

# AUTO BUDGET DASHBOARD GUIDE

4.0 - 3/9/24

*Spreadsheets Reimagined*



SpreadWiseCo™

BUILT WITH  
MICROSOFT  
EXCEL

# GUIDE OVERVIEW

These tools are designed to be easy to use, with minimal inputs from you, and many outputs from us. Follow each tool guide closely. There are normally only a few true steps within the guide, but the rest is information to help you along the way.

# GUIDE LEGEND


## GUIDE POINTERS

NEED TO KNOW

NICE TO KNOW

## FOR THOSE READY TO JUMP IN QUICKLY



YOU CAN SKIP AND COME BACK 



DON'T SKIP!

## USER INPUTS

INPUT BOX

DROP DOWN MENU

## REVISION INFORMATION

Latest Auto Budget

Dashboard Revision: 4.0

## PASSWORD

- Tabs are locked to prevent accidental formula errors. Password: "swc"
- Use with discretion. Formulas and setups are extremely complex.

# 1 - GETTING STARTED



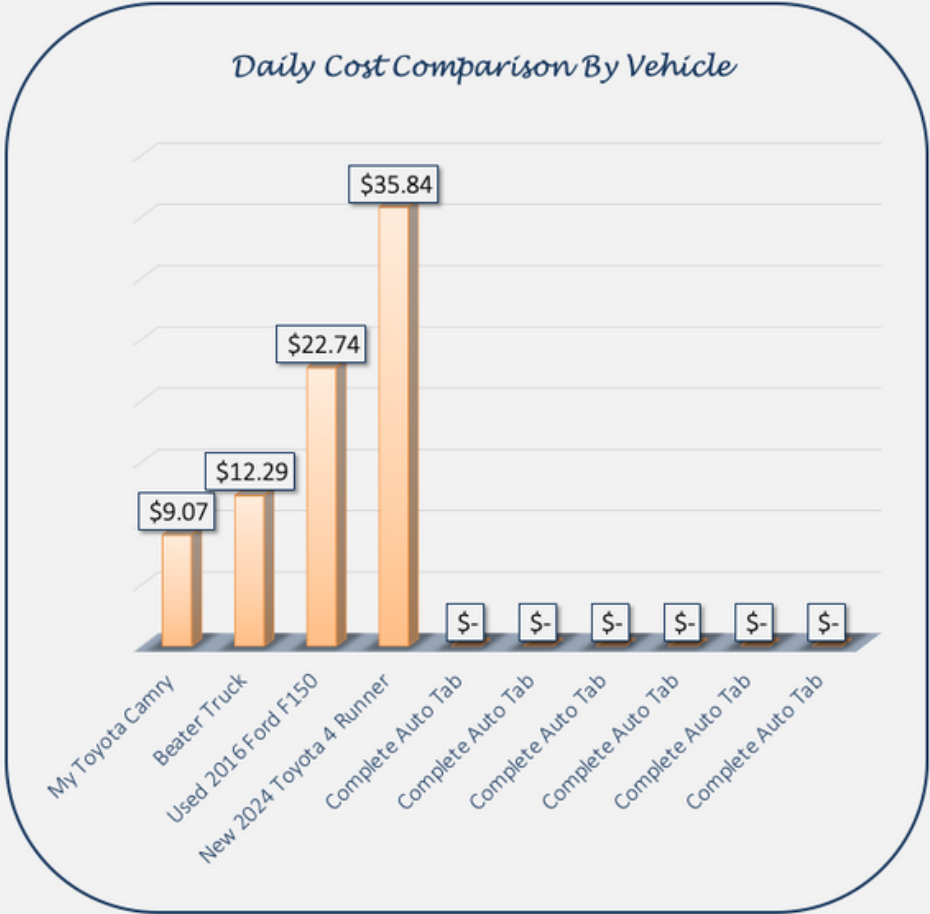
THIS JOURNEY BEGINS WITH FILLING OUT THE AUTO TABS

## AUTO BUDGET & BUYING GUIDE

Dashboard Inputs
Choose Your Currency
USD
Current Monthly Take Home Pay
\$ 3,500.00

<b>Dashboard Results</b>	Highest Daily Cost	\$ 35.84
	Lowest Daily Cost	\$ 9.07

Auto Tab Name	Auto Description	Annual Cost	Monthly Cost	Daily Cost
Current1	My Toyota Camry	\$ 3,312	\$ 276	\$ 9.07
Current2	Beater Truck	\$ 4,487	\$ 374	\$ 12.29
NewAuto1	Used 2016 Ford F150	\$ 8,300	\$ 692	\$ 22.74
NewAuto2	New 2024 Toyota 4 Runner	\$ 13,082	\$ 1,090	\$ 35.84
NewAuto3	Complete Auto Tab	Add New Auto Tab	Add New Auto Tab	Add New Auto Tab
NewAuto4	Complete Auto Tab	Add New Auto Tab	Add New Auto Tab	Add New Auto Tab
NewAuto5	Complete Auto Tab	Add New Auto Tab	Add New Auto Tab	Add New Auto Tab
NewAuto6	Complete Auto Tab	Add New Auto Tab	Add New Auto Tab	Add New Auto Tab
NewAuto7	Complete Auto Tab	Add New Auto Tab	Add New Auto Tab	Add New Auto Tab
NewAuto8	Complete Auto Tab	Add New Auto Tab	Add New Auto Tab	Add New Auto Tab
<b>Average</b>		\$ 7,295	\$ 608	\$ 20



COPYRIGHT © 2023 [SpreadWiseCo LLC]. ALL RIGHTS RESERVED.

Built With **Microsoft Excel**

Features NOT Compatible With **Google Sheets**

\$ USD, € EUR, £ GBP



SpreadWiseCo

# 2 - DASHBOARD

THE DASHBOARD TABLE AND CHARTS WILL POPULATE AUTOMATICALLY

SET YOUR CURRENCY TYPE

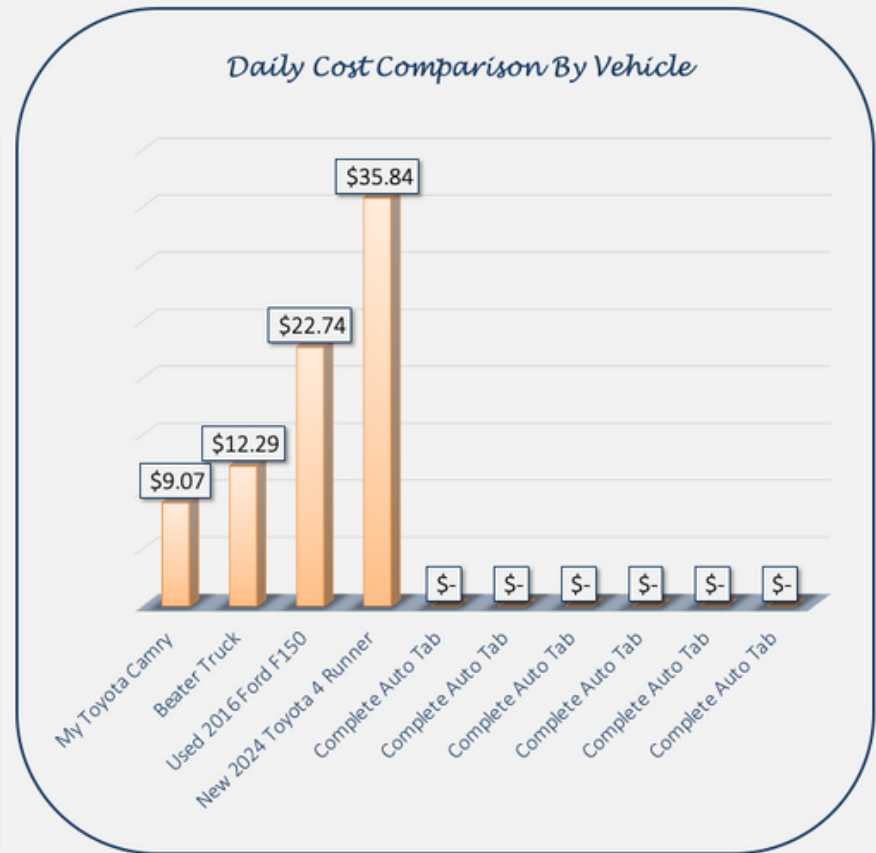
\*\*OPTIONAL  
SET YOUR CURRENT MONTHLY TAKE HOME

## AUTO BUDGET & BUYING GUIDE

Dashboard Inputs      Choose Your Currency      **USD**      Current Monthly Take Home Pay      \$ 3,500.00

<b>Dashboard Results</b>	Highest Daily Cost	\$ 35.84
	Lowest Daily Cost	\$ 9.07

Auto Tab Name	Auto Description	Annual Cost	Monthly Cost	Daily Cost
Current1	My Toyota Camry	\$ 3,312	\$ 276	\$ 9.07
Current2	Beater Truck	\$ 4,487	\$ 374	\$ 12.29
NewAuto1	Used 2016 Ford F150	\$ 8,300	\$ 692	\$ 22.74
NewAuto2	New 2024 Toyota 4 Runner	\$ 13,082	\$ 1,090	\$ 35.84
NewAuto3	Complete Auto Tab	Add New Auto Tab	Add New Auto Tab	Add New Auto Tab
NewAuto4	Complete Auto Tab	Add New Auto Tab	Add New Auto Tab	Add New Auto Tab
NewAuto5	Complete Auto Tab	Add New Auto Tab	Add New Auto Tab	Add New Auto Tab
NewAuto6	Complete Auto Tab	Add New Auto Tab	Add New Auto Tab	Add New Auto Tab
NewAuto7	Complete Auto Tab	Add New Auto Tab	Add New Auto Tab	Add New Auto Tab
NewAuto8	Complete Auto Tab	Add New Auto Tab	Add New Auto Tab	Add New Auto Tab
<b>Average</b>		\$ 7,295	\$ 608	\$ 20



COPYRIGHT © 2023 [SpreadWiseCo LLC]. ALL RIGHTS RESERVED.

- Built With **Microsoft Excel**
- Features NOT Compatible With **Google Sheets**

\$USD, €EUR, £GBP



SpreadWiseCo



# 3 - CURRENT AUTO



CURRENT MONTHLY PAYMENT

MONTHLY INSURANCE COST

CURRENT ANNUAL PROPERTY TAXES

\*\*OPTIONAL INFO  
MONEY OWED, AND ESTIMATED PRIVATE PARTY RESALE

## My Toyota Camry

TOTAL COST OF AUTO	
Vehicle Cost / Year	\$ 3,311.67
Vehicle Cost / Month	\$ 275.97
Vehicle Cost / Day	\$ 9.07
% of Monthly Take Home	7.88%

FINANCING	
Total Amount Borrowed	\$ -
Annual Percentag Rate (APR)	0.00%
Loan Term (Months)	0
Monthly Payment	\$ -
Annual Payment Cost	\$ -

INSURANCE	
Monthly Insurance Payment	\$ 80.00
Annual Insurance Cost	\$ 960.00

PROPERTY TAXES	
Annual Taxes	\$ 250.00
Monthly Tax Cost	\$ 20.83

Remaining Loan Balance	\$ -
Estimated Private Party Value	\$ 2,000
Net Equity	\$ 2,000

Choose Your Currency	USD
CURRENT AUTO	
My Toyota Camry	
FUEL	
Vehicle Miles Per Gallon	25
Miles Driven Per Month	1000
Current Cost/Gal	\$ 3.50
Monthly Fuel Cost	\$ 140.00
Annual Fuel Cost	\$ 1,680.00
MAINTENANCE	
Cost / Oil Change	\$ 65.00
Miles / Oil Change	3000
Annual Miles	12000
Monthly Oil Change Cost	\$ 21.67
Other Annual Maintenance	\$ 400.00
Other Monthly Maint Cost	\$ 33.33

COPYRIGHT © 2023 [SpreadWiseCo LLC]. ALL RIGHTS RESERVED.



# 4 - CURRENT AUTO



VEHICLE NAME

FUEL MILEAGE  
DETAILS

OIL CHANGE DETAILS

OTHER ESTIMATED  
ANNUAL  
MAINTENANCE COSTS

<i>My Toyota Camry</i>		Choose Your Currency <b>USD</b>	
<b>TOTAL COST OF AUTO</b>		<b>CURRENT AUTO</b>	
Vehicle Cost / Year	\$ 3,311.67	My Toyota Camry	
Vehicle Cost / Month	\$ 275.97	<b>FUEL</b>	
Vehicle Cost / Day	\$ 9.07	Vehicle Miles Per Gallon	25
% of Monthly Take Home	7.88%	Miles Driven Per Month	1000
<b>FINANCING</b>		Current Cost/Gal	\$ 3.50
Total Amount Borrowed	\$ -	Monthly Fuel Cost	\$ 140.00
Annual Percentag Rate (APR)	0.00%	Annual Fuel Cost	\$ 1,680.00
Loan Term (Months)	0	<b>MAINTENANCE</b>	
Monthly Payment	\$ -	Cost / Oil Change	\$ 65.00
Annual Payment Cost	\$ -	Miles / Oil Change	3000
<b>INSURANCE</b>		Annual Miles	12000
Monthly Insurance Payment	\$ 80.00	Monthly Oil Change Cost	\$ 21.67
Annual Insurance Cost	\$ 960.00	Other Annual Maintenance	\$ 400.00
<b>PROPERTY TAXES</b>		Other Monthly Maint Cost	\$ 33.33
Annual Taxes	\$ 250.00	<b>Other</b>	
Monthly Tax Cost	\$ 20.83	Remaining Loan Balance	\$ -
<b>Other</b>		Estimated Private Party Value	\$ 2,000
Estimated Private Party Value	\$ 2,000	Net Equity	\$ 2,000
Net Equity	\$ 2,000		

COPYRIGHT © 2023 [SpreadWiseCo LLC]. ALL RIGHTS RESERVED.

Built With  
**Microsoft Excel**

Features NOT Compatible  
With **Google Sheets**

\$ USD, € EUR, £ GBP



SpreadWiseCo

# 5 - NEW AUTO



FINANCING DETAILS

MONTHLY INSURANCE COST

CURRENT ANNUAL PROPERTY TAXES

\*\*OPTIONAL INFO  
MONEY OWED, AND ESTIMATED PRIVATE PARTY RESALE

<i>Used 2016 Ford F150</i>		
<b>TOTAL COST OF AUTO</b>		
Vehicle Cost / Year	\$	8,299.87
Vehicle Cost / Month	\$	691.66
Vehicle Cost / Day	\$	22.74
% of Monthly Take Home		19.76%
<b>FINANCING</b>		
Total Amount Borrowed	\$	20,000.00
Annual Percentag Rate (APR)		6.00%
Loan Term (Months)		60
Monthly Payment	\$	386.66
Annual Payment Cost	\$	4,639.87
<b>INSURANCE</b>		
Monthly Insurance Payment	\$	120.00
Annual Insurance Cost	\$	1,440.00
<b>PROPERTY TAXES</b>		
Annual Taxes	\$	480.00
Monthly Tax Cost	\$	40.00
Remaining Loan Balance	\$	10,000
Estimated Private Party Value	\$	11,000
Net Equity	\$	1,000
Choose Your Currency <b>USD</b>		
<b>NEW AUTO 1</b>		
Used 2016 Ford F150		
<b>FUEL</b>		
Vehicle Miles Per Gallon		25
Miles Driven Per Month		1000
Current Cost/Gal	\$	3.50
Monthly Fuel Cost	\$	140.00
Annual Fuel Cost	\$	1,680.00
<b>MAINTENANCE</b>		
Cost / Oil Change	\$	50.00
Miles / Oil Change		5000
Annual Miles		12000
Monthly Oil Change Cost	\$	10.00
Other Annual Maintenance	\$	50.00
Other Monthly Maint Cost	\$	4.17
COPYRIGHT © 2023 [SpreadWiseCo LLC]. ALL RIGHTS RESERVED.		





# 6 - NEW AUTO



VEHICLE NAME

ESTIMATED FUEIL MILEAGE DETAILS

ESTIMATED OIL CHANGE DETAILS

OTHER ESTIMATED ANNUAL MAINTENANCE COSTS

<i>Used 2016 Ford F150</i>		
<b>TOTAL COST OF AUTO</b>		Choose Your Currency <b>USD</b>
Vehicle Cost / Year	\$	8,299.87
Vehicle Cost / Month	\$	691.66
Vehicle Cost / Day	\$	22.74
% of Monthly Take Home		19.76%
<b>FINANCING</b>		<b>NEW AUTO 1</b>
		Used 2016 Ford F150
		<b>FUEL</b>
Total Amount Borrowed	\$	20,000.00
Annual Percentag Rate (APR)		6.00%
Loan Term (Months)		60
Monthly Payment	\$	386.66
Annual Payment Cost	\$	4,639.87
		<b>MAINTENANCE</b>
<b>INSURANCE</b>		Vehicle Miles Per Gallon
Monthly Insurance Payment	\$	120.00
Annual Insurance Cost	\$	1,440.00
<b>PROPERTY TAXES</b>		Miles Driven Per Month
Annual Taxes	\$	480.00
Monthly Tax Cost	\$	40.00
		Current Cost/Gal
Remaining Loan Balance	\$	10,000
Estimated Private Party Value	\$	11,000
Net Equity	\$	1,000
		Monthly Fuel Cost
		Annual Fuel Cost
		Cost / Oil Change
		Miles / Oil Change
		Annual Miles
		Monthly Oil Change Cost
		Other Annual Maintenance
		Other Monthly Maint Cost

COPYRIGHT © 2023 [SpreadWiseCo LLC]. ALL RIGHTS RESERVED.

Built With **Microsoft Excel**

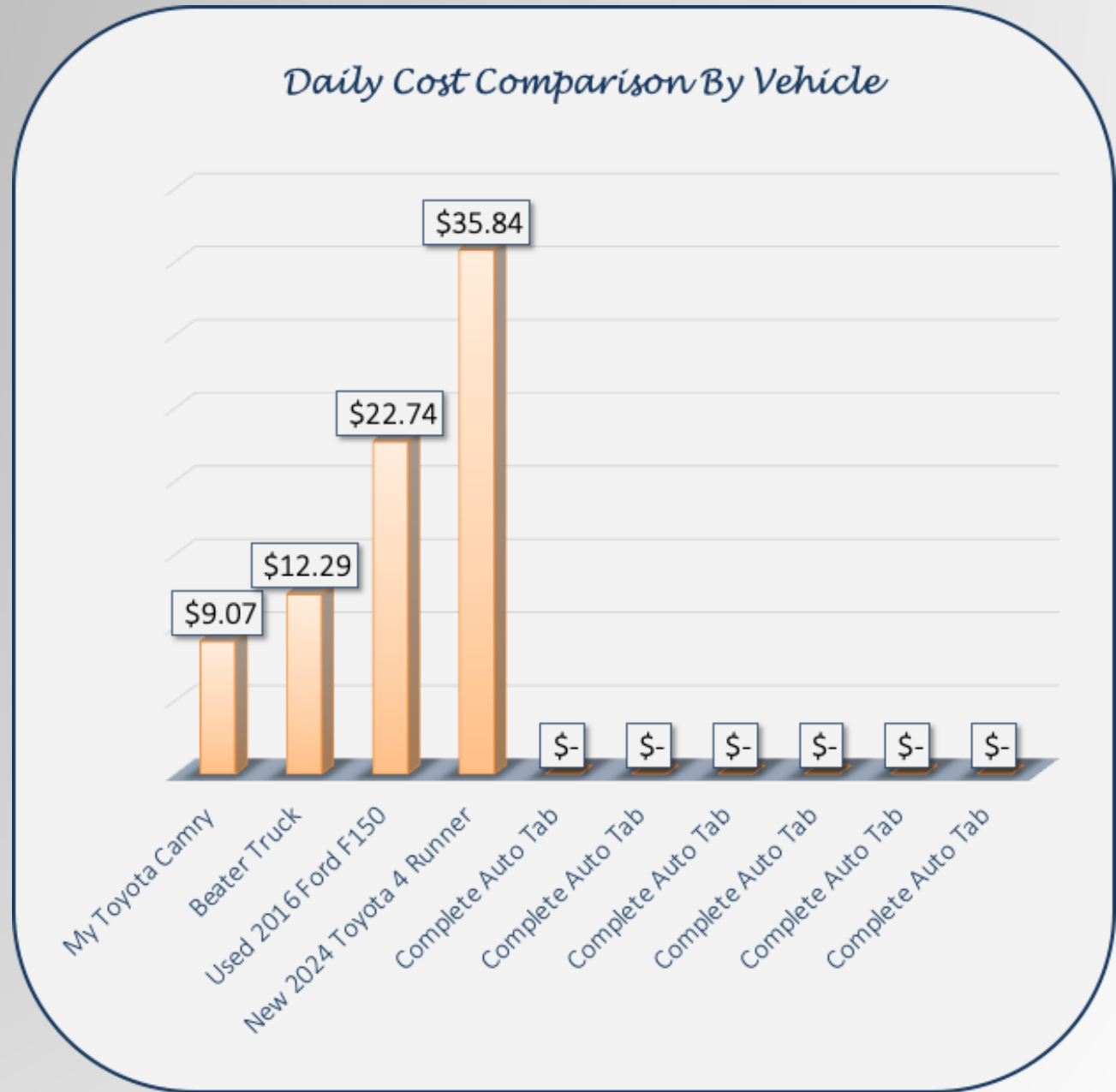
Features NOT Compatible With **Google Sheets**

\$ USD, € EUR, £ GBP



SpreadWiseCo

SEE A SIDE BY SIDE COMPARISON OF EACH VEHICLE, SHOW AS A DAILY COST OF OWNERSHIP!



# 8 - ADDING NEW AUTO TABS

## THIS IS REALLY EASY!

- SELECT A CAR TAB
  - RIGHT CLICK ON THE TAB AND MAKE A COPY
  - RENAME THE TAB FOR THE NEXT TAB NUMBER BASED ON YOUR DASHBOARD TABLE
  - REPEAT FOR UP TO A TOTAL OF 10 AUTO TABS

Auto Tab Name	
Current1	
Current2	
NewAuto1	
NewAuto2	N
NewAuto3	
NewAuto4	
NewAuto5	
NewAuto6	
NewAuto7	
NewAuto8	
Average	

Copy, rename to "NewAuto3".  
Update the car expense details.  
Done!



# IMPORTANT

\*The contents of your purchase are for informational purposes only. SpreadWiseCo LLC is not liable to any person or entity for harm, damages, loss, claims, costs, or any other liabilities with regards to personal use of the spreadsheet templates and guides.

\*All materials included in this purchase are for personal use only. The templates, designs, and setups are SpreadWiseCo LLC Copyright, and cannot be distributed, sold, duplicated, reproduced, or used in any form without the written consent of the author.