

SINKING FUND DASHBOARD GUIDE

4.1 - 1/6/24

Spreadsheets Reimagined



SpreadWiseCo

BUILT WITH
MICROSOFT
EXCEL

GUIDE OVERVIEW

These tools are designed to be easy to use, with minimal inputs from you, and many outputs from us.

Follow each tool guide closely. There are normally only a few true steps within the guide, but the rest is information to help you along the way.

GUIDE LEGEND


GUIDE POINTERS

NEED TO KNOW

NICE TO KNOW

FOR THOSE READY TO JUMP IN QUICKLY



YOU CAN SKIP AND COME BACK 



DON'T SKIP!

USER INPUTS

INPUT BOX

DROP DOWN MENU

REVISION INFORMATION

Latest Sinking Fund Dashboard
Revision: 4.1

PASSWORD

- Tabs are locked to prevent accidental formula errors. Password: "swc"
- Use with discretion. Formulas and setups are extremely complex.

1 - GETTING STARTED



THIS JOURNEY BEGINS WITH FILLING OUT THE DASHBOARD

SINKING FUND DASHBOARD

Inputs

Choose Your Currency
USD

Outputs

Total Savings Target	Total Amount Saved	Remaining Savings Target
\$ 6,500.00	\$ 640.00	\$ 5,860.00

Sinking Fund Tab	Sinking Fund Name	Target Savings	Amount Saved
SinkF1	Road Trip	\$ 2,500.00	\$ 200
SinkF2	Disney	\$ 1,000.00	\$ 140
SinkF3	Christmas	\$ 1,000.00	\$ 300
SinkF4	Friendsgiving	\$ 1,000.00	Add New Sinking Tab
SinkF5	Easter	\$ 1,000.00	Add New Sinking Tab
SinkF6	Birthday's	\$ -	Add New Sinking Tab
SinkF7		\$ -	Add New Sinking Tab
SinkF8		\$ -	Add New Sinking Tab
SinkF9		\$ -	Add New Sinking Tab
SinkF10		\$ -	Add New Sinking Tab
SinkF11		\$ -	Add New Sinking Tab
SinkF12		\$ -	Add New Sinking Tab
SinkF13		\$ -	Add New Sinking Tab
SinkF14		\$ -	Add New Sinking Tab
SinkF15		\$ -	Add New Sinking Tab
SinkF16		\$ -	Add New Sinking Tab
SinkF17		\$ -	Add New Sinking Tab
SinkF18		\$ -	Add New Sinking Tab
SinkF19		\$ -	Add New Sinking Tab
SinkF20		\$ -	Add New Sinking Tab
Total		\$ 6,500	\$ 640

COPYRIGHT © 2023 [SpreadWiseCo LLC]. ALL RIGHTS RESERVED.



2 - DASHBOARD INPUTS



SINKING FUNDS

TOTAL PROPERTY BUDGET	
Total Saved	\$ 200.00
Target Savings	\$ 2,500.00

Choose Your Currency USD

Sinking Fund Name: Road Trip

Tab Name: SinkF1

LINK TO DASHBOARD
Yes

SELECT YOUR CURRENCY

Sinking Fund Tab	Sinking Fund Name	Target Savings	Amount Saved
SinkF1	Road Trip	\$ 2,500.00	\$ 200
SinkF2	Disney	\$ 1,000.00	\$ 140
SinkF3	Christmas	\$ 1,000.00	\$ 300
SinkF4	Friendsgiving	\$ 1,000.00	Add New Sinking Tab
SinkF5	Easter	\$ 1,000.00	Add New Sinking Tab
SinkF6	Birthday's	\$ -	Add New Sinking Tab
SinkF7		\$ -	Add New Sinking Tab
SinkF8		\$ -	Add New Sinking Tab
SinkF9		\$ -	Add New Sinking Tab
SinkF10		\$ -	Add New Sinking Tab
SinkF11		\$ -	Add New Sinking Tab
SinkF12		\$ -	Add New Sinking Tab
SinkF13		\$ -	Add New Sinking Tab
SinkF14		\$ -	Add New Sinking Tab
SinkF15		\$ -	Add New Sinking Tab
SinkF16		\$ -	Add New Sinking Tab
SinkF17		\$ -	Add New Sinking Tab
SinkF18		\$ -	Add New Sinking Tab
SinkF19		\$ -	Add New Sinking Tab
SinkF20		\$ -	Add New Sinking Tab
Total		\$ 6,500	\$ 640

HOW MANY SINKING FUNDS WILL YOU BE TRACKING? YOU CAN TRACK UP TO 20 AT ANY GIVEN TIME!

NEXT, SET YOUR TARGET SAVINGS BY SINKING FUND

- Built With **Microsoft Excel**
- Not Optimized For Use With **Google Sheets**

\$ USD, € EUR, £ GBP



SpreadWiseCo

3 - SINKING FUND TABS



SOME INFORMATION ON THE SINKING FUND TAB IS PRE-POPULATED BASED ON YOUR DASHBOARD INPUTS, AND AS YOU LOG INFORMATION WITHIN THE TAB.

- TOTAL SAVED
- SINKING FUND NAME
- TARGET SAVINGS

SINKING FUNDS		Road Trip	
TOTAL PROPERTY BUDGET		Sinking Fund Name Road Trip	
Total Saved	\$ 200.00	Tab Name	SinkF1
Target Savings	\$ 2,500.00	LINK TO DASHBOARD	
		Yes	
Choose Your Currency	USD		
Date	Amount Saved	Comments	Saved to Date
10/1/23	\$ 50.00		\$ 50.00
10/15/23	\$ 50.00		\$ 100.00
10/18/23	\$ 50.00		\$ 150.00
10/23/23	\$ 50.00		\$ 200.00
\$	-		
\$	-		
\$	-		
\$	-		
\$	-		
\$	-		
\$	-		
\$	-		
\$	-		
\$	-		
\$	-		
\$	-		
\$	-		
\$	-		
\$	-		
\$	-		
\$	-		
\$	-		
\$	-		
\$	-		
\$	-		
\$	-		
\$	-		
\$	-		
\$	-		
\$	-		
\$	-		
\$	-		
\$	-		
\$	-		
\$	-		
\$	-		
\$	-		
\$	-		
\$	-		
\$	-		
\$	-		
\$	-		
\$	-		
\$	-		
\$	-		
\$	-		
\$	-		

- Built With **Microsoft Excel**
- Not Optimized For Use With **Google Sheets**

4 - SINKING FUND TABS - DASHBOARD LINK



THE DASHBOARD LINK ALLOWS YOU QUICKLY DISCONNECT/CONNECT A SINKING FUND FROM YOUR OVERALL DASHBOARD.

PURPOSE OF THIS FEATURE?

YOU CAN TRACK 20 AT ANY GIVEN TIME, BUT THIS ALLOWS YOU TO KEEP HISTORY ON EVERY SINKING FUND YOU EVER SAVED FOR, UP TO 250, WHILE TRACKING THE CURRENT 20!

FUNDS

Road Trip

Sinking Fund Name	Road Trip
Tab Name	SinkF1

LINK TO DASHBOARD
Yes



5 - SINKING FUND TABS - SPEND TRACKING



DATE

AMOUNT YOU ADDED TO THE SINKING FUND (OR HAD TO REMOVE FOR AN EMERGENCY)

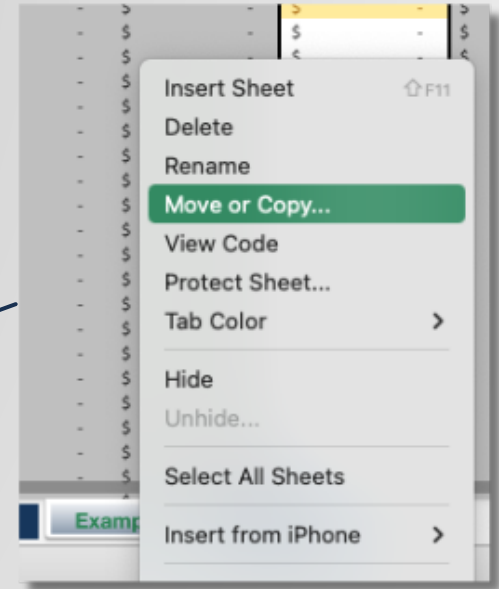
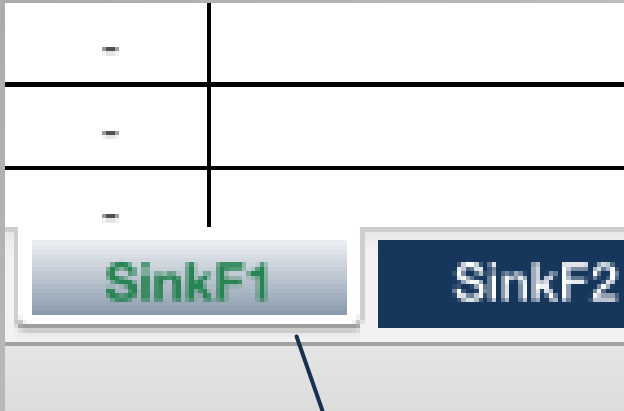
COMMENTS FOR EACH DEPOSIT / WITHDRAWAL

SAVED TO DATE WILL AUTO SUM AS YOU ADD ENTRIES

Date	Amount Saved	Comments	Saved to Date
10/1/23	\$ 50.00		\$ 50.00
10/15/23	\$ 50.00		\$ 100.00
10/18/23	\$ 50.00		\$ 150.00
10/23/23	\$ 50.00		\$ 200.00
	\$ -		
	\$ -		
	\$ -		
	\$ -		
	\$ -		
	\$ -		
	\$ -		
	\$ -		
	\$ -		
	\$ -		
	\$ -		
	\$ -		
	\$ -		
	\$ -		



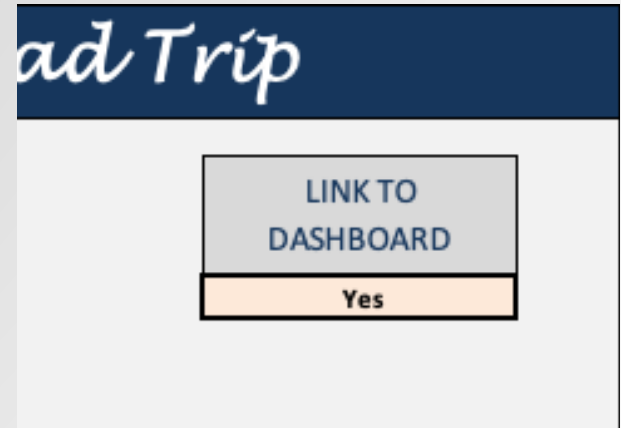
6 - ADDING SINKING FUND TABS



- RIGHT CLICK ON A SINKING FUND TAB, & MAKE A COPY...OR HOWEVER MANY COPIES YOU NEED.
- RIGHT CLICK AGAIN AND CHANGE THE NAME OF THE TAB.

- SET THE TAB NAME TO MATCH THE NEXT SINKING FUND TAB NUMBER FROM THE DASHBOARD EXACTLY.
- LINK THE TAB (IF NOT ALREADY), THEN YOU'RE DONE.

Sinking Fund Tab
SinkF1
SinkF2
SinkF3
SinkF4
SinkF5
SinkF6



IMPORTANT

*The contents of your purchase are for informational purposes only. SpreadWiseCo LLC is not liable to any person or entity for harm, damages, loss, claims, costs, or any other liabilities with regards to personal use of the spreadsheet templates and guides.

*All materials included in this purchase are for personal use only. The templates, designs, and setups are SpreadWiseCo LLC Copyright, and cannot be distributed, sold, duplicated, reproduced, or used in any form without the written consent of the author.