

ACCUNIQ BC380

The New Standard in Body Composition Analysis

BODY COMPOSITION ANALYZER

Multi-Frequency Segmental Body Composition Analysis
using BIA Technology



Accurate Analysis and Seamless Data Management

ACCUNIQ BC380 delivers clinically accurate body composition results in less than 1 minute.

Easy to use, with on-screen step by step instructions and loaded with all the measurement data you will need to fully assess your clients composition levels.

On Screen results and full page report shows measurements with healthy ranges for quick assessment.



ACCUNIQ's accurate measurement technology
ACCUNIQ's precise measurement technology, which shows a high correlation with DEXA equipment (Lean body mass $R^2=0.9532$), analyzes body composition and monitors body fat and muscle changes.

Enhanced expandability by connecting the product to various devices



Thermal printer

Thermal printer for fast printed results.



Ankle electrodes

No need to take off your socks.



Ultrasonic Height Meter

The ultrasonic height meter increases precision and automatically inputs height.



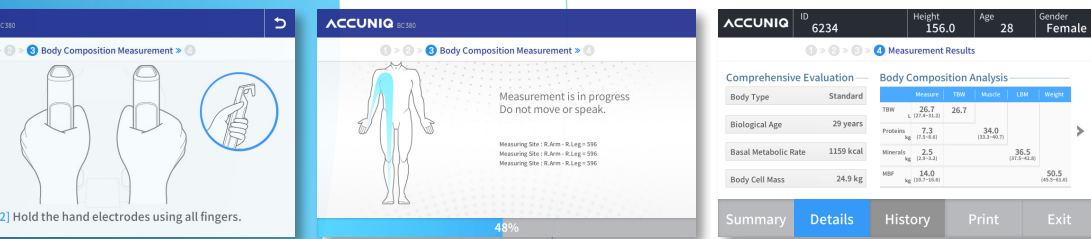
Fully automatic Blood Pressure Monitor

You can diagnose obesity and measure blood pressure simultaneously by connecting a blood pressure monitor to ACCUNIQ BC380.



Touch panel and intuitive UI

The 7-inch wide color touchscreen and convenient keypad combined with on-screen instructions makes the BC380 easy for anyone to operate.



Electrode handle

The measurement starts automatically without the need to push a button separately when you grab the electrode handle that gives you a sense of improved grip.

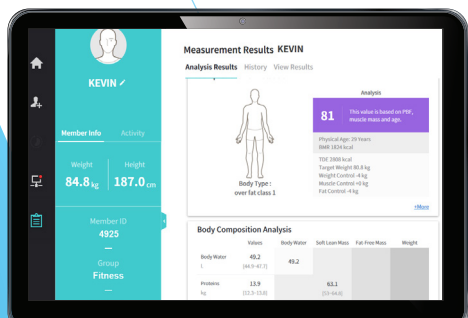


Convenient foothold electrode

large 18"x18" platform and low profile allows for easy access, comfort and stability.

Streamline Measurement Data Analysis

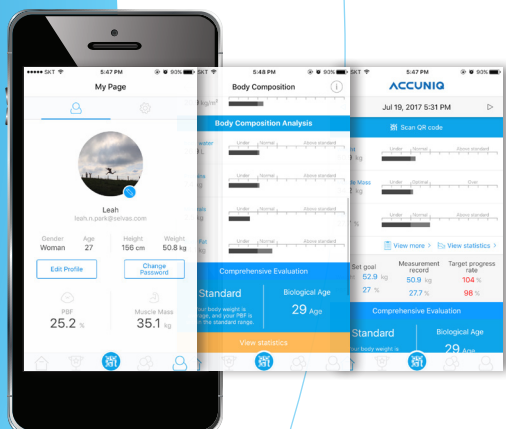




Body composition management program ACCUNIQ MANAGER

ACCUNIQ MANAGER is a client health data management solution that captures and presents all body composition results with comparisons to healthy ranges for fast and easy assessment.

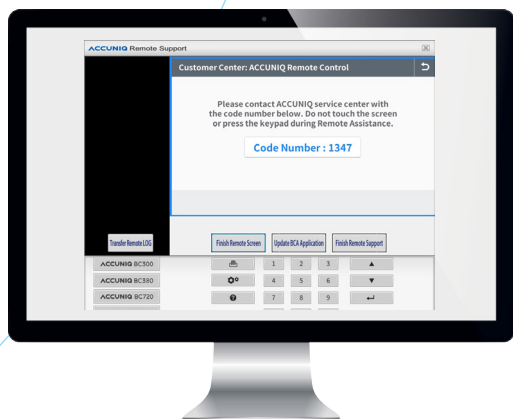
- Generate historical comparisons to show progress and helps you personalize your diet and exercise prescriptions based on critical data.
- Print full page reports, thermal receipt, or transfer results to devices.
- Recommendation of personalized diet and exercise program to achieve healthy range.
- Easy-to-understand, Intuitive screen layout with graphical data presentation.
- Screen showing systematic body composition analysis results for individual users and the provides for efficient data management processing.



Body composition management application ACCUNIQ APP

ACCUNIQ App is a mobile service for the management of personal body composition data. You can scan the QR code of the body composition measurement result with a smart phone so clients can check the result anytime.

- Shows graphical statistical views of composition results and changes.
- A Control Guide shows recommendations on caloric intake and exercise levels to reach healthy ranges.
- Stores all measurements and shows historical graphing of measurement levels and healthy ranges.




Remote support program ACCUNIQ REMOTE SUPPORT

You can use the USB Wi-Fi dongle, which is provided for easy use of the device, to connect to the Selvas Healthcare C/S division and receive remote service more conveniently when checking or repairing the device.

- Even if you don't know how to use the device, you can set its options through remote control.
- You can remove measurement errors by checking the offset value, performing calibration, etc.
- You can recover the firmware remotely from a PC.

Comprehensive Results Page

Results are printed in easy to understand format with measurement comparison to the healthy range, making analysis fast and concise.



1 Body Composition Analysis

Shows the measurement results and normal range of total body water, protein, minerals and body fat which equal total body weight.

2 Muscle / Fat Analysis

Graph shows results for weight, skeletal muscle mass, and body fat mass compared to normal range.

3 Obesity Analysis

Graph shows body mass index and body fat percentage, compared to healthy range important indicators of obesity.

4 Abdominal Obesity Analysis

The fat of the human body consists of subcutaneous fat and visceral fat. This analysis assesses visceral fat that are closely related to adult diseases by using various indicators.

5 Segmental Lean and Fat Analysis

Graph shows muscle mass and fat mass of each of the five body parts (left arm, right arm, left leg, right leg, and torso).

6 Body Composition Change

Historical graph of weight, skeletal muscle mass, and body fat mass, important indicators to assess progress.

7 Comprehensive Evaluation

Shows body type, body age, basal metabolic rate, calories needed per day, body cell mass, visceral fat mass, degree of obesity.

8 Body Balance Assessment

Assessment of the balance between the left and right of the body, and the upper and lower parts of the body. It evaluates whether the body maintains balance between the left and right of the body and the upper and lower parts of the body, rather than about the mass of skeletal muscle or fat.

9 Control Guide

Extracellular water ratio indicates the ratio of extracellular body water to total body water. This index evaluates the body's water balance and displays the body's current state as normal, boundary, or abnormal.

10 Segmental Lean Mass


Muscle mass and status of the five body parts (left arm, right arm, left leg, right leg, torso) compared to the standard weight.

11 Impedance

Indicates impedance by frequencies and by body parts. Impedance is a resistance generated when electric current passes through the body. Each person has a unique impedance.

12 Blood Pressure Analysis

Shows the blood pressure data when the device is connected to the hematomanometer provided by ACCUNIQ. This is especially useful because it assesses your obesity level and blood pressure at the same time.



Results Page for Child and Youth (Optional)

ACCUNIQ BC380



ID / NAME : 3456 / SELVAS
 Height : 187.5 cm Age : 47 years Gender: Male
 Test Date/Time : 6/14/2017 15:34

1 Body Composition Analysis

	values	Body Water	Soft Lean Mass	Fat-Free Mass	Weight
Body Water	48.4 (45.1 ~ 48.0)	48.4	62.0 (53.3 ~ 65.1)	66.2 (51.8 ~ 65.7)	85.2 (65.7 ~ 88.9)
Proteins	13.6 (12.4 ~ 13.9)				
Minerals	4.3 (4.5 ~ 4.6)				
Body Fat	19.0 (10.8 ~ 15.2)				

2 Muscle/Fat Analysis

	Under	Normal	Over
Weight	65 75 85 100 115 125 135 145 155 165 175 185 (%)		
SMM Skeletal Muscle Mass	70 80 90 100 110 120 130 140 150 160 170 180 (%)		
Fat Mass	40 60 80 100 120 170 220 270 320 370 420 470 (%)		

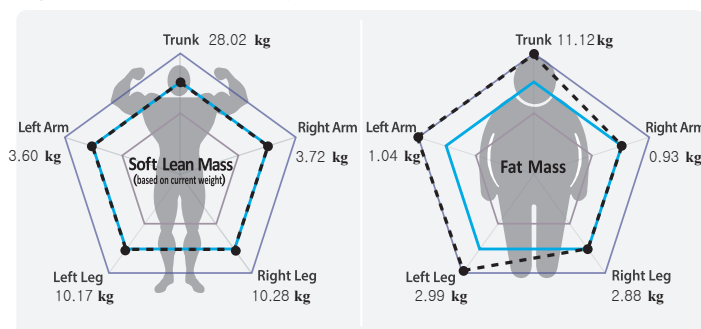
3 Obesity Analysis

	Under	Normal	Over
BMI Body Mass Index kg/m ²	14.50 16.50 18.50 21.75 25.00 27.21 29.42 31.64 33.85 36.07 38.28 40.50 [kg/m ²]		
PBF Percentage of Body Fat %	10.0 12.5 15.0 17.5 20.0 25.4 32.8 39.2 45.7 52.1 58.5 65.0 (%)		

4 Abdominal Obesity Analysis

	Under	Normal	Over
WHR Waist to Hip Ratio	0.75 0.90		
VFL Visceral Fat Level	1 5 9 11 16		
VFA Visceral Fat Area cm ²	50 100		

5 Segmental Lean and Fat Analysis



6 Body Composition Change

	2017.04.17 (14:00)	2017.05.13 (12:10)	2017.06.12 (15:46)	2017.06.14 (15:34)
Weight	81.8	83.5	85.2	85.2
SMM Skeletal Muscle Mass	37.4	37.8	37.1	37.2
PBF Percentage of Body Fat %	18.8	19.6	22.5	22.3
Test date	2017.04.17 (14:00)	2017.05.13 (12:10)	2017.06.12 (15:46)	2017.06.14 (15:34)

SELVAS Healthcare

7 Comprehensive Evaluation

Body Type	over fat class 1
Biological Age	47 years
Basal Metabolic Rate(BMR)	1800 kcal
Total Daily Energy Expenditure	2772 kcal
Body Cell Mass	45.6
Visceral Fat Mass	2.7
Obesity Degree	+10.2 (-10.0 ~ +10.0) %
Abdominal Circumference	114 (Less than 102cm) cm
Total Score	78 Points

8 Body Balance Assessment

Upper Body L/R	<input checked="" type="checkbox"/> balanced <input type="checkbox"/> imbalanced I <input type="checkbox"/> imbalanced II
Lower Body L/R	<input checked="" type="checkbox"/> balanced <input type="checkbox"/> imbalanced I <input type="checkbox"/> imbalanced II

9 Control Guide

Target Weight	79.7 kg
Weight Control	-5.5 kg
Muscle Control	+0.0 kg
Fat Control	-5.5 kg
ECW ratio	0.386 (Optimal)

10 Segmental Lean Mass (Based on standard weight)

Right Arm	3.72 kg [3.12 ~ 3.81] / Fit
Left Arm	3.60 kg [3.12 ~ 3.81] / Fit
Trunk	28.02 kg [23.46 ~ 28.67] / Fit
Right Leg	10.28 kg [8.61 ~ 10.52] / Fit
Left Leg	10.17 kg [8.61 ~ 10.52] / Fit

11 Impedance

Freq	5K	50K	250K
RA.Imp.	275	243	207
LA.Imp.	281	254	214
Trunk	36	33	28
RL.Imp.	185	163	139
LL.Imp.	189	174	144

12 Blood Pressure Analysis

Systolic	125 mmHg	Diastolic	85 mmHg
Pulse	76 bpm		



For history management please upload this results at the website using QR code scanning.

ACCUNIQ BC380 Specifications

Model	ACCUNIQ BC380
Measurement Method	Tetra-polar electrode method using 8 touch electrodes
Frequency Range	5, 50, 250 kHz
Measurement Area	Whole body and Segmental measurement (arms, legs, and trunk)
Result Sheet Data	[Result for Body Composition Analysis] Body Composition Analysis (Weight, Lean Body Mass, Body Fat Mass, Muscle Mass, Protein Mass, Mineral Mass, Total Body Water), Skeletal Muscle / Fat Analysis (Weight, Skeletal Muscle Mass, Body Fat Mass), Obesity Analysis (Body Mass Index, Body Fat Percentage, Degree of Obesity, Abdominal Circumference), Abdominal Obesity Analysis (Waist Hip Ratio, Visceral Fat Level, Visceral Fat Area, Visceral Fat Mass), Cumulative Body Change Graph (Weight, Skeletal Muscle Mass, Body Fat Percentage), Overall Evaluation (Body Type, Body Age, Basal Metabolic Rate, Calories Needed per Day, Body Cell Mass, Total Score), Body Balance Assessment (Left and Right of the Upper Body, Left and Right of the Lower Body), Weight Control Targets (Recommended Weight, Weight Control Value, Muscle Control Value, Fat Control Value), Extracellular Water Ratio, Body Fat Mass / Muscle Mass by Body Parts (Left Arm, Right Arm, Left Leg, Right Leg, Torso), Impedance (By Body Parts and By Frequencies), Blood Pressure (When Interlocked with the Hematomanometer), QR Code [Result for Child and Youth (optional)] Body Composition Analysis (Weight, Lean Body Mass, Body Fat Mass, Muscle Mass, Protein Mass, Mineral Mass, Total Body Water), Skeletal Muscle / Fat Analysis (Weight, Skeletal Muscle Mass, Body Fat Mass), Obesity Analysis (Body Mass Index, Body Fat Percentage, Waist Hip Ratio), Child Growth Curve (Height, Weight), Nutritional Assessment (Protein, Mineral, Fat), Overall Evaluation (Body Type, Basal Metabolic Rate, Calories Needed per Day, Body Cell Mass, Degree of Obesity), Body Balance Assessment (Left and Right of the Upper Body, Left and Right of the Lower Body), Weight Control Targets (Recommended Weight, Weight Control Value, Muscle Control Value, Fat Control Value), Body Fat Mass / Muscle Mass by Body Parts (Left Arm, Right Arm, Left Leg, Right Leg, Torso) Impedance (By Body Parts and By Frequencies), QR Code
Measurement Current	Approx. 180 μ A \pm 15
Power Consumption	60 VA
Power Supply Voltage	Input: 100-240 VAC, 50/60 Hz, 1.4-0.7 A Output: DC 12 V, 5.0 A, 60 W MAX
Display	7-inch Wide Color LCD
Input Device	Touchpad, Keypad
Transmission Device	5 USB ports, 2 RS-232C ports, Wi-Fi (basic), Bluetooth (optional)
Printing Device	USB port (printer designated by the manufacturer), thermal printer (optional)
Dimensions	Main Unit 641×436×1029 mm (W×D×H \pm 10 mm) Main Unit+Height Meter 795×436×2327 mm (W×D×H \pm 10 mm)
Weight	Approx. 18kg (main unit)
Measurement Range	100 - 950 Ω
Measurement Time	Approx. 30 sec.
Applicable Height	50 - 220 cm
Measurement Height	100 - 210 cm
Measurement Weight	10 - 250 kg
Applicable Age	1- 99 years old
Operating Environment	Temperature 5 - 40°C, relative humidity 15 - 93% (no condensation)
Storage Environment	Temperature -25 - 70°C, relative humidity less than 93% (no condensation)

Optional Equipment	Ultrasonic anthropometer, fully automatic hematomanometer, ankle electrodes, result sheet for Infants, USB memory, thermal printer, and Bluetooth
Printing Logo	Printing the hospital name, address, contact information, and logo available
Touch Screen	Touch screen's sensor location adjustable
Data Storage	Up to 100,000 data units can be stored when using an ID.
Measurement Mode	Scale mode / Body composition mode
Various Result Sheets	Body composition result sheet, Result sheet for Infants (Optional)
Checking Measurement Results	LCD, Internet, ACCUNIQ app, and body composition management program (ACCUNIQ MANAGER)
USB Storage	You can save or retrieve all measurement data.
QR Code	Scan the QR code on the LCD or result sheet, transmit it to the management website, and check the results.
Remote Support	Remote technical support with PC (ACCUNIQ REMOTE SUPPORT)

※ For the purpose of improvement, the specifications and designs of this device and options may be changed without notice.
 ※ This product is a medical diagnostic device. Read "Precautions" and "Usage Methods" carefully before use.



USA Office 4616 W Howard Ln suite 960, Austin, TX 78728, USA
 TEL +1-512-560-2234 | FAX +1-512-837-2011 | EMAIL joe.giglio@selvas.com
Headquarters 20F, 19, Gasan digital 1-ro, Geumcheon-gu, Seoul, Korea
 TEL +82-2-587-4056 | FAX +82-2-588-1937 | EMAIL internationalsales@accuniqu.com

