



# TCP Portal Onboarding Update

Updated: October 19th, 2022

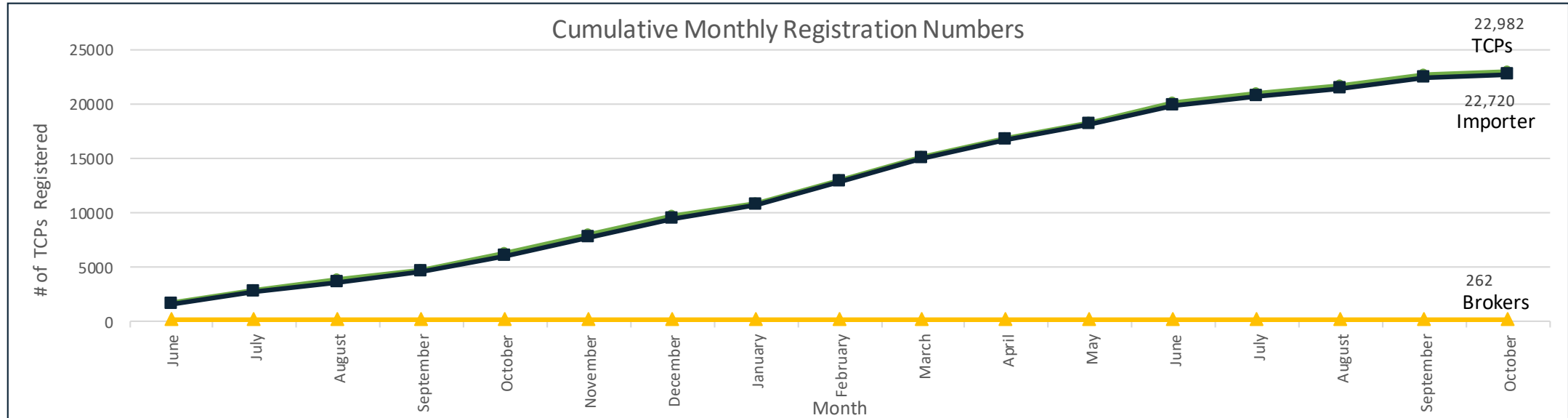
PROTECTION SERVICE INTEGRITY  
 TY PROTECTION SERVICE INT  
 ÉGRITÉ PROTECTION SERVICE  
 INTEGRITY PROTECTION SERVI  
 CE INTÉGRITÉ PROTECTION SE  
 RMICE INT PROTECTION  
 SERVICE INT PROTECTION  
 ON SE PROTECTI  
 ECTION PROT  
 OTECTION RITÉ PR  
 PROTECTION NTEGRITY  
 PROTECTION SERVICE INTÉGRITÉ  
 TÉ PROTECTION SERVICE INT  
 EGRITY PROTECTION SERVICE  
 INTÉGRITÉ PROTECTION SERVI  
 CE INTEGRITY PROTECTION SE



PROTECTION • SERVICE • INTEGRITY



# Trade Chain Partner Portal Onboarding Status



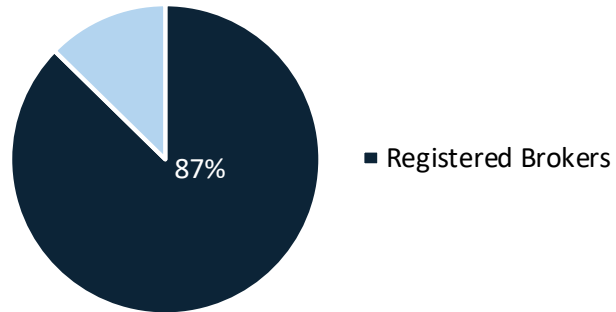
Registration Numbers								
		Last 2 weeks (October 5th to October 18th)	Prior 2 weeks (September 21st to October 4th)	Month over Month				Total
				July	August	September	October	
All TCPs		281	281	745	639	592	341	22,982
Brokers	All Brokers	0	1	1	0	1	0	262
	Top 30 Brokers (value)	N/A	N/A	N/A	N/A	N/A	N/A	30
Importers	All Importers	281	280	744	639	591	341	22,720
	Top 3000 Importers (value)	12	6	16	20	18	13	1658
	Top 3000 Importers (volume)	19	9	22	19	20	21	1679
	CSA Importers	1	0	0	0	0	1	84

Updated October 19th, 2022

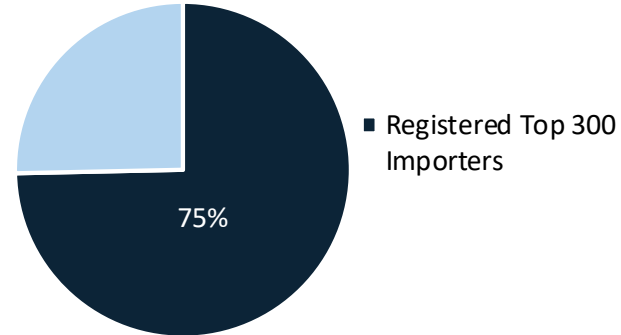


# Trade Chain Partner Portal Onboarding Status

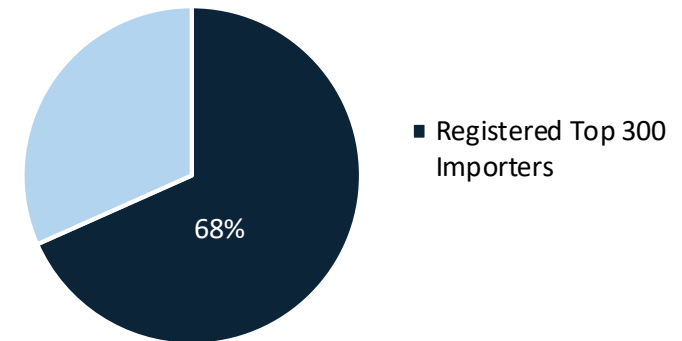
### Total Broker Registration



### Top 300 Importers (by volume)



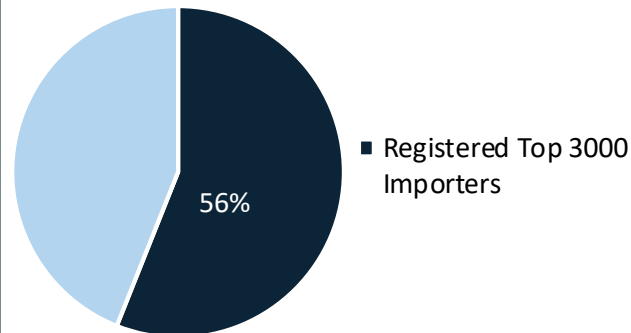
### Top 300 Importers (by value)



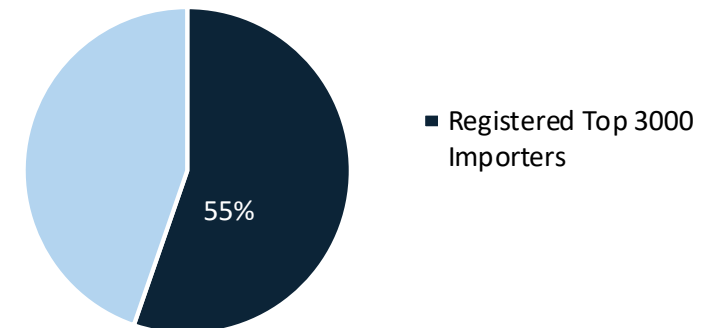
### Highlights

- TCP Working Group members have shared that they are eager for the simplified process with the affinity questions. They will increase efforts to encourage TCPs to register after these updates are made.
- Outreach to Importers via associations and new channels will increase in the Fall, to raise awareness of CARM and encourage registration.

### Top 3000 Importers (by volume)



### Top 3000 Importers (by value)



### Key Notes and Assumptions:

- Top 30 Brokers (by value) make up > 80% of Total Broker Accounts Receivable (A/R) Value. Top 3000 Importers (value) make up > 80% of Total Importer A/R.
- Top 30 Brokers make up > 80% of Total Broker Volume and Top 3000 Importers make up 79% of Total Importer Volume.

Updated October 19th, 2022