

GOING TO PIECES QUILT CO

1st Quarter Newsletter January - March 2026

To all our quilting friends, happy new year! I'm sure you all had a whirlwind holiday week just like I did! Now as I look back on 2025, the year just seemed to fly by. It's crazy how it's the beginning of a month and in the blink of an eye, the month is over.

What I can say is that we sure felt your support this year. We've had to deal with the uncertainty of tariffs wondering if all of you would continue to support us as prices rose along with higher utility bills and increases in every area of running a business. You all were very understanding when we discontinued our stamp cards to help with pricing. For that we say thank you!

We continue to order new lines and have added a new company or designers which is always fun. We continue to hold special events and as promised we've kept all of our special sales events. That will not change in 2026! Our staff is definitely the best part of our shop! They are knowledgeable and always willing to help our customers find just what they want. And if we don't have what you need, we try to direct you to where you can find it.

Customer service is a top priority for our shop! We enjoy sharing stories of children, those wonderful grandkids, weddings and other special occasions. We've given hugs to those that need them and received them when we need them. We are so blessed to have made so many friends through the years. There's nothing like our quilting friends!

And now as we look to 2026, there's so many wonderful events to come. New fabrics, new ideas, and some surprises are ahead in the coming year.

Your Destination Quilt Shop

Over 5000 bolts of traditional to bright fabrics! Over 1000 patterns! More notions every day! Classes! Ideas! 250+ Samples!

Make sure you sign up to receive this newsletter and watch our videos on Facebook or Instagram. We will keep you up to date with all that's happening at the shop.

We sincerely thank you for your support and hope you all have a wonderful 2026! May much happiness, good health and prosperity come your way!

With love for joyous and prosperous (and quilty!) New Year,
Mary, Joanne & Staff

Upcoming Events

- **Anniversary Celebration:** January 12 - 17th
- **Snowman Dash:** February 18 - 21
- **Winter Retreat #1:** February 20 - 22
- **Winter Retreat #2:** March 20 - 22

SHOP HOURS

| | |
|-------------------|-----------|
| Sunday (Oct-Apr) | 12-3:00 |
| Sunday (May-Sept) | Closed |
| Monday | 9:00-5:30 |
| Tuesday | 9:00-5:30 |
| Wednesday | 9:00-5:30 |
| Thursday | 9:00-5:30 |
| Friday | 9:00-5:30 |
| Saturday | 9:00-3:00 |

1017 W Northland Ave, Ste. A
Appleton, WI 54914
920-882-6430

January 12-17, 2026

*You are cordially invited to help celebrate 15 years
as*

Going to Pieces Quilt Company!

And Four Years as The Quilting Connection (Appleton)

At Going to Pieces Quilt Co, we will have a week
of awesome sales, a lot of fun, and door prizes!

Snowman Dash 2026

February 18 - 21

Pick up a stamp card at any of the shops listed to take part in this quick and fun dash! Your stamp card will include addresses, phone numbers and directions of all the shops for your convenience.

Snowman patterns will be available at each shop.

Have your card stamped at each shop visited and simply leave it at the last shop you visit. Your name will then be included in the drawings for gift cards from all five shops!!

Going To Pieces - Appleton
KK Sew 'N Vac - De Pere Only
Primitive Gatherings - Larsen
Quilting Divas - Green Bay
Sew 'N Sew - Appleton

Farm Fresh Sew Along with Lori Holt!



It's a new year, and Lori Holt of *Bee in my Bonnet* has a new sew along! This sweet quilt is made with the *Farmer's Daughter* fabric line.

What do I need to know?

- The first details were released on Monday, January 5, 2026. It's the "Bee Prepared" Blog Post
- First squares in the sew along will be featured January 26!
- We will cut full kits!
- Both the *Farm Girl Vintage* and *Farm Girl Vintage 2* books are required.

You can get all the details at Lori's website/blog:

BeeInMyBonnetCo.blogspot.com

Also, you can subscribe to Lori's YouTube channel, and follow her on Instagram at @beelori1

Do you belong....?

A quilt guild is a group of quilters who gather at a designated time and place, to discuss quilting! We have several guilds in our area. These guilds sponsor quilt shows, invite speakers to their meetings, conduct demonstrations, share information, donate charity items and much more.

Appleton (Darting Needles Quilt Guild)

dartingneedles@gmail.com – PO Box 2684, Appleton 54912

Meetings held at First United Methodist Church, 325 E Franklin St, Appleton (2nd Thurs Jan – Nov at 7:00 pm)

Oshkosh (Lakeside Quilt Guild)

oshkoshquilters.org – miwe@new.rr.com

1306 Michigan St, Oshkosh

Meetings held 3rd Wed of the month at Emmanuel United Church of Christ, 1306 Michigan St, Oshkosh

Green Bay (Evergreen Quilt Guild)

evergreenquiltersguild@gmail.com – PO Box 783, GB 54305

Meetings held 2nd Tuesday of the month at Grace Lutheran Church (basement), 321 S Madison St, Green Bay



You, too, can be a member of the GTP Quilt Squad!

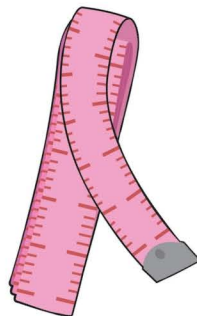
Spend 3 days in our beautiful and large classroom, sewing and laughing, as you begin a new project or finish an old one (or more?) Our retreats are popular and fill fast!

Each night you go home to your own bed and some much needed rest. Each morning you return to keep on sewing! Cost is \$60, and you'll bring a dish to pass and a snack to share.

Fri 9a-9p - Sat: 8a-9p - Sun: 8a-2p

February 20, 21, 22

March 20, 21, 22



E-mail:

Goingtopiecesquiltcompany@yahoo.com

Website:

goingtopiecesquiltco.com



Like and follow us on Facebook and Instagram!

Classes and Clubs

Thank you for following the classes and clubs guidelines and policies!

- Masks are not required, however if you are immunocompromised, you may wish to wear one.
- If you are feeling under the weather, please stay home.

Class Policies

- All classes must be paid for at the time of sign up.
- Should you decide to cancel before the class, you will receive an in-store credit. If the class is canceled due to low attendance, you will receive your choice of either an in-store credit or full refund.
- We try to never cancel a class but sometimes this is beyond our control.

Thank you for your understanding!

Congratulations!

Fall Frenzy Door Prize Winners

| | |
|-------------------|------|
| Mary Kavanaugh | \$35 |
| Laura Nobbe | \$25 |
| Anita Hughes | \$25 |
| Bonnie Kasprzycki | \$20 |
| Cathy D Gauerke | \$20 |

Holiday Open House Door Prize Winners

| | |
|----------------|------|
| Janet McCann | \$50 |
| Deb Simonson | \$50 |
| Barb Hollander | \$35 |
| Jennifer Hass | \$35 |
| Lora Newhouse | \$25 |

Stay tuned for events and more door prize opportunities during our Anniversary Celebration and the Snowman Dash!

Red Bag Saturday

On the third Saturday of each month, it's "Red Bag Saturday" at our shop. On these Saturdays, surprise discounts will be announced. If you have a GOING TO PIECES REUSABLE RED OR CANVAS BAG you are eligible for the discount!

Get yours today! \$3.95

**SHOUTOUT TO
EVERYONE
WHO CAN'T KEEP UP
WITH THE
LAUNDRY OR THE
DISHES
BUT DECIDED IT WAS
A GREAT IDEA
TO START QUILTING.**

Classes and Clubs

Textured Landscape "Painting" with Fabric

INSTRUCTOR: *KATHY KEENE*

Kathy's classes are always a hit! You'll learn the techniques she uses to create these beautiful "paintings"! This winter she brings another beautiful winter scene to the classroom!



A Winter Barn

Saturday & Sunday, February 14 & 15 9:00 – 4:00 pm

Join Kathy Keene and learn the ins and outs of beautiful landscape “painting” using a variety of fabrics and no sewing. Your finished product will look like a watercolor painting! This class will feature the peaceful barn scene shown on the right. Her sample will be at the shop for you to view in person.

Class is \$125 (kit is provided)

Classes and Clubs

Technique Class

Ruler Techniques: Quick Curve Ruler

Wednesday, January 21, 5-8 pm

Instructor: Dianne

This is a technique class for creating the Tulip Festival block using the Quick Curve ruler. You will make one block in class, but you can also purchase our kit for \$69.95 (while still available) to make a 6-block 41.5" x 58" quilt. You will need the Sew Kind of Wonderful Contemporary Curved Quilts pattern book (which is included in the kit) and the Quick Curve ruler for this class.

Class: \$25



Technique Class

An Evening for Paper Piecing

Wednesday, January 28, 5-8:30 pm

Instructor: Joanne

A special time reserved for you to bring your forgotten paper piecing projects to life again! Joanne will be available to help you get started again and bring that project back on track! Bring your project and all tools necessary to help you on your way!

Class: \$20

Classes and Clubs

Bag Class

A Place for Everything: a ByAnnie.com pattern

Wednesday, January 28: 3 - 5p (mandatory intro class)
 Saturday, February 28 and Sunday March 1: 9 - 4:30p
 Instructor: Sue

This two day class (with a short, mandatory introductory class) will have you creating your own ByAnnie.com "A Place For Everything" bag! In this class you will learn techniques used in many of the ByAnnie patterns, while creating your own bag! These bags are perfect to contain all your sewing tools for retreats, keeping your hand applique tools and projects organized, or whatever projects you wish to keep organized!

There is a mandatory 2-hour pre-session. In this session you'll learn how to read a ByAnnie pattern and talk through what you will need to prepare for the 2-day class.

Class: \$100



Technique Class

Embellish a Flannel Shirt!

Thursday, February 5 5:30 - 7:30 pm
 Instructor: Heidi


Grab your favorite T-shirt and a flannel to create a truly one-of-a-kind piece! Choose any theme you like -- sports, rock bands, vacations, or anything else your imagination comes up with.

Join Heidi as she teaches you how to create fabulous, one-of-a-kind, wearable art!

Class: \$10



Life Hack:
 Allow yourself
 8-12 hours of
 Quilting each
 morning to
 prepare for
 your day.



Classes and Clubs

Technique Class

Beginning Quilting: Yellow Brick Road

FOUR Wednesday evenings from 5 - 7:30pm

February 4, 11, 18, and 25

Instructor: Mary

Grab a handful of fat quarters and you're on the road to a fun quilt! Each and every "Yellow Brick Road" quilt looks like a different pattern was used. It's amazing!

Don't know what a fat quarter is? Haven't learned the correct way of squaring, measuring, cutting, piecing, and pressing your fabric? Learn these techniques and more from Mary in this beginner class!

This is one of our most popular classes and it fills up fast. Please call or stop in early to secure a spot!

Class: \$60.00



Technique Class

Wool Hand Applique

TWO Thursdays: March 19, 26: 5 - 7:30 pm

Instructor: Kim

Wool hand applique is a fun craft that you can take anywhere! Kim is leading the class using "April Showers" or "Hello Spring" pattern/kit. Both are beautiful pieces to learn hand applique with wool, and a finished project to brighten up your spring! Join Kim for this two-evening class and she will teach you several different stitches needed to complete this project.

Project finishes as ~9.5" round (April Showers) or 9" round (Hello Spring).

April Showers kit: \$25.50

Hello Spring kit: \$30.25

(kits available while supplies last)

Class: \$25.00



Classes and Clubs

Quiltsmart System

Mondo Bag

TWO Wednesdays: March 4 & 11

5 - 8:30 p


Instructor: Joanne

These bags are really fun to make. You can choose the size you want and the fabric you love. Join Joanne and learn how the Quiltsmart system of piecing makes a perfect bag, every single time!

The intersections match up perfectly. You will want to make several as these bags make excellent gifts.

NOTE: There is homework prior to class.

Class: \$40.00 Pattern & Kit must be purchased



Technique Class

Aether Quilt, using the Whisperlight Tracer Foundation

Wednesday, March 18: 5:30 - 7:30p

Instructor: Mary

Join Mary as she teaches how to make this beautiful quilt, a combination of piecing and applique, using the Whisperlight Tracer Foundation, and alternative to paper piecing!

This quilt is made with 36 Kaffe Fasset fabrics and 12 ombre fabrics to create this beautiful effect.

Class will meet on March 18th, then pick a second, future date to meet again.

Class: \$30



Classes and Clubs

Technique Class

Swirling Star Table Topper using the 60 degree diamond ruler!

TWO Wednesdays: March 25 and April 1st

5 - 8pm

Instructor: Joanne

Join Joanne to make this gorgeous table topper by Krista Moser. You will learn how to use the 60 degree diamond ruler, which will progress to making a quilt (future class) using this ruler! Choose colors of your choice or a kit we will have available. Supply list will be provided at class registration!

Class: \$35 (kits sold separately)



UFO Club

Tackle that quilting bucket list! This club meets the first Tues of the month. A \$5 membership fee gets you started.

Each month, members hand in a list of projects they hope to accomplish. Completed projects are brought in the next month for show and tell. If you didn't finish, you pay \$5 per unfinished project to the kitty. All money in the kitty will be turned into gift cards to be given to winners drawn at the Oct meeting. JOIN US!!

Jan 6 - Feb 3 - Mar 3

Open Sew Tuesday

9:00 until 4:30 pm, every other Tuesday

We will host OPEN SEW TUESDAYS for those that need to get projects done, those that have other projects, and those who just like to sew and meet new friends.

NOTE: PLEASE CHECK CALENDAR FOR VERIFICATION because we have taken some days for classes.

January 6, 20
February 3, 17
March 3, 17

Thimble Thursday

Grab your hand projects ... then head on over for a day of sewing, friendship and LOTS of laughs! You never know what tips you are going to pick up and what projects you just may complete.



This is a popular event with embroidery and handwork groups, so come see what all the excitement is about! The ladies are at the shop from noon until 4:00 every Thursday.

Open Sew Every Wednesday & Friday

9:00 until 4:30 pm

We host OPEN SEW DAYS for those who just like to sew and meet new friends or complete a project or two.

NOTE: PLEASE CHECK CALENDAR FOR VERIFICATION because we may have taken some days for classes, events or retreats.

New Fabric for America's 250th Celebration



American Gatherings III by Primitive Gatherings




Independence Day by Sweetwater



We hold these truths to be self evident:

that all men are created equal; that they are endowed by their
Creator with certain unalienable rights; that among these are
life, liberty and the pursuit of happiness.

-- Thomas Jefferson



America 250 Years by Deb Strain

January 2026

| | | | | | | |
|----------------------------|--|--|---|----------------------------------|--------------------------|--|
| | | | | 1 <i>Thimble Thursday</i> | 2 <i>Open Sew</i> | 3 |
| 4 <i>OPEN</i> 12-3p | 5 <i>Open Sew</i> | 6 <i>Open Sew</i> <i>UFO Club</i> 10a - 11a | 7 <i>Open Sew</i> | 8 <i>Thimble Thursday</i> | 9 <i>Open Sew</i> | 10 |
| 11 <i>OPEN</i> 12-3p | 12 <i>NO Open Sew</i> | 13 | 14 <i>NO Open Sew</i> | 15 <i>NO Thimble Thursday</i> | 16 <i>NO Open Sew</i> | 17 <i>NO RED BAG SATURDAY (due to Anniversary sale)</i> |
| Anniversary Sale | | | | | | |
| 18 <i>OPEN</i> 12-3p | 19 <i>Open Sew</i>  | 20 <i>Open Sew</i> | 21 <i>Open Sew</i> ~ Tulip Festival Class 5p - 8p | 22 <i>Thimble Thursday</i> | 23 <i>Open Sew</i> | 24 |
| 25 <i>OPEN</i> 12-3p | 26 <i>Open Sew</i> | 27 | 28 <i>Open Sew</i> ~ A Place for Everything Prep 3p - 5p ~ Open Class, Paper Piecing (any project) 5 - 8:30p | 29 <i>Thimble Thursday</i> | 30 | 31 |





February 2026

| | | | | | | |
|--|---|--|---|--|-------------------|--|
| 1 OPEN 12 - 3 | 2 Open Sew  | 3 Open Sew ~ UFO Club 10 - 11:00 am | 4 Open Sew ~ Beginning Quilting (1/4) 5p - 7:30p | 5 Thimble Thursday ~ Embellish a Flannel Shirt 5:30p - 7:30p | 6 Open Sew | 7 |
| 8 OPEN 12 - 3 | 9 Open Sew | 10 | 11 Open Sew ~ Beginning Quilting (2/4) 5p - 7:30 | 12 Thimble Thursday | 13 Open Sew | 14 ~ Painting with Fabric: "A Winter Barn" with Kathy Keene (1/2) 9 - 4p  |
| 15 OPEN 12 - 3p ~ Painting with Fabric: "A Winter Barn" with Kathy Keene (2/2) 9 - 4p | 16 Open Sew  | 17 Open Sew | 18 Open Sew ~ Beginning Quilting (3/4) 5p - 7:30p | 19 Thimble Thursday | 20 NO Open Sew | 21 RED BAG SATURDAY Quilt Retreat #1 |
| Snowman Dash | | | | | | |
| 22 OPEN Quilt Retreat #1 | 23 Open Sew | 24 | 25 Open Sew ~ Beginning Quilting (4/4) 5p - 7:30p | 26 Thimble Thursday | 27 Open Sew | 28 ~ A Place For Everything 9 - 4:30p (1/2) |
| | | | | | | |



March 2026



| | | | | | | |
|--|-----------------------|--|---|--|--------------------------|-----------------------------------|
| 1 <i>OPEN</i> 12 - 3p ~A Place For Everything 9 - 4:30p (2/2) | 2 <i>Open Sew</i> | 3 <i>Open Sew</i> <i>UFO Club</i> 10a - 11a | 4 <i>Open Sew</i> ~ Mondo Bag (1/2) 5 - 8:30p | 5 <i>Thimble Thursday</i> | 6 <i>Open Sew</i> | 7 |
| 8 <i>OPEN</i> 12 - 3p | 9 <i>Open Sew</i> | 10 | 11 <i>Open Sew</i> ~ Mondo Bag (2/2) 5 - 8:30p | 12 <i>Thimble Thursday</i> | 13 <i>Open Sew</i> | 14 |
| 15 <i>OPEN</i> | 16 <i>Open Sew</i> | 17 <i>Open Sew</i>  | 18 <i>Open Sew</i> ~Aether Quilt Class 5:30 - 7:30p | 19 <i>Thimble Thursday</i> ~ Wool Hand Applique Class 5p - 7:30p (1/2) | 20 <i>NO Open Sew</i> | 21 <i>RED BAG SATURDAY</i> |
| 22 <i>OPEN</i> <i>Quilt Retreat #2</i> | 23 <i>Open Sew</i> | 24 | 25 <i>Open Sew</i> ~Swirling Table Topper Part 1 5 - 8p | 26 <i>Thimble Thursday</i> ~ Wool Hand Applique Class 5p - 7:30p (2/2) | 27 <i>Open Sew</i> | 28 |
| 29 <i>OPEN</i> | 30 <i>Open Sew</i> | 31 | 1 (April) ~Swirling Table Topper Part 2 5 - 8p |  | | |

Quilt Retreat #2