



Going to Pieces Quilt Co

Quarter 4

October - December 2024



Quilters never grow old, they just go to pieces!

You are invited to our

Christmas
open house

November 16th

Door Prizes. Refreshments. & Lots of Fun!!



The beauty of the coming season lies not just in the date, but in the feeling it gives. We wish you a healthy, peaceful season . . . filled with warm feelings of love, gratitude, and family.

Mary

Joanne

Kim

Sue

Linda

Lisa

Heidi

Barb

Marsha

Sandy



YOUR INSPIRATION DESTINATION QUILT SHOP

Over 5000 bolts
of traditional
to bright fabrics!
Over 1000 patterns!
More notions every day!
Classes!
Ideas!
250+ Samples!

SHOP HOURS

Sunday (Oct-Apr)	12-3:00
Sunday (May-Sept)	Closed
Monday	9:00-5:30
Tuesday	9:00-5:30
Wednesday	9:00-5:30
Thursday	9:00-5:30
Friday	9:00-5:30
Saturday	9:00-3:00

*1017 W Northland Ave, Suite A
Appleton, WI 54914
920-882-6430*

E-mail:

Goingtopiecesquiltcompany
@yahoo.com

Website:

goingtopiecesquiltco.com

FACEBOOK:

Like & follow us on Facebook!

Instagram:

Like & follow us on Instagram!

October 16 – 19, 2024

Going to Pieces Quilt Co - Appleton

KK Sew & Vac - De Pere location

Primitive Gatherings - Larsen

Quilting Divas - Green Bay

Sew 'n Sew - Appleton

Fall frenzy

**Pick up a stamp card from one of the shops listed above.
Directions and shop hours are included.**

**Visit all FIVE shops and be entered into a drawing for one of the following:
(Get your card stamped at each shop & hand in at the last shop visited)**

GRAND PRIZE of \$125 (\$25 gift card from each shop)

FIVE \$50 gift cards

FIVE \$25 gift cards

AND...A free pattern will be given from each of these participating shops:

Have fun and GOOD LUCK TO ALL!!

Quilt Retreats – Fall 2024

You, too, can become a member of our
GTP QUILT SQUAD!

October 25, 26, 27
November 22, 23, 24

Spend three days in our beautiful classroom, sewing and laughing, as you begin a new project or finish an old one (or more!). Our retreats have been popular and fill up fast!

Each night you go home to your own bed and some much needed rest. And each morning you return to keep on sewing with no interruptions!

\$60 and a dish to pass and snack to share.
Fri 9-9:00 - Sat 8-9:00 - Sun 8-2:00



Legend has it that this man parked his car in the shade while his wife was in the quilt shop.



St Nick's Day Sale
Friday, December 6th

Do You Belong to a Quilt Guild?

A quilt guild is a group of quilters who gather, at a designated time and place, to discuss quilting. We have several in our area. These guilds sponsor *Quilt Shows*, invite speakers to their meetings, have demonstrations, share lots of information, donate charity items, and the list goes on. Check one out!

Appleton (Darting Needles Quilt Guild)

dartingneedles@gmail.com – PO Box 2684, Appleton 54912
Meetings held at First United Methodist Church, 325 E Franklin St, Appleton (2nd Thurs Jan – Nov at 7:00 pm)

Oshkosh (Lakeside Quilt Guild)

oshkoshquilters.org – miwe@new.rr.com
1306 Michigan St, Oshkosh
Meetings held 3rd Wed of the month at Emmanuel United Church of Christ, 1306 Michigan St, Oshkosh

Green Bay (Evergreen Quilt Guild)

evergreenquiltersguild@gmail.com – PO Box 783, GB 54305
Meetings held 2nd Tuesday of the month at Grace Lutheran Church (basement), 321 S Madison St, Green Bay

Textured Landscape "Painting" with Fabric

by Kathy Keene




Textured Landscape "Painting" with Fabric

A Beautiful Fall Scene

Saturday, October 5 9:00 – 4:00 pm

Join Kathy Keene and learn how to create a beautiful landscape "painting" using a variety of fabrics. No sewing is involved. Your finished product will look like a watercolor painting! This class will feature a gorgeous fall scene. Kathy's beautiful sample will be at the shop in September. **SAVE THE DATE** and see what you, too, can create! Class size is limited to 10.
(kit is provided) **Class is \$105**



Textured Landscape "Painting" with Fabric

"Winter Barn"

Saturday, December 7 9:00 – 4:00 pm

Sunday, December 8 9:00 – 4:00 pm

Join Kathy Keene and learn the ins and outs of beautiful landscape "painting" using a variety of fabrics and no sewing. Your finished product will look like a watercolor painting! This class will feature the peaceful barn scene shown on the left. Her sample will be at the shop in the fall for you to view. **SAVE THE DATES** and see what you can create!

Class size is limited to 10.

**Class is \$125
(kit is provided)**

Classes

Yellow Brick Road Class

NOTE: This class began in September and is full. It's a wonderful class, especially for beginners or those of you who would like a refresher. Watch for the next class in our 2025 Quarter 1 newsletter, and make sure to sign up early!!

Grab a handful of fat quarters and you're on the road to a fun quilt! Each and every "Yellow Brick Road" quilt looks like a different pattern was used. It's amazing!

Don't know what a fat quarter is? Haven't learned the correct way of squaring, measuring, cutting, piecing, and pressing your fabric? Learn these techniques and more from Mary in this beginner class!

This is one of our most popular classes and it fills up fast. Please call or stop in early to secure a spot!

Class: \$60.00



Beginning Free Motion Quilting Class

Monday, November 4 3:00 – 7:00 pm

Free Motion Quilting! This is a skill that takes lots of practice but it finishes your quilt and holds it all together. Aside from the practical side, it can also enhance your beautiful quilt, table runner, etc.


Join Joanne and learn free motion quilting techniques. In class you will be given a practice panel (on right) with batting and backing.

This skill is a must for all quilters!
Supply list given upon sign up.

Class: \$45



Santa told me you've been very good this year. I told him it was just a lack of opportunity!



Classes

A Place for Everything

Tuesday, October 8 3:00 – 5:00 pm

(This is an instructional day to teach you the pre-work needed for the 2 day class)

**Tuesday November 5 &
Wednesday November 6
9:00 – 5:00 both days
(This is a 2 day class)**

This spacious organizer stores and carries tools and supplies, providing visibility and easy access to all. The bag features handles and an adjustable/detachable carrying strap along with two removable pocket pages with mesh or vinyl pockets in a variety of styles.

Abundant pockets in a variety of styles are the key to ensuring that there is a place for everything... and that everything is in its place!

The case measures about 10"H x 14"W x 5½"D when closed. Inside are two removable pages, each measuring 13"H x 20"W.

Join Sue to make a bag you will love forever! Check out Mary's sample on the right and in the shop.

Class: \$100
(18 hours of instruction)



New & improved!

A Place for Everything 2.0



Two removable pages with vinyl or mesh pockets on all sides

- Bag features exterior and interior pockets
- Carry easily with attached handles or adjustable, detachable strap

Includes coupon for **\$5 Add-On Video Tutorial**

Organize, store, and carry it all!

by **annie.com**
... what's in your bag?




Classes

Beginning Fusible Machine Applique

Monday, October 21 4-7:00 pm

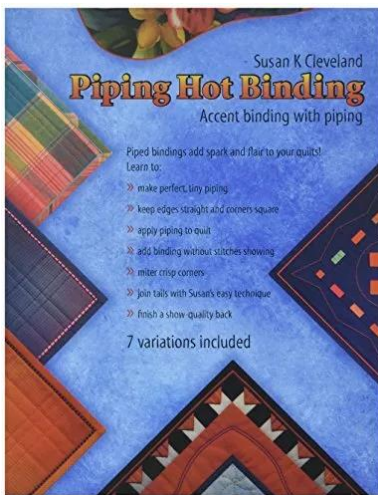
It's "Fun in the Snow Time!"..... well almost!!

Joanne will be teaching a beginning fusible machine applique class featuring this adorable snowman!

Join her and make this cute towel, just in time to adorn your kitchen or bath. Also makes a great gift for friends and family.

Kit will be provided.

Class: \$30.00



Piping Hot Binding Tool

Wednesday, December 11 4-7:00 pm

Piped binding adds flair to your quilts! The "Piping Hot Binding Tool" makes perfect, tiny piping. Learn to keep edges straight and corners square, apply piping to quilt, add binding without stitches showing, miter crisp corners, join tails with an easy technique, and finish show quality work!

Join Joanne and learn to sew the perfect piping! You will make a small sample in class.

Class: \$15.00

Marsha's October/November Bag Class!

ULTIMATE Travel Bag 2.0

2 Saturdays – October 19 & November 2 9:30 – 2:30

Whether you're traversing across the globe or looking for a bag to carry your sewing machine to class, *Ultimate Travel Bag 2.0* is the perfect bag for you. Sew it in fun, adventurous fabrics to stand out in the crowd. Or you could sew it in beautiful solids and neutrals that match your luggage or personal sense of style.

Plenty of pockets provide organization. A detachable, adjustable padded carrying strap and sturdy handles give versatility in carrying options. A trolley sleeve on the back makes maneuvering around the airport or hotel easy.

Marsha has chosen a winner, again! Make sure to check out her beautiful samples in the shop. She has all the tricks and tips to help you create your own prize!

Class: \$45



Classes




Wool Hand Applique Class

Thurs, October 17 & 24 5-8:00 pm

In this 2 evening class, you will learn how to hand applique on wool with Kim. You will be making this beautiful 7.75 x 10" mat called "Fall Fling" by Granny's Legacy, just in time for your Fall décor! Kim will teach you several different stitches as you complete this wonderful piece. Hand Applique is a great craft to learn. It's portable! Take it on a road trip, to the lake, watching TV, as you keep your hands busy!

Kit is \$29.00

Class: \$30.00 (6 hours of instruction)



All Things Binding

Wednesday, November 13 4-8:00 pm

Learn 2 techniques for binding your quilt or wall hanging. The traditional method will be taught using "The Binding Tool". A quick lesson on hand stitching this binding down will also be demonstrated.

Then we will use this traditional method, make a few changes, and our binding will have a flange with no hand sewing required. Join Sue and start finishing those quilted pieces.

Class: \$25

(kits will be provided)

T-Shirt Quilt Class

Sunday, November 3 – Noon-3:00 pm

Saturday, November 9 – 9:30-2:30 pm

It's time to clean out the drawers and closets! Find all the t-shirts that you or a family member cannot part with but will never wear again and turn them into a T-Shirt Quilt! We will be doing a block quilt. This fun class, taught by Li, will teach you the basics of making a t-shirt quilt. And just in time for a holiday gift!

PLEASE DO NOT CUT T-SHIRTS BEFORE CLASS.

For the first class, leave your sewing machine at home. Bring your t-shirts, cutting tools, and interfacing. (Not sure what interfacing you should use? Stop in at the shop and one of the gals can help you. You can also take care of this the night of class.) You will be going home from the first class with homework.

For the second class, we will watch the magic happen. You will arrange your squares and sew your top together. You'll now be ready for backing and quilting!!

Class: \$40.00

Below is a t-shirt quilt that Lisa made!



***Gather up those memories
and stitch them together
with LOVE!***

Fast & Fun Projects With Lisa

Make a personal sewn gift that does not take a lot of time but hits a home run gift wise! Need a gift for a teacher, neighbor, shower or friend? I call these my instant gratification gifts! Lisa

Less than a three hour project and you'll look so good!

TV Tray Ironing Board Cover – Sunday, October 13 – Noon- 3:00 pm

(Class \$15.00)

Convert your TV tray into a portable Ironing table with this fun cover. Perfect for retreats or cramped sewing spaces. Also a great gift for your sewing friends.

Self Binding Baby Blanket – Sunday, October 20 – noon-3:00 pm

(Class \$15.00)

This is perfect for the little one that needs a light weight blanket, shower gift, car seat cover or for the nursing mother that wants a little coverage. Burp towel pattern included.

Christmas Stocking – Monday, October 28 – 5-8:00 pm

(Class \$15.00)

Using our **Going to Pieces** great selection of Christmas fabric, make stockings for your entire family! You will make a stocking with no seams showing. Perfect for a wedding shower gift for newlyweds or the new arrival to make this holiday special.

Pillow Case – Monday, November 11 – 5-8:00 pm

(Class \$15.00)

This no seam showing pillow case is a perfect gift for that someone special. When they put their head on the pillow, you know they'll be thinking of you. Perfect gift for a slumber party gift or holiday bedding dress up. Perfect way to say I love you.

Let's Make Bowl Cozies – Sunday, November 17 – noon-3:00 pm

(Class \$15.00)

I love these for my soups and ice cream bowls. Going to a friends home for an evening? Make a bowl, put a glass bowl in with a soup or dip mix, and put in a clear bag with a bow! You now have the perfect guest gift.

Key Chains – Monday, October 7 – 5-8:00 pm

(Class \$10.00)

Are you always looking for the boat or cabin keys. Do you carry a lot of things into work and wondering where to put your keys? This wrist band key chain can be personalized with your favorite fabric!



Classes

Project Bag 2.0

Monday, October 14 4-7:00 pm

Great for organizing everything you need
for each of your projects!



These handy zippered bags have sturdy quilted bases and vinyl windows for visibility of contents. A handle at the top may be used for carrying or hanging.

The medium, large, and jumbo bags also have colorful borders at the bottom. These borders may be pieced or may feature a single fabric.

Hold and organize everything from sewing supplies to puzzles, games and more in these sturdy bags.

Pattern includes instructions for bags in four sizes. You will make the large size (13.5 x 13.5) in class. Joanne will show you how!!

Class: \$15.00



The Little Ghost Who was a Quilt

Ghosts are supposed to be sheets, light as air and able to whirl and twirl and float and soar. But the little ghost who is a quilt can't whirl or twirl at all, and when he flies, he gets very hot.

He doesn't know why he's a quilt. His parents are both sheets, and so are all of his friends. (His great-grandmother was a lace curtain, but that doesn't really help cheer him up.) He feels sad and left out when his friends are zooming around and he can't keep up.

But one Halloween, everything changes. The little ghost who was a quilt has an experience that no other ghost could have, an experience that only happens because he's a quilt . . . and he realizes that it's **OK** to be different.



The Little Ghost Who was a Quilt

Thursday, October 17 9:30-12:30

This is the PERFECT class for parents and/or grandparents who have young children. And there's a great message in this project for all of us!

An easy gift idea for young and old, Joanne will lead you through your journey making a fun quilt in a fun class. NOTE: The book "The Little Ghost Who was a Ghost" is available in our shop!

Kits Available!

Class: \$15.00

Classes


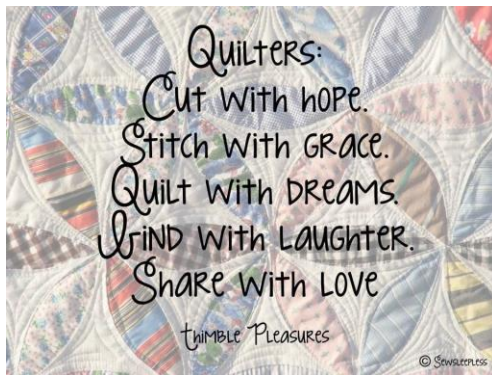
Double Wedding Ring

Tuesday, October 15 – 10-4:00 pm

Learn how to make a double wedding ring lap quilt using Quiltsmart's fusible interfacing. Heidi will show you how! Double Wedding Ring quilts are showstoppers!!

Choose your own fabrics or purchase a kit.....FYI there are just 6 kits available. Get yours today when you sign up for this class.

Class: \$30.00



Fast & Fun Projects With Heidi!

10 Minute Table Runner

Thurs, October 24 – 5:30-7:30 pm (Class \$15.00)

OK, maybe not 10 minutes, but really fast!! All you need is two coordinating fabrics and two buttons. I used Badger fabric for tailgate parties!

Rope Bowls

Thursday, October 10 – 5:30-7:30 pm (Class \$15.00)

This fun craft is addicting! Learn the basic bowl and a few extra ideas. Make any size! Use any fabric! Do I hear "Stash Buster"? Your only limit is the amount of rope you have.

Silicon Trivet

Thursday, December 5 – 5:30-7:30 (Class \$15.00)


These make GREAT gifts. Make one for each season to match your kitchen or a friend(s).

There are samples of these projects located in our shop!

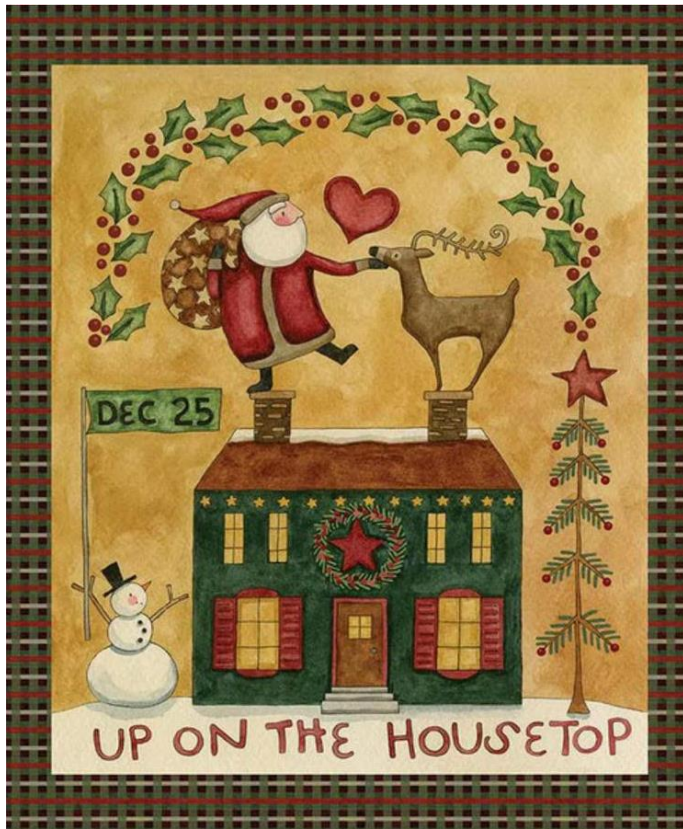




*New
Fabrics!*




A Few New Things...



Up on the Housetop (boxed kit) RILEY BLAKE



Christmas is in Town (boxed kit) RILEY BLAKE



Pumpkin Trio (boxed kit) RILEY BLAKE

108" WIDE FABRIC

Have you checked out our ever growing collection of 108" wide fabric? It's perfect for a backing for your quilt. No piecing!!

NEW

108" wide Farmhouse Flannel
108" wide batik fabric

UFO CLUB

Tackle that quilting bucket list! This club meets the first Tues of the month. A \$5 membership fee gets you started.

Each month, members hand in a list of projects they hope to accomplish. Completed projects are brought in the next month for show and tell. If you didn't finish, you pay \$5 per unfinished project to the kitty. All money in the kitty will be turned into gift cards to be given to winners drawn at the Oct meeting. JOIN US!!

Oct 1 - Nov 5 - Dec 3

OPEN SEW TUESDAY

9:00 until 4:30 pm

We will host OPEN SEW TUESDAYS for those that need to get projects done, those that have other projects, and those who just like to sew and meet new friends.

**October 15
November 5, 19
December 3, 17**

OPEN SEW WED & FRI

9:00 until 4:30 pm

We host OPEN SEW DAYS for those who just like to sew and meet new friends or complete a project or two.

NOTE: PLEASE CHECK CALENDAR FOR VERIFICATION because we have taken some days for classes.

THIMBLE THURSDAY

Grab your hand projects ... then head on over for a day of sewing, friendship and LOTS of laughs! You never know what tips you are going to pick up and what projects you just may complete.



This is a popular event with embroidery and handwork groups, so come see what all the excitement is about! The ladies are at the shop from noon until 4:00 every Thursday.

*Thank you
for following
Club and
Class rules:*



~ Masks are not required; however, if you are autoimmune compromised, you may want to wear a mask.
~ If you are feeling under the weather, please stay home.

SR QUILTERS (60+ yrs)

WHAT'S GREAT ABOUT BEING OVER 60??

First Monday of the month – Receive double punches for your purchase of regularly priced merchandise!!

RED BAG SATURDAY

On the third Saturday of each month, it's "Red Bag Saturday" at our shop. On these Saturdays, surprise discounts will be announced. If you have a GOING TO PIECES REUSABLE RED BAG you are eligible for the discount!
Get yours today! \$3.95

CLASS POLICIES:

All classes must be paid for at the time of sign up.

Should you decide to cancel before the class, you will receive an in-store credit. If the class is cancelled due to low attendance, you will receive your choice of either an in-store credit or full refund.

We try to never cancel a class but sometimes this is beyond our control.
Thank you for your understanding!

Great Portable, Reliable Sewing Machine!

Baby Lock Jubilant

Want a machine that's a jack-of-all trades yet small enough to take on the road, to a class or even to a friend's house? Then it's time to celebrate, because you found it. The **BABY LOCK JUBILANT** sewing machine is ideal for a variety of sewing projects like quilt piecing, smaller home décor and even basic garments. It's a machine that gives you plenty of genuine opportunities to let your creativity shine and be jubilant!

Top features include:

*80 built-in stitches * Automatic needle threader *
LCS screen * Quick-set, drop in bobbin * Free-arm
sewing * Drop feed for free motion techniques*

\$599.99

*(Can be serviced at KK Sew & Vac, located
in Darboy and DePere)*



Peggy Bell – GRAND PRIZE

Donna Kirk - \$50 Going to Pieces

Peggy Beuthin - \$25 Gong to Pieces

Kristine Philippe - \$50 Quilting Divas

Sally Rooks - \$25 Quilting Divas

Karen Starnes - \$50 Primitive Gatherings

Christine Peterson - \$25 Primitive Gatherings

Cathy Tobisch - \$50 Sew 'n Sew

Kathy O'Neil - \$25 Sew 'n Sew

Jill Leisgang - \$50 My Fav Quilt Shop

Margie Burkel - \$25 My Fav Quilt Shop

CUSTOMER APPRECIATION DAY

GRAND PRIZE WINNERS: Winners!
Deb Sauraua Laurastar Steam Iron
Sue Lemery \$500 gift certificate at GTP
Kim Schmidt Baby Lock Jubilant

GIFT CARDS

Cheri Sweeney	\$50
Cheryl Juedes	\$35
Pat Nowak	\$35
Joanne Lantz	\$25
Cheryl Gherra	\$25
Marilyn Knuth	\$25





October 2024

Sunday	Monday	Tuesday	Wednesday	Thursday	Friday	Saturday
		1 Open Sew ~UFO Club 10-11:00 am	2 Open Sew ~Beginning Quilting Class 5-8 (2 of 4)	3 Thimble Thurs	4 Open Sew	5 "Paint" with Fabric class 9-4
6 OPEN	7 Open Sew 9-4 ~Sr Quilter's Day ~Key Chains Class 5-8	8 ~A Place for Everything Prep Class 3-5	9 Open Sew ~Beginning Quilting Class 5-8 (2 of 4)	10 Thimble Thurs ~Rope Bowls 5:30-7:30	11 Open Sew	12
13 OPEN ~TV Tray Ironing Board Cover Class 12-3	14 Open Sew 9-3 ~Proj Bag 2.0 4-7:00 pm	15 NO Open Sew ~Double Wedding Ring Class 10-4:00	16 Open Sew ~Beginning Quilting Class 5-8 (2 of 4)	17 Thimble Thurs ~Wool Applique 5-8 ~Little Ghost Class 9:30-12:30	18 Open Sew	19 RED BAG SATURDAY ~Ultimate Travel Bag 9:30-2:30
FALL FRENZY 2024						
20 OPEN ~Self Binding Baby Blanket 12-3	21 NO Open Sew ~Beginning Fusible Machine Applique 4-7	22	23 Open Sew	24 Thimble Thurs ~Wool Applique 5-8 ~10 Minute Runner 5:30-7:30	25 NO Open Sew	26
					Quilt Retreat	
27 OPEN Retreat	28 Open Sew ~Christmas Stocking Class 5-8	29	30 Open Sew	31 Thimble Thurs		



Going to Pieces Quilt Co – 1017 W Northland Ave, Appleton, WI – (920) 882-6430



November 2024

Sunday	Monday	Tuesday	Wednesday	Thursday	Friday	Saturday
					1 Open Sew	2 ~Ultimate Travel Bag 9:30-2:30
3 OPEN ~T-Shirt Class noon-3	4 Open Sew 9-2 ~Sr Quilter's Day ~Beginning Free Motion Quilt Class 3-7	5 NO Open Sew ~UFO Club 10-11:00 am ~A Place for Everything 9-5	6 NO Open Sew ~A Place for Everything 9-5	7 Thimble Thurs	8 Open Sew	9 ~T-Shirt Class 9:30-2:30
10 OPEN	11 Open Sew ~Pillow Case 5-8	12	13 Open Sew 9-3 ~All Things Binding 4-8	14 Thimble Thurs	15 Open Sew	16 RED BAG Day 
17 OPEN ~Bowl Cozies 12-3	18 Open Sew	19 Open Sew	20 Open Sew	21 Thimble Thurs	22 NO Open Sew	23
Quilt Retreat						
24 OPEN Retreat	25 Open Sew	26	27 Open Sew	28 CLOSED 	29 Open Sew	30

December 2024



Sunday	Monday	Tuesday	Wednesday	Thursday	Friday	Saturday
1 OPEN	2 Open Sew ~Sr Quilter's Day	3 Open Sew ~UFO Club 10-11:00 am	4 Open Sew	5 Thimble Thurs ~Silicon Trivet 5:30-7:30	6 Open Sew St Nick's Day Sale 	7 "Paint" with Fabric class 9-4
8 OPEN "Paint" with Fabric class 9-4	9 Open Sew	10	11 Open Sew 9-3 ~Piping Hot Binding Tool Class 4-7	12 Thimble Thurs	13 Open Sew	14
15 OPEN	16 Open Sew	17 Open Sew	18 Open Sew	19 Thimble Thurs	20 Open Sew	21 RED BAG SATURDAY
22 OPEN	23 Open Sew	24 Open 9-noon	25 CLOSED 	26 Thimble Thurs	27 Open Sew	28
29 OPEN	30 Open Sew	31 Open today 9-2:00 We will be CLOSED tomorrow, January 1, 2025				



Going to Pieces Quilt Co – 1017 W Northland Ave, Appleton, WI – (920) 882-6430