

Going to Pieces Quilt Co

1017 W Northland Ave, Appleton, WI 54915 (920) 882-6430

April - June, 2021



"Quilters never grow old, they just go to pieces!"



Our third annual "April Showers Event" will take place from Monday, April 19 thru Saturday, April 24.

Lucky customers will draw from our umbrella for a discount or freebie fat quarter.

If you spend \$20, you will receive a free pattern at checkout.

Treats and Door Prizes, too!!! Mark it on your calendar!!

Take Note

Beginning on Sunday, May 2, our shop will be closed on Sundays until October, giving our staff a chance to enjoy "Sunday Fundays"!

We continue to promote safety in our shop. Masks are required, using hand sanitizer upon entry is a must, and social distancing is strongly encouraged. Our shop is cleaned regularly with disinfectant. With these guidelines in place, we have been able to stay open. Thank you for your help!

YOUR INSPIRATION DESTINATION QUILT SHOP

Over 5000 bolts of
traditional to bright fabrics!
Over 2000 patterns!
More notions every day!
Classes!
Ideas!
250+ Samples!

SHOP HOURS

Sunday (Oct-Apr)	12-3:00
Sunday (May-Sept)	Closed
Monday	9:00-5:30 pm
Tuesday	9:00-5:30 pm
Wednesday	9:00-5:30 pm
Thursday	9:00-5:30 pm
Friday	9:00-5:30 pm
Saturday	9:00-3:00 pm

E-mail:

goingtopiecesquiltcompany@yahoo.com

Website:

goingtopiecesquiltco.com

FACEBOOK:

Like us on Facebook to receive
the latest shop information and
view pictures of our
latest projects!

Small Items with Huge Impacts

This quarter we are featuring **THIMBLE PADS**. If you do any type of hand sewing, you will inevitably puncture the tip of your finger(s), and when it happens again, it happens in the EXACT SAME SPOT!

This small item is simple but has a HUGE sewing impact. They are perfect for sewing on your binding, wool applique, etc.

The lightweight construction gives you more needle control, so even the finest and most delicate stitching is a pleasure. And they are re-usable!!



We are also featuring **BINDER CLIPS**. They make it easy to hold multiple layers of fabrics, especially binding quilts. No Pins needed for sewing!

These are a great alternative to pins and do no damage to fabric. These clips are also great for your other hobbies!

Each clip opens wide to hold layers of fabric and the clip base is flat for easy feeding to the presser foot. Replace your old pins and never poke your fingers or damage your materials again. You can now sew safely with these must have clips.



Available in small or large packages.

Our third feature for this quarter is the **TULIP SEWING NEEDLES** which come in an assortment of three sizes. Features include a large needle eye, it is flexible and warp resistant, and it runs smoothly through fabric. Nickel-plated steel.

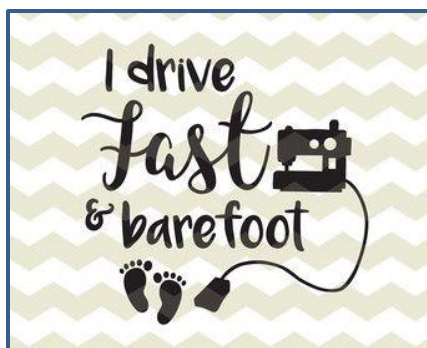
Includes:

- 2 pcs. size 7 (.69mm x 39.7mm)
- 3 pcs. size 8 (.61mm x 36.5mm)
- 3 pcs. size 9 (.53mm x 33.3mm)



Don't Forget Dad!

June 20th we celebrate dads! There is plenty of time to make that special man a quilt. We do have kits that are suitable for men. Add cuddly minke to the back! Be creative and show him how much you love him.



On my Wish List

May 9 Mother's Day

- Gift card from GTP
- Woolen Pressing Mat
- Woolen Kits
- Pre-Cuts
- Quilt Kits
- Rulers
- Scissors
- Fabric Galore
- Notions
- Thimble Pads
- Threads
- Binder Clips
- Thimble Pads
- Tulip Sewing Needles
- The list is endless...



Christmas Fabrics on the Way!

Yes, you read that correctly. Christmas 2021 will begin to arrive at our shop in May. These fabric lines will continue to arrive as we prepare for our annual **CHRISTMAS IN JULY** event, one of our biggest celebrations of the year. Watch for the next newsletter (end of June) and emails that will be sent out with particulars, like when you should show up ☺.



Our New Classroom!

Classes began last quarter in our new classroom space. If you haven't seen it yet, it is 900 square feet of sewing space with lots of cutting and ironing areas! Also, check out our awesome classes this quarter!

There is also plenty of space to social distance and spread out your creations! Check out our open sewing days:

TUESDAY – 2 Tuesdays each month

WEDNESDAY – every Wednesday

FRIDAY – every Friday



Have You Noticed the New Carts in our Shop??

We have added carts for your shopping ease. Carrying around those bolts and other goodies gets darn heavy 😊. We have gotten many positive comments!!



Batiks

On the other side of our new classroom is our new BATIK SECTION. We currently have approximately 1100 bolts of batiks!! This area also houses our WIDE BACKING FABRIC (108" wide!!). If you have never tried wide backing, it's a dream. No piecing!!!



Coming Jan 2022



From Northcott comes their simply stunning ILLUSIONS SAMPLER, a new **Block of the Month!** If you love their fabrics like we do, this quilt is for you! Join Joanne and create a section of this beauty every month beginning in January, 2022. Before you know it, you will have a colorful sampler using Banyan batiks.



Classes

HUNTER'S STAR

Thursday, April 29 and May 13 – 5-8:00 pm

(This is a two evening class)

How do you get perfect points on your star? Use the stitch and flip method!! Join Joanne and learn how to make perfect stars for your table runner or quilt. Purchase kit and fabric before class.

Class: \$30.00




WING CLIPPER CLASS

Wednesday, April 7 5:30 -8:00 pm

Learn to use this must have tool if you are making Flying Geese units for your quilt. This tool, and the associated Fast Flying Geese construction technique, allows you to make four finished units from five squares. The best part is that each unit is constructed slightly oversized so each can be trimmed to a perfect size with perfect seam placement once the sewing and pressing are complete by using the Wing Clipper tool. Join Mary as you create a whole flock of flying geese, a perfect addition to any project!!

Class: \$10.00



SELF BINDING BLANKET or LOVIES

Thursday, June 17 – 5-8:00 pm

Join Joanne and create a self binding blanket (36 x 36) and/or lovie (17 x 17) using Luxe Cuddle or Cuddle fabric. So soft, cuddly and warm for that little one or for you!!

Class: \$15.00

INVISIBLE MACHINE APPLIQUE AND CIRCLES

Thursday, April 15 – 5:00-8 pm

Learn to make your machine applique look like hand applique. No project will be taught in this class as this is a technique class. A small kit is included in the fee.

Class: \$25.00




BEGINNING MACHINE QUILTING

Thursday, May 20 – 5-8:00 pm

Join Joanne for this VERY beginner machine quilting class. This class will include "Stitch-in-the-ditch" and crosshatching.

No free motion. Limit 6 people at the shop.

Class: \$15.00



Classes

Who is our new teacher, Ginger?

Ginger is a retired teacher who loves to teach and create! She taught in Oshkosh and at Fox Valley Tech for many years and has now agreed to teach at GTP! She is super creative and has a wonderful "eye" for color, details, creativity and a funky look. Her designs include jewelry, backpacks, wallets, jackets, knitted clothing and accessories – just to name a few!!

She will be teaching a 1 day "Fashion Wallet" class and a 2 day "Sweatshirt Transformation" class. You will not be disappointed!!



FASHION WALLET

Monday, April 12 – 10-4:00 pm

This functional wallet will hold cash, credit cards, passport, phone and more. It's attractive and folds to a compact 4 ½" x 8". Add RFID to protect your cards!

It also features a zippered pocket and detachable shoulder or carrying strap. Join Ginger and make one for all of your friends, as well!

Class: \$20.00

SWEATSHIRT TRANSFORMATION

Monday, May 10 & 17 – 10:00-4:00 pm

Transform a pullover sweatshirt into a wearable art jacket during this two day class! Using fabrics, your favorite colorway or theme, and your own design, complete this comfortably wearable cardigan.

Six to eight fat quarters (or equivalent) plus binding fabric is generally required. Join Ginger and make that sdorable new jacket for spring. Your friends will be so envious!

Cost: \$30.00



WOOL HAND APPLIQUE

Thurs, April 22 & May 6 – 5-8:00 pm

In this 2 evening class, you will learn how to do wool applique by hand with Kim. You will be making an 8 ½ inch mat called "Addison" by Granny's Legacy. Several stitches will be taught including the blanket stitch, chain stitch, colonial knots and lazy daisy. Kit is available for purchase.

Class: \$30.00



Classes

YELLOW BRICK ROAD

Wednesday evenings from 5:30 until 8:00 pm
April 21 & 28; May 5 & 12

This is a great quilting class for beginners!

Grab a handful of fat quarters and you're on the road to a fun quilt! Don't know what a fat quarter is? Haven't learned the correct way of squaring, measuring, cutting, piecing, and pressing your fabric? Learn these techniques and more from Mary in this beginner class!

Class: \$40.00



The fun thing about this pattern, "Yellow Brick Road", is every one of the finished quilts looks different. Fabric choice is the secret! Make one or many!!




BEGINNING PAPER PIECING

Tuesday, May 11 – 5:30-8:30 pm

Paper piecing allows you to make fabulous blocks and patterns with expert results while using fabric and some paper templates.

Once you learn how, you can make them for all your friends!! Join Heidi for this fun technique.

Class: \$25.00 (includes kit)



PAPER PIECING OPEN SEW

Wednesday, April 14 – 5:30-8:30 pm

Heidi will be holding an OPEN SEW specifically for paper piecing. This is not a class, but a chance for extra help or for laughs with fellow piecers.

ALL THINGS BINDING

Tuesday, April 27 - 1-3:30 pm

Learn 2 techniques for binding your quilt or wall hanging. The traditional method will be taught using "The Binding Tool". A quick lesson on hand stitching this binding down will also be shown. Then we will use this traditional method, make a few changes, and our binding will have a flange with no hand sewing required. Join Sandy and start finishing those quilted pieces.

Class: \$15.00

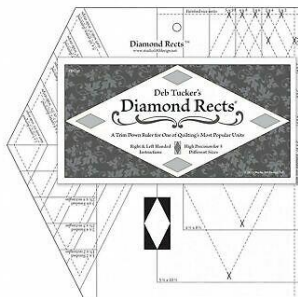
BEGINNER FUSIBLE MACHINE APPLIQUE

Thursday, June 3 – 5:00-8:00

Machine applique is an "instant gratification" art. It's fast, impressive, and oh so much fun! Once you learn the trick, you can make many beautiful projects, both large and small. Join Joanne and finish your project in one evening. Pattern and kit will be a spring towel.

Class: \$30 (includes pattern & kit)





Tucker University classes are held every 2nd Saturday of the month from 9:00 am until 1:00 pm. The class is \$20.00 and those attending will receive 20% off the ruler.

April TUCKER UNIV

Saturday, April 10 – 9-1:00

DIAMOND RECTS RULER

If the *Storm at Sea* pattern is on your bucket list, but you don't want to paper piece it, then the DIAMOND RECTS RULER has just become your new best friend. Once you learn how to make DIAMOND RECTS units, you will no longer avoid what you thought was a complex technique.

The DIAMOND RECTS is seen in the Studio 180 design pattern entitled *Sea Glass*, as well as, *Sugar Creek's Smooth Sailing*. Don't miss the boat, jump on board now!

Class: \$20.00

May TUCKER UNIV

Saturday, May 8 – 9-1:00

LARGE SQUARE SQUARED RULER

You asked for it, you got it! More squares inside of squares inside of squares.

The LARGE SQUARE SQUARED RULER is a perfect format to feature any fussy cuts or embroidery pieces. But it doesn't stop there! You will fall in love with the snail's trail block when you use the LARGE SQUARE SQUARED.

Class: \$20.00

June TUCKER UNIV

Saturday, June 12 – 9-1:00

MIGRATING GEESE

We don't want anyone to get lost as our geese migrate, so learn how to make migrating geese as a variation of the flying geese. Without the use of any required tools, you will soon find a flock of migrating geese near you.

You will be incorporating migrating geese into borders and sashing everywhere because you will not be able to get enough of these guys!

Class: \$20.00

Two Great Portable, Reliable Sewing Machines!

Want a machine that's a jack-of-all trades yet small enough to take on the road, to a class or even to a friend's house? Then it's time to celebrate, because you found it. The **BABY LOCK JUBILANT** sewing machine is ideal for a variety of sewing projects like quilt piecing, smaller home décor and even basic garments. It's a machine that gives you plenty of genuine opportunities to let your creativity shine and be jubilant! Top features include:

80 built-in stitches * Automatic needle threader * LCS screen * Quick-set, drop in bobbin * Free-arm sewing * Drop feed for free motion techniques

\$499.99

(Can be serviced at KK Sew & Vac, located in Kaukauna, Darboy, and DePere)



We have had this machine, **SPARROW by EVER SEWN 30S**, in the shop for months and have found it to be a reliable little work horse which is quiet, precise, easy to operate, light to carry. Features include:

Thread cutter button * Many decorative stitches including numbers & script * Needle up/down position button * Auto lock button * Mirror image button * Speed limiting adjustment lever * Memory button * Stitch length & width adjustment * LCD screen

\$489.95



Our Clubs



Machine Embroidery Club

First Friday of Each Month – 9-3:00

Join Mary as we continue this new club at GTP! Machine embroidery is fun and easy. Work on a project of your choice and get tips and tricks to make embroidery easy. You can do embroidery only or patterns with applique included on your CD.

You must know how to use your machine. Mary can help with Babylocks and Vikings or Brother machines but please remember your manual as we may need to refer to it for problems. There is a minimal charge of \$5 per month for this club, which is limited to 10 participants.

April 2 – May 7 – June 4

RED BAG SATURDAYS

On the third Saturday of each month, it's "Red Bag Saturday" at our shop. On these Saturdays, surprise discounts will be announced. If you have a GOING TO PIECES REUSABLE RED BAG you are eligible for the discount! Get yours today! \$3.95

OPEN SEW TUESDAYS

9:00 until 4:30 pm

We will host OPEN SEW TUESDAYS for those that need to get projects done, those that have other projects, and those who just like to sew and meet new friends.

Apr 6 & 20 – May 4 & 18 – June 1 & 15

NOTE: Please see club rules listed above.

UFO CLUB

Tackle that quilting bucket list! This club meets the first Tues of the month. A \$5 membership fee gets you started.

Each month, members hand in a list of projects they hope to accomplish. Completed projects are brought in the next month for show and tell. If you didn't finish, you pay \$5 per unfinished project to the kitty. All money in the kitty will be turned into gift cards to be given to winners drawn at the Oct meeting. JOIN US!!

Apr 6 – May 4 – June 1

NOTE: Please see club rules listed above.



~Must reserve your spot

~Must wear a mask

~Must use **hand sanitizer** upon entry

~Must follow **6 ft social distancing**

~If you are feeling under the weather, please stay home.

Thank you for your understanding and cooperation!

THIMBLE THURSDAYS

Grab your hand projects ... then head on over for a day of sewing, friendship and LOTS of laughs! You never know what tips you are going to pick up and what projects you just may complete. This is a popular event with embroidery and handwork groups, so come see what all the excitement is about!

NOTE: Please see club rules listed above.

OPEN SEW WEDNESDAYS & FRIDAYS!!!



Join us for OPEN SEW during our open hours (9:00 am to 5:00 pm) every WEDNESDAY AND FRIDAY!! Relax with your friends and/or make new friends! Start those new projects or finish those UFO's.

NOTE: Please see club rules listed above.

Senior Quilters (60+ yrs)

First Monday of the month – Receive double punches for your purchase of regularly priced merchandise!!

April 2021

Sunday	Monday	Tuesday	Wednesday	Thursday	Friday	Saturday
				1 	2 Open Sew ~Machine Embroidery Club 9-3	3
4 CLOSED 	5 ~Sr Quilter's Day	6 ~UFO Club 10-11:00 am ~ OPEN SEW TUES 10-4	7 Open Sew ~Wing Clipper Class 5:30-8	8 ~Thimble Thurs	9 Open Sew	10  ~Diamond Rects Ruler 9-1
11 OPEN!	12 ~Fashion Wallet 10-4	13	14 Open Sew ~Paper Piecing OPEN SEW 5:30-8:30	15 ~Thimble Thurs ~Invisible Machine Applique & Circles 5-8	16 Open Sew	17 RED BAG SATURDAY
18 OPEN!	19	20 ~ OPEN SEW TUES 10-4	21 Open Sew ~Beginning Sewing 5:30-8	22 ~Thimble Thurs ~Wool Applique 5-8	23 Open Sew	24
<div>  April Showers Event  </div>						
25 OPEN!	26	27 ~All Things Binding 1-3:30	28 Open Sew ~Beginning Sewing 5:30-8	29 ~Thimble Thurs ~Hunter's Star Class 5-8	30 Open Sew	

May 2021

Sunday	Monday	Tuesday	Wednesday	Thursday	Friday	Saturday
						1
2 CLOSED	3 ~Sr Quilter's Day	4 ~UFO Club 10-11 am ~OPEN SEW TUES 10-4	5 Open Sew ~Beginning Sewing 5:30-8	6 ~Thimble Thurs ~Wool Applique 5-8	7 Open Sew ~Machine Embroidery Club 9-3	8  ~Large Square Squared Ruler 9-1
9 CLOSED 	10 ~Sweatshirt Transformation Class 10-4	11 ~Beginning Paper Piecing Class 5:30-8:30	12 Open Sew ~Beginning Sewing 5:30-8	13 ~Thimble Thurs ~Hunter's Star 5-8	14 Open Sew	15 RED BAG SATURDAY
16 CLOSED	17 ~Sweatshirt Transformation Class 10-4	18 ~OPEN SEW TUES 10-4	19 Open Sew	20 ~Thimble Thurs ~Beginning Machine Quilting 5-8	21 Open Sew	22
23 CLOSED	24	25	26 Open Sew	27 ~Thimble Thurs	28 Open Sew	29
30 CLOSED	31					

June 2021

Sunday	Monday	Tuesday	Wednesday	Thursday	Friday	Saturday
		1 ~UFO Club 10-11:00 am ~OPEN SEW TUES 10-4	2 Open Sew	3 ~Thimble Thurs ~Beginning Fusible Machine Applique 5-8	4 Open Sew ~Machine Embroidery Club 9-3	5
6 CLOSED	7 ~Sr Quilter's Day	8	9 Open Sew	10 ~Thimble Thurs	11 Open Sew	12  ~Migrating Geese 9-1
13 CLOSED	14	15 ~OPEN SEW TUES 10-4	16 Open Sew	17 ~Thimble Thurs ~Self Binding Blanket or Lovie 5-8	18 Open Sew	19 RED BAG SATURDAY
20 CLOSED 	21	22	23 Open Sew	24 ~Thimble Thurs	25 Open Sew	26
27 CLOSED	28	29	30 Open Sew			