

Going to Pieces

1017 W Northland Ave, Appleton, WI 54915 (920) 882-6430

Quilt Co



January – March, 2020

Quilt Sampler

Better Homes
and Gardens
FEATURED SHOP
2016

“Quilters never grow old, they just go to pieces!”

Our Biggest Week Long Sale of the Year!

Happy Anniversary

January 13-18, 2020



As we begin our 10th year in the quilting business, we want to sincerely thank YOU for your continued kindness, friendship and your shared love of sewing/quilting.

To Thank You, specials galore, refreshments & prizes await you!! Join us during the week of January 13th

Joanne & Mary

YOUR INSPIRATION DESTINATION QUILT SHOP

Over 5000 bolts of traditional to bright fabrics!
Over 2000 patterns!
More notions every day!
Classes!
Ideas!
250+ Samples!

SHOP HOURS

Sunday (Oct-Apr)	12-3:00
Sunday (May-Sept)	Closed
Monday	9:00-5:30 pm
Tuesday	9:00-5:30 pm
Wednesday	9:00-5:30 pm
Thursday	9:00-6:00 pm
Friday	9:00-5:30 pm
Saturday	9:00-3:00 pm

E-mail:

goingtopiecesquiltcompany@yahoo.com

Website:

goingtopiecesquiltco.com

FACEBOOK:

Like us on Facebook to receive the latest shop information. View pictures of our latest projects!

6th Annual Snowman Dash!

February 12-15, 2020



Going to Pieces Quilt Co – Appleton
Quilting Divas – Green Bay
Primitive Gathering – Menasha
Silver Thimble – Green Bay

Pick up a stamp card at any of the shops above to take part in this quick and fun dash! Your stamp card will include addresses, phone numbers and directions to each shop and you will receive a pattern from each shop. When your stamp card is filled, simply leave it at the last shop you visit and your name will be included in the drawings for gift cards!!

Red Bag

Saturdays!!

On the third Saturday of each month,
we now have a program called
"Red Bag Saturday".

On these Saturdays,
surprise discounts available to anyone with a
GOING TO PIECES REUSABLE RED BAG!!!

Get yours today!

\$3.95

SOAP
is to the *Body* what
LAUGHTER
is to the *Soul*

We now carry "Logan Creek Soap", handmade in Door Co, WI. It lasts longer than factory made soap, is made from gentle, all natural oils, and does not dry out your skin. There are many fragrances, plus an acne soap, a shaving soap, even a stain soap (which has been tested by several employees with remarkable results). Free smells available!!



Notions Niche

Going to Pieces Quilt Co is your go-to place for notions! We carry hundreds of notions including quilting aids, scissors, needles (hand and machine), pins, over 75 different rulers, and so much more!

Have you tried "Granny's Press Perfect" by Granny's Legacy yet? We carry 3 sizes. It's a wool pressing mat that absorbs and retains heat so it's almost like pressing from both sides! No steam required! ½" thick and 100% wool. Love it!!

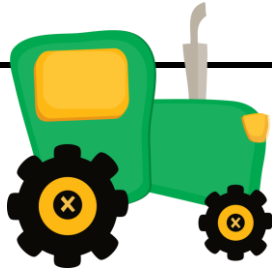


 Evergreen Quilters Guild

SAVE THE DATE!!

2020 Evergreen Quilters Guild Bi-Annual Quilt Show


Green Bay Community Church
(aka: Community Campus)
600 Cardinal Lane, Green, Bay, WI
Friday, March 13, 2020, 10:00 am - 6:00 pm
Saturday, March 14, 2020 9:00 am - 3:00 pm
Admission \$6
Free Parking



"Farm Girl Vintage 2" Club

On Mondays from 9-4:00, Mary will run another Lori Holt "Vintage Club", this time using her *Farm Girl Vintage 2* book. Lori's fabric and books have been ordered and will be arriving soon.

Once again, Lori has knocked it out of the park with her color choices, designs, and creativity. Won't you join Mary and create a once-in-a-lifetime treasure that can be handed down for generations?
Call now to reserve your spot.



Retreats



February 28, 29, Mar 1

March 27, 28, 29

Spend **THREE** days in our shop, sewing and laughing, as you begin a new project or finish an old one. Each night you will go home to your own bed for some much needed rest. Each morning you will return to keep on sewing. No interruptions! Your only worry will be what project(s) to work on. \$60.00 and a dish to pass and snack to share, please.

(Friday 9-9; Saturday 8-9; Sunday 8-2)

Block of the Month

Rachel's Tribute



Pam Buda's newest BOM quilt features Diamond Star blocks, and it celebrates the mid-nineteenth century when red and green quilts were the rage. Quilts of the era were often made with a muslin background and solid prints, but many were pieced using a variety of calicos. Pam designed a soft neutral print to echo the muslin background color, but with a classic feel. "You'll love [the collection of red and green prints](#) that blend perfectly, making the Diamond Star blocks shine!"

Through the 9-month program, quilters will make a Diamond Star block each month, along with Nine Patches, Half Square Triangles, and Chevron border units. While the Diamond Star may look difficult to make, it isn't!

The BOM highlights the fictional story of Rachel, who creates this very special quilt in celebration of her parents' 20th anniversary. Rachel's parents were married in 1835. Working as a school teacher during the week, she has secretly been saving money from her afternoon tutoring to buy fabric. Rachel has chosen to surprise her parents with a red and green quilt, which her mother loves, and is so popular. Quilters are invited to join the fun as they stitch a replica of Rachel's Tribute to her loving parents.

This beautiful Block of the Month begins in March, 2020. Sign up is now.

Ask the Longarm Quilter!

Let's talk about having a longarm quilter do your quilting for you. Longarmers have spent large amounts of money setting up their business by purchasing their machine, a good supply of quilting threads and designs. When a long arm quilter does the quilting for you, there may be questions you have, especially if it's the first time you've used someone else to do your quilting. Let's check out possible questions you might have.



PRICING – This is usually the first question asked. Many longarm quilters in the area use standard pricing. Make sure you ask the price per square inch. Also let the quilter know whether you want an edge to edge overall design or you want your quilt custom quilted. Many applique quilts need to be custom quilted so make sure to ask about custom pricing. It is much higher than an overall design.

BATTING – Most quilters carry a large selection of batting. You may wish to provide your own. That's great but please make sure it's a good, high quality batting. There's nothing worse than the quilter pulling on the batting as she is quilting and it tears due to low quality or thin density! Ask the quilter which company she purchases her batting from!

COLORS THREAD – Most longarm quilters know what will look best for an overall design or whether multiple colors will be required for your quilt. Multiple colors often will be used on custom quilts. There are many thread types. Ask your quilter to explain which thread weight she will use and what the result will be.

EDGE TO EDGE DESIGN CHOICES – There are literally hundreds and even thousands of designs. An experienced longarm quilter will always give you good choices. Many times the customer will leave it up to the quilter to pick the design. Trust your quilter! The pattern design, fabric choices and colors all play into the quilting design. Quilters are very experienced in this area.

BACKING – Here's one of the most important things to know! **Please make your backing EIGHT INCHES WIDER and EIGHT INCHES LONGER than the top!** There's nothing worse than taking a quilt, laying it out on the back and finding there's only an inch to spare! It just doesn't work on a longarm frame. We need 4 inches on each side, top and bottom when the back is sewn. Wide backs are often a good choice for your backing.

Before taking your quilt to a quilter, please make sure all threads are clipped on the front and back of your top. Threads can get caught by the hopping foot and create issues! After clipping your threads, please press your top to make sure all seams are nice and flat. Then press your backing fabric and make sure that any seams on the backing fabric are pressed open.

Let your quilter know if you'd like her to trim the quilt after the quilting is done. Many of us do it at no charge.

We do have cards in the shop from quilters we recommend. Their work has been proven to be beautiful and professional.

You've delivered your quilt. Now sit back and relax (or begin another masterpiece). Make sure to ask your quilter for their lead time. Many quilters are very busy and it may be months before you see your quilt again.





Stitch Along With Joanne

Cream & Sugar

Join Joanne once a month as you stitch this lovely 80 x 80" quilt in soft crèmes and rich browns from Edyta Sitar's Sonoma Line. She will sew with you and answer any questions or help with any problems. You will need to purchase the quilt kit and book. Our group will run for 6-9 months on the **THIRD** Wednesday of the month from 10-4:00 beginning in October. Please sign up for this quilting adventure soon.

THIRD WEDNESDAY from 10:00 until 4:00 pm:

Jan 22, Feb 19, Mar 18



Tannebaum

Create a beautiful 46 x 64" holiday quilt with traditional piecing and appliqué. Join Joanne once a month for six months to stitch this quilter's tree quilt using fabric from Edyta Sitar's "Braveheart" and "Evergreen" fabric collections by Andover. We will get together on the **THIRD** Wednesday of the month from 10-4:00 pm for 6 months. Please sign up for this group and purchase the kit before the first meeting.

THIRD WEDNESDAY from 10:00 until 4:00 pm:

Jan 22, Feb 19, Mar 18

The Wonderful World of Wool Work!

Did you know we have a **WOOL CORNER** at Going to Pieces?

- Over 100 different colors of beautiful, felted wool!
- Over 200 different colors of threads for wool work!
- Many, many patterns to put this wool and these threads to work!

If you have never done wool work, check out Kathy's class on Wednesday, February 5th (see pg 7)



Classes

CLASS NOTES:

Please come prepared. Read your pattern, if applicable, and jot down questions. We suggest you bring along basic sewing supplies:

Notebook, pen, scissors, pins, thread, appropriate ruler for your project, rotary cutter, etc.

If your class requires a sewing machine, please make sure you are familiar with the mechanics of the machine, and be sure it is in good working condition. Bring your manual, just in case ☺ Please arrive 20- 30 minutes prior to start time and be ready to go!

POLICIES:


All classes must be paid for at the time of sign up. Should you decide to cancel before the class, you will receive an in- store credit. If the class is cancelled due to low attendance, you will receive your choice of either an in-store credit or full refund. We try to never cancel a class but sometimes this is beyond our control. **Thank you!**

BEGINNING FUSIBLE MACHINE APPLIQUE

Wednesday, Jan 29 – 5:00-8:00 pm

Do you need a small gift? A spring themed towel would be perfect!! Learn machine appliqué and finish your project in one evening with Joanne.

Class - \$30.00
(fee includes class,
kit and thread)



JELLY ROLL RUG CLASS

(2 evening) – Mon, Feb 10 &
Mon, Feb 24 – 5:00-8:00 pm

Join Wendy and make a rug!! The finished rugs are stunning! Your rug will be made of 42 2 ½” fabric strips (this is called a JELLY ROLL) and 100% cotton batting. You will be using “Bosal Strip Batting”. This is sure to be a fun class that fills up fast!

Class: \$25.00



BEGINNING PAPER PIECING

Thursday, Feb 13 – 5:00-8:00 pm

We will learn to paper piece while making the “Lovely Woods” table runner. You must purchase the kit for class (\$55.00). Come on in and see the finished project! It is gorgeous!

Class - \$15.00

BEGINNING CLASSES!!

Grab a handful of fat quarters and you’re on the road to a fun quilt! Don’t know what a fat quarter is? Haven’t learned the correct way of squaring, measuring, cutting, piecing, and pressing your fabric? Learn these techniques and more from Mary and Joanne in these beginner classes!

YELLOW BRICK ROAD

Four Wed evenings
from 5:30 until 8:00
February 12, 19, 26,
and March 4



LEMON PEPPER

Three Thursdays
during the day from 9:00-1:00.
February 27, March 5 and 19



Classes

BEGINNING HEIRLOOM QUILTING

Wednesday, March 4 – 10:00-4:00 pm

Join Joanne for a day learning the basics of Heirloom Machine Quilting. We will set up your machine and practice, practice, practice!
You will be able to quilt a circular feather by the end of the day!

Class - \$30.00

LUXE CUDDLE THROW

Saturday, Feb 15 – 9:00-12:00

Made with Luxe Cuddle, the soft throw will keep you toasty warm in the winter and brings comfort to any setting. Easy care fabric – machine wash, dry low heat. Choice of two colorways – greys or tans. Join Joanne to finish in one class or choose a children's throw kit.

Class - \$10.00

ALL THINGS BINDING

Thurs, Feb 6 – 5:30-8:00 pm

Learn 2 techniques for binding your quilt or wall hanging. The traditional method will be taught using "The Binding Tool". Then we will use this traditional method, make a few changes, and our binding will have a flange with no hand sewing required. Join Sandy and start finishing those quilted pieces.

Class - \$15.00

STITCHING WITH WOOL

Wed, Feb 5 – 12:00-2:00

The "Seasonal Woolly Mug Rug" is a fast and fun project you can use as a coaster or decoration for your home or office. This February design features conversation hearts cut from red and pink wool stitched to a black background. Kit can be purchased during the class.

Class - \$15.00



Tucker University classes are held every 2nd Saturday of the month from 9:00 am until 1:00 pm. The class is \$20.00 and those attending will receive 20% off the ruler.

CLASS 4

SQUARE SQUARED & LITTLE HOUSES

Saturday, January 11

CLASS 5

CORNER BEAM & SLIVER

Saturday, February 15

CLASS 6

RAPID FIRE LEMOYNE STAR

Saturday, March 21

A Great Portable, Reliable Sewing Machine!

We found this machine, Sparrow 30, by Ever Sewn, at Market last spring, and were impressed that a machine for this price includes:

Thread cutter button

Many decorative stitches including numbers & script

Needle up/down position button

Auto lock button

Mirror image button

Speed limiting adjustment lever

Memory button

Twin needle button

Stitch length & width adjustment

LCD screen

We found it quiet, precise, easy to operate, light to carry. We do have one set up if you would like to try before purchase. Stop in and play!!

Cost: \$459.95

We are also including the accessory kit which regularly sells for \$39.95 (includes a walking foot, left and right quilting guide, snap on 1/4" foot with blade, 1/4" patchwork foot, free motion foot with large opening).



Our Clubs are Open to All

UFO CLUB

Tackle that quilting bucket list! Join Joanne as you chip away at those projects. This 12-month club meets the first Tuesday of the month and begins with a \$5 membership fee to the kitty.



Each month, members hand in a list of projects they hope to accomplish. Completed projects are brought in the next month for show and tell. If you didn't finish, you pay \$5 per unfinished project to the kitty.

All money in the kitty will be turned into gift cards to be given to winners drawn at the Oct meeting. JOIN US!!

January 7 - February 4 – March 3

OPEN SEW TUESDAYS

January 7 & 21

February 4 & 18

March 3, 17, 31

9:00 until 4:30 pm

We will host OPEN SEW TUESDAYS for those that need to get projects done, those that have other projects, and those who just like to sew and meet new friends.

SEW PIECEFUL FRIDAYS

Join us for "Sew Pieceful Friday" during our open hours (9:00 am to 5:00 pm) and start out your weekend right. Relax with your friends and/or make new friends! Start those new projects or finish those UFO's.

THIMBLE THURSDAYS

Grab your hand projects ... then head on over for a day of sewing, friendship and LOTS of laughs! You never know what tips you are going to pick up and what projects you just may complete. This is a popular event with embroidery and handwork groups, so come see what all the excitement is about!

Senior Quilters (60+ yrs)

First Monday of the month – Receive double punches for all of your regularly priced purchases!!

The BS Club

Bagels and Stitching!!! Come to stitch with us and enjoy a little snack. Stay a couple of hours or all day long! Call us ahead of time to reserve your spot! This has become quite a popular club – but there is always room for more!! Why don't you give it a try??

Wednesdays – 9:00 until 4:30

January 8 – February 12 – March 11


Simple Whatnots Club 9

Simple Whatnots Club 9 includes eight fun-to-stitch patchwork quilts, with one design including applique for added variety. Small project sizes (typically 40" square or less) make these quilts approachable and easy to finish. Pattern handouts feature clear, concise project directions, and often include extra snippets of information providing sewing tips, recipes, occasional crafty things, and hints for living with quilts.

These patterns are not available to the public, and each one is more stunning than the next!

Cost will vary, depending on the month's project. Sign up is now for Simple Whatnots Club 9.

The fabric for Collection 9 is on it's way and we guarantee, it won't disappoint!





JANUARY

2020


Sunday	Monday	Tuesday	Wednesday	Thursday	Friday	Saturday
			1	2 ~Thimble Thurs	3 ~Sew Pieceful Friday	4
5 OPEN	6 ~Sr Quilter's Day ~10-4 Vintage Farmgirl Club	7 ~UFO Club 10-11 am ~OPEN SEW TUES 10-4	8 ~BS Club	9 ~Thimble Thurs	10 ~Sew Pieceful Friday	11 ~Tucker University
12 OPEN	13 ~10-4 Vintage Farmgirl Club	14	15	16	17	18 RED BAG SATURDAY
It's our NINTH Anniversary Celebration!!!!!!!!!!						
19 OPEN	20 ~10-4 Vintage Farmgirl Club	21 ~OPEN SEW TUES 10-4	22 ~STITCH ALONG WITH JOANNE Class 10-4:00	23 ~Thimble Thurs	24 ~Sew Pieceful Friday	25
26 OPEN	27 ~10-4 Vintage Farmgirl Club	28	29 ~Fusible Machine Applique 5-8	30 ~Thimble Thurs	31 ~Sew Pieceful Friday	

February 2020

Sunday	Monday	Tuesday	Wednesday	Thursday	Friday	Saturday
						
2 OPEN	3 ~Sr Quilter's Day ~10-4 Vintage Farmgirl Club	4 ~UFO Club 10-11 am ~OPEN SEW TUES 10-4	5 ~Stitching With Wool 12-2	6 ~Thimble Thurs ~All Things Binding 5:30-8	7 ~Sew Pieceful Friday	8 ~Tucker University
9 OPEN	10 ~10-4 Vintage Farmgirl Club ~Jelly Roll Rug Class 5-8 (Class 1)	11	12 ~BS Club ~Yellow Brick Road 5:30-8 (Class 1)	13 ~Thimble Thurs ~Beginning Paper Piecing 5-8	14 ~Sew Pieceful Friday 	15 RED BAG SATURDAY ~Lux Cuddle Throw 9-12
SNOWMAN DASH						
16 OPEN	17 ~10-4 Vintage Farmgirl Club	18 ~OPEN SEW TUES 10-4	19 ~STITCH ALONG WITH JOANNE Class 10-4:00 ~Yellow Brick Road 5:30-8 (Class 2)	20 ~Thimble Thurs	21 ~Sew Pieceful Friday	22
23 OPEN	24 ~10-4 Vintage Farmgirl Club ~Jelly Roll Rug Class 5-8 (Class 2)	25	26 ~Yellow Brick Road 5:30-8 (Class 3)	27 ~Beginners Class Lemon Pepper 9-1 (Class 1) ~Thimble Thurs	28	29
<i>Retreat</i>						



well hello, march 2020

Sunday	Monday	Tuesday	Wednesday	Thursday	Friday	Saturday
1 OPEN <div style="border: 1px solid black; padding: 5px; width: fit-content; margin: 10px auto;"><i>Retreat</i></div>	2 ~Sr Quilters Day ~10-4 Vintage Farmgirl Club	3 ~UFO Club 10-11:00 am ~OPEN SEW TUES 10-4	4 ~Yellow Brick Road 5:30-8 (Class 4) ~Beginning Heirloom Machine Quilting 10-4	5 ~Thimble Thurs ~Beginners Class Lemon Pepper 9-1 (Class 2)	6 ~Sew Pieceful Friday	7
8 OPEN	9 ~10-4 Vintage Farmgirl Club	10	11 ~BS Club	12 ~Thimble Thurs	13 ~Sew Pieceful Friday	14 <div style="background-color: #006400; color: white; padding: 10px; text-align: center; font-size: 1.2em;">Vending at Evergreen Quilt Show -Green Bay Fri 10—6 & Sat 9-3</div>
15 OPEN	16 ~10-4 Vintage Farmgirl Club	17 ~OPEN SEW TUES 10-4 	18 ~STITCH ALONG WITH JOANNE Class 10-4:00	19 ~Thimble Thurs ~Beginners Class Lemon Pepper 9-1 (Class 3)	20 ~Sew Pieceful Friday BEGINNING OF SPRING!!!!	21 RED BAG SATURDAY ~Tucker University
22 OPEN	23 ~10-4 Vintage Farmgirl Club	24	25	26 ~Thimble Thurs	27	28 <div style="border: 1px solid black; padding: 10px; width: fit-content; margin: 10px auto;"><i>Retreat</i></div>
29 OPEN <div style="border: 1px solid black; padding: 5px; width: fit-content; margin: 10px auto;"><i>Retreat</i></div>	30 ~10-4 Vintage Farmgirl Club	31 ~OPEN SEW TUES 10-4	