

Going to Pieces

Quilt Co

1017 W Northland Ave, Appleton, WI 54915 (920) 882-6430

July - September, 2020



“Quilters never grow old, they just go to pieces!”

To Our Awesome Customers,

It feels like a lifetime since I wrote our New Year letter to all of you and it's only been six months. So much has happened in that timeframe. What were we expecting when we celebrated New Year's Eve? Lots of hopes and dreams, I'm sure.

Many of you were looking forward to watching your high school children and grandchildren celebrate their rite of passage with their proms and graduations. Many pictures would be taken, speeches given and family and friend celebrations would be taking place. Weddings, along with baptisms and yes, even sadness with family funerals, would happen.

None of us was expecting to hear the words Covid 19 were we? How quickly would our lives change? March ahead through February and March and we quickly learned how fast our lives could change. The new term, social distancing, is no longer new to our ears. Wearing of face masks has become standard along with hand washing and constant sanitizing. Our children and grandchildren would not get to have the celebrations of past years. Weddings have been postponed and yes, many memorials will be held at a later date.

On March 25th our shop would close to in person shopping. The real work began while we worked to figure out how we would manage to pay our bills and come out on the other end of this pandemic. We're not going to say it was easy. Many of you shopped through Facebook, phone calls and wow, did we take a lot of pictures and text them to you. What you did for us by all your support was enable us to come out on the other side and open again in mid-May. Seven weeks? Yes, that's how long we remained closed to our customers. In the meantime, our wonderful staff helped reorganize our shop to give you all a pleasant shopping experience when once again you could step through our doors. Many of our staff worked tirelessly to get you the fabrics you needed and keep you going making face masks and quilting. Curbside pick-up and mailing became the norm.

We continue to make our shop a safe place to be with rules to wear face masks, wash hands, and sanitizing of surfaces. Just a very few customers have refused to do so and we are sorry they chose not to shop with us. Someday this virus will be under control and we can loosen the rules but for now they must stay in place. I've had doctors tell me we're doing everything right and that's all I need to hear, knowing you'll all be protected in our shop. Many thanks for your continued cooperation.


And now as a group, Joanne, myself and our entire staff want to say a huge thank you for keeping us going through your support of our shop. Before the virus hit, we were having our best year ever with huge increased sales. We continue our recovery because of you and pray that this ugly virus stays at bay. You all know how to protect yourselves as we, as business owners, know how to protect you, ourselves and the staff. Together we can all stay healthy.

We very much hope we can hold classes, have open sew days and even retreats in the future. We hope for happier days ahead and family celebrations. You are all so special to us. In the meantime, sew on!

Mary & Joanne

(NOTE: Thursday hours are now 9 – 5:30, see page 3)





You are cordially invited to our 10th Annual

Christmas in July

July 22 - July 25, 2020

*Going to Pieces Quilt Company
1017 W Northland Ave,
Appleton, WI 54914*

Our **TENTH annual “Christmas in July” celebration** will be held beginning Wednesday, July 22 and ending Saturday, July 25. Each year we are excited to show off our holiday samples, fabrics and ideas. This year is no exception! Join us, along with:

*Quilting Divas, Green Bay *** Primitive Gatherings, Menasha *** Silver Thimble, Green Bay*

*Yummy snacks and refreshments, Holiday fun, Door prizes, and the best of all –
MEGA SALES!! Pick up your passport at any of the four shops!*



A FEW OF OUR NEW FABRIC LINES at GOING TO PIECES QUILT CO:

~“ALL HALLOWS EVE” fabric from Fig Tree by Moda (including 3 patterns)

“MIDNIGHT MAGIC” by Moda

“WHITE CHRISTMAS” by Holly Taylor from Moda, kits available


~“COUNTRY CHRISTMAS” fabric line by Bunny Hill, kits available

~“OCTOBER MORNING” by Kim Diehl

~“HOLLY HILL” Christmas and kits

~“THE CHRISTMAS CARD” kits and box kit

And many more on the way!!





**YOUR INSPIRATION
DESTINATION
QUILT SHOP**

Over 5000 bolts of
traditional to bright fabrics!
Over 2000 patterns!
More notions every day!
Classes!
Ideas!
250+ Samples!

SHOP HOURS

Sunday (Oct-Mar)	12-3:00
Sunday (Apr-Sept)	Closed
Monday	9:00-5:30 pm
Tuesday	9:00-5:30 pm
Wednesday	9:00-5:30 pm
Note time change for Thursdays:	
Thursday	9:00-5:30 pm
Friday	9:00-5:30 pm
Saturday	9:00-3:00 pm

E-mail:

goingtopiecesquiltcompany@yahoo.com

Website:

goingtopiecesquiltco.com

FACEBOOK:

Like us on Facebook to receive
the latest shop information.
View pictures of our
latest projects!

Block of the Month

Rachel's Tribute



Pam Buda's newest BOM quilt features Diamond Star blocks, and it celebrates the mid-nineteenth century when red and green quilts were the rage. Quilts of the era were often made with a muslin background and solid prints, but many were pieced using a variety of calicos. Pam designed a soft neutral print to echo the muslin background color, but with a classic feel. "You'll love the collection of red and green prints that blend perfectly, making the Diamond Star blocks shine!"

Through the 9-month program, quilters will make a Diamond Star block each month, along with Nine Patches, Half Square Triangles, and Chevron border units. While the Diamond Star may look difficult to make, it isn't!


The BOM highlights the fictional story of Rachel, who creates this very special quilt in celebration of her parents' 20th anniversary. Rachel's parents were married in 1835. Working as a school teacher during the week, she has secretly been saving money from her afternoon tutoring to buy fabric. Rachel has chosen to surprise her parents with a red and green quilt, which her mother loves, and is so popular. Quilters are invited to join the fun as they stitch a replica of Rachel's Tribute to her loving parents.

The finished sample is in the shop. Sign up is now. Cost is \$30 per month.

**A HUGE THANK YOU TO
ALL OF YOU WHO MADE
MASKS FOR OTHERS IN
THIS TIME OF NEED!!**

WOW! When the call came out that masks were needed, you responded! It's amazing how much fabric went out the door for masks – flowers, sports, hunting, fishing, juvenile, plain, wild, animals, trucks, tools, you name it! Our sewing community joined together, doing our part to help stop the virus. We are so proud to be a part of this awesome community. And so humbled . . .

New Samples & Books



MOONSHINE (68 x 92)

Made from the "Moonshine" line by Henry Glass, this Fall quilt is sure to fit into any décor. Kits available.




Calling all KIM DIEHL fans! This is her latest book and it is awesome. Available at our shop!

NOTE:
We have a few 20 fat quarter packs of KIM DIEHL fabric left!



CHRISTMAS CELEBRATION

Tree Skirt paper piecing pattern by Judy Niemeyer. Spectacular sample and kits are in shop now! This pattern looks difficult, but Kathy promises the directions are wonderful and the quilt was not difficult!



WINTER WHITE

Holly Taylor has knocked it out of the park again with her "Winter White" collection by Moda. This throw is available in a boxed kit.




HOLLY HILL CHRISTMAS

From Henry Glass, this fabric line is so much fun! We have kits, panels, and fabric to mix and match! This kit is 39 x 48.



BEAR IN THE BIRCHES (48 x 48)


This whimsical Charley Harper art quilt is waiting for a home in your cottage, cabin or home. Sample and kits are ready and waiting in the shop!



I'M NOT GONNA BUY THAT-
I CAN MAKE IT!

TABLETASTIC!

This is Doug Leko's latest book, filled with wonderful table topper ideas and patterns. The samples shown below are from this book and are made from scraps!! We will not have kits, only ideas for your stash 😊. Available at our shop!




WOODLAND GETAWAY (56 x 68)

Fabrics by Marcus, featuring Woodland Getaway panel (hand embroidered) by Cindy Staub and Primo flannels. Stop in the shop to see the sample – photo does not do justice! Kits available.



**New
Samples
& Books**



A GATHERING

(49 x 57 1/2)

This appliqued sample will be in the shop soon, along with the kits. The colors are exactly as shown using Island Batiks. Reserve yours now!!!



Classes



At this time we have still not scheduled any classes. We hope to resume teaching and learning in the fall.

Until then, keep those sewing machines humming. Remember, when feeling low, it's time to SEW.



Senior Quilters (60+ yrs)

First Monday of the month – Receive double punches for your purchase of regularly priced merchandise!!

NOTE:

The very popular stain sticks are back in stock!!

Tucker University

Featuring

Deb Tucker's Studio 180 Rulers



Tucker University classes are held every 2nd Saturday of the month from 9:00 am until 1:00 pm. The class is \$20.00 and those attending will receive 20% off the ruler. (This class will be limited to 6 students per session)

CLASS 7 - LEMOYNE STAR - September

CLASS 8 - CORNER POP - October

CLASS 9 - SPLIT RECTS - November

Red Bag Saturdays

On the third Saturday of each month, we now have a program called "Red Bag Saturday".

On these Saturdays, surprise discounts available to anyone with a


GOING TO PIECES REUSABLE RED BAG!!!

Get yours today! \$3.95

SOAP
is to the Body what
LAUGHTER
is to the Soul

We now carry "Logan Creek Soap", handmade in Door Co, WI. It lasts longer than factory made soap, is made from gentle, all natural oils, and does not dry out your skin.

There are many fragrances, plus an acne soap, a shaving soap, even a stain soap (which has been tested by several employees with remarkable results). Free smells available!!



We have this great kit by QuiltSmart, using wool as your fabric. Stunning!!!!



Meet Norm and Nanette, our 2020 Holiday Couple! This pattern and kit is from the talented Elizabeth Hartman. Make an entire quilt of this cute couple, or make a number of gifts featuring them. So much fun!!



UNITED WE STAND!!

We have an amazing variety of patriotic fabric in the shop, along with some great kits and ideas.



The best way to keep stress at bay during COVID-19 is by spending time with people who bring out your brightest smile and not the stress in you. And also . . . by sewing!!

Two Great Portable, Reliable Sewing Machines!

Want a machine that's a jack-of-all trades yet small enough to take on the road, to a class or even to a friend's house? Then it's time to celebrate, because you found it. The **BABY LOCK JUBILANT** sewing machine is ideal for a variety of sewing projects like quilt piecing, smaller home décor and even basic garments. It's a machine that gives you plenty of genuine opportunities to let your creativity shine and be jubilant! Top features include:

- 80 built-in stitches
- Automatic needle threader
- LCS screen
- Quick-set, drop in bobbin
- Free-arm sewing
- Drop feed for free motion techniques

\$499.99
(Can be serviced at KK Sew & Vac, located in Kaukauna, Darboy, and DePere)



We have had this machine, **SPARROW by EVER SEWN 30S**, in the shop for months and have found it to be a reliable little work horse which is quiet, precise, easy to operate, light to carry. Features include:

- Thread cutter button
- Many decorative stitches including numbers & script
- Needle up/down position button
- Auto lock button
- Mirror image button
- Speed limiting adjustment lever
- Memory button
- Stitch length & width adjustment
- LCD screen

\$489.95



Our Clubs are Open to All



THERE'S FUN AT THE QUILT SHOP EVERY DAY OF THE WEEK! !

NEW Club Rules

- ~ Must **call** to reserve your spot.
- ~ **Masks** required – No exceptions.
- ~ Must use **hand sanitizer** upon entry.
- ~ Must follow 6 ft **social distancing**.
- ~ If you are feeling under the weather, please stay home.
- ~ **Thank you** for your understanding and cooperation.



OPEN SEW TUESDAYS

9:00 until 4:30 pm

We will host OPEN SEW TUESDAYS for those that need to get projects done, those that have other projects, and those who just like to sew and meet new friends.

July 7, 21 – August 4, 28 – Sept 1, 16, 30

NOTE: Please see club rules listed above.

UFO CLUB

Tackle that quilting bucket list! This club meets the first Tues of the month. A \$5 membership fee gets you started.

Each month, members hand in a list of projects they hope to accomplish. Completed projects are brought in the next month for show and tell. If you didn't finish, you pay \$5 per unfinished project to the kitty. All money in the kitty will be turned into gift cards to be given to winners drawn at the Oct meeting. JOIN US!!

July 7 – August 4 – September 1

NOTE: Please see club rules listed above.

MONDAY Farmgirl Vintage 2 Club

On Mondays from 9-4:00, Mary runs a Lori Holt "Vintage Club", this time using her Farm Girl Vintage 2 book.

Once again, Lori has knocked it out of the park with her color choices, designs, and creativity. Won't you join Mary and create a once-in-a-lifetime treasure that can be handed down for generations?

NOTE: Please see club rules listed to the left.

WEDNESDAY B.S. CLUB

This club will start up again in July and is limited to SIX spots.

Come to stitch with us and enjoy a little snack. Stay a couple of hours or all day long! Call us ahead of time to reserve your spot! Why don't you give it a try??

July 15 – August 19 – September 16

NOTE: Please see club rules listed to the left.

THIMBLE THURSDAYS

Grab your hand projects ... then head on over for a day of sewing, friendship and LOTS of laughs! You never know what tips you are going to pick up and what projects you just may complete. This is a popular event with embroidery and handwork groups, so come see what all the excitement is about!

NOTE: Please see club rules listed to the left.

SEW PIECEFUL FRIDAYS

Join us for "Sew Pieceful Friday" during our open hours (9:00 am to 5:00 pm) and start out your weekend right. Relax with your friends and/or make new friends! Start those new projects or finish those UFO's.

NOTE: Please see club rules listed to the left.

JULY

2020

Sunday	Monday	Tuesday	Wednesday	Thursday	Friday	Saturday
			1	2 ~Thimble Thurs	3 ~Sew Pieceful Friday	4 CLOSED 
5 CLOSED	6 ~Sr Quilter's Day ~10-4 Vintage Farmgirl Club	7 ~UFO Club 10-11:00 am ~ OPEN SEW TUES 10-4	8	9 ~Thimble Thurs	10 ~Sew Pieceful Friday	11
12 CLOSED	13 ~10-4 Vintage Farmgirl Club	14	15 ~BS Club	16 ~Thimble Thurs	17 ~Sew Pieceful Friday	18
19 CLOSED	20 ~10-4 Vintage Farmgirl Club	21 ~ OPEN SEW TUES 10-4	22	23	24	25
 10th Annual Christmas in July event! 						
26 CLOSED	27 ~10-4 Vintage Farmgirl Club	28	29	30 ~Thimble Thurs	31 ~Sew Pieceful Friday	

AUGUST 2020



Sunday	Monday	Tuesday	Wednesday	Thursday	Friday	Saturday
						1
2 CLOSED	3 ~Sr Quilter's Day ~10-4 Vintage Farmgirl Club	4 ~UFO Club 10-11 am ~OPEN SEW TUES 10-4	5	6 ~Thimble Thurs	7 ~Sew Pieceful Friday	8
9 CLOSED	10 ~10-4 Vintage Farmgirl Club	11	12	13 ~Thimble Thurs	14 ~Sew Pieceful Friday	15
16 CLOSED	17 ~10-4 Vintage Farmgirl Club	18 ~OPEN SEW TUES 10-4	19 ~BS Club	20 ~Thimble Thurs	21 ~Sew Pieceful Friday	22
23 CLOSED	24 ~10-4 Vintage Farmgirl Club	25	26	27 ~Thimble Thurs	28 ~Sew Pieceful Friday	29
30 CLOSED	31					

September! 2020

Sunday	Monday	Tuesday	Wednesday	Thursday	Friday	Saturday
		1 ~UFO Club 10-11:00 am ~OPEN SEW TUES 10-4	2	3 ~Thimble Thurs	4 ~Sew Pieceful Friday	5
6 CLOSED	7 CLOSED 	8	9	10 ~Thimble Thurs	11 ~Sew Pieceful Friday	12 <div style="border: 1px solid black; padding: 5px; width: fit-content;">Tucker University</div>
13 CLOSED	14 ~10-4 Vintage Farmgirl Club	15 ~OPEN SEW TUES 10-4	16 ~BS Club	17 ~Thimble Thurs	18 ~Sew Pieceful Friday	19
20 CLOSED	21 ~10-4 Vintage Farmgirl Club	22	23	24 ~Thimble Thurs	25 ~Sew Pieceful Friday	26
27 CLOSED	28 ~10-4 Vintage Farmgirl Club	29 ~OPEN SEW TUES 10-4	30	<div style="border: 1px solid black; padding: 10px;"><i>Beginning on Sunday, October 4th, we will again be open on Sundays from noon until 3:00 pm.</i></div>		