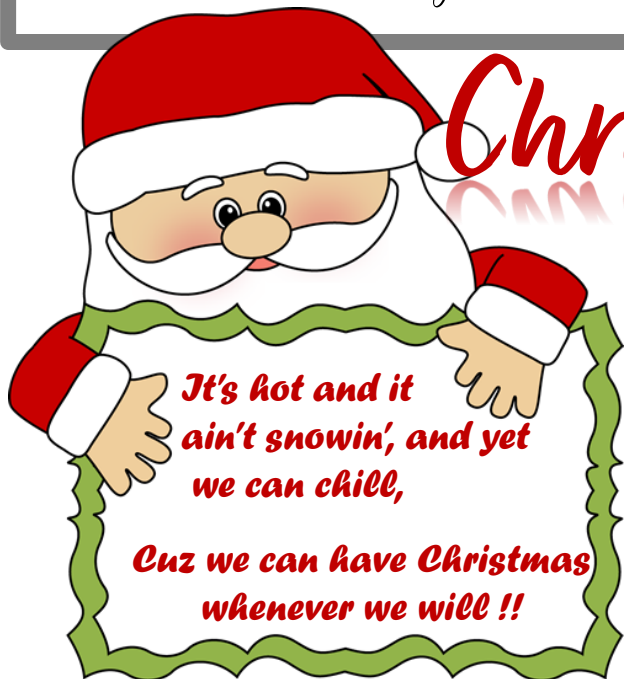


Going to Pieces Quilt Co

July - September, 2023

Quilters never grow old, they just go to pieces!



*It's hot and it
ain't snowin', and yet
we can chill,*

*Cuz we can have Christmas
whenever we will !!*

Christmas in July '23!

July 26 - 29th

Visit all **5** shops from Appleton
to Larsen, to Green Bay, to win!

PRIZES: Grand Prize \$125 in gift cards
Five \$50 gift cards
Five \$25 gift cards

APPLETON

Going to Pieces Quilt Co; Sew 'n Sew

GREEN BAY

My Favorite Quilt Shop; Quilting Divas

LARSEN

Primitive Gatherings



*Time to check out new Christmas fabric,
new holiday samples and kits,
and so many ideas!*

*Join us for specials, treats,
door prizes and sales!!*

YOUR INSPIRATION DESTINATION QUILT SHOP

Over 5000 bolts
Of traditional
to bright fabrics!
Over 2000 patterns!
More notions every day!
Classes!
Ideas!
300+ Samples!

SHOP HOURS

Sunday (Oct-Apr)	12-3:00
Sunday (May-Sept)	Closed
Monday	9:00-5:30
Tuesday	9:00-5:30
Wednesday	9:00-5:30
Thursday	9:00-5:30
Friday	9:00-5:30
Saturday	9:00-3:00

1017 W Northland Ave, Suite A
Appleton, WI 54914
920-882-6430

E-mail:

goingtopiecesquiltcompany
@yahoo.com

Website:

goingtopiecesquiltco.com

FACEBOOK:

Like & follow us on Facebook!

Instagram:

Like & follow us on Instagram!

Customer Appreciation Day is Back!!



Together with our neighbor, *The Quilting Connection*, we will be hosting a BBQ Party for our loyal customers as a **THANK YOU** for your continued support. Chef Jeff will do the honors at the grill and WHBY will be broadcasting on site. Meals will be served in the classroom, with great sales, awesome specials, door prizes, and treats in the shops. This is a fun day for all! Please join us

Mary, Joanne, Angie & Staff

A graphic for a BBQ party. It features two strings of red and white checkered bunting at the top. Below the bunting, the text 'BBQ' is written in large, bold, dark brown letters, with 'BACKYARD PARTY' in smaller, red, bold letters underneath. To the right of the text are illustrations of a red charcoal grill with a lid, a wooden fork, and a wooden spatula. The grill is shown with orange flames and white smoke rising from it. The entire graphic is enclosed in a black border.

BBQ
BACKYARD PARTY

FRIDAY SEPTEMBER
22

11:00–1:00


*Going to Pieces &
The Quilting Connection*



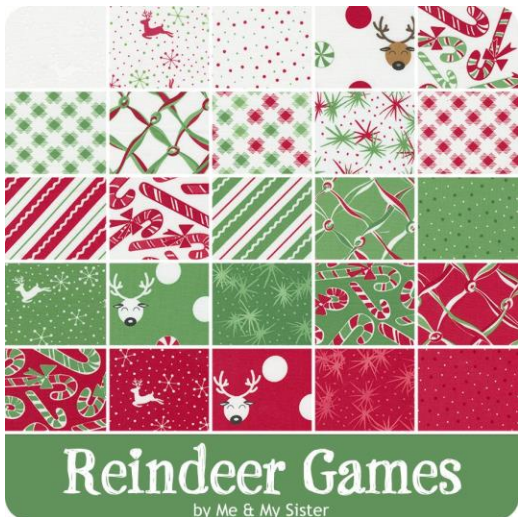
Some of our Latest Christmas Lines



Blizzard Blues by Moda



Shoppes on Main by Moda



Reindeer Games by Me & My Sister



Holly Jolly by Moda




Favorite Things by Moda



Holidays at Home by Moda





Snowfolks by Marcus



Christmas Shimmer

Fabric Collection by Jennifer Ellory for P&B Textiles



Christmas Shimmer by P&B

Congratulations

April Showers Event Winners:

- Deb Johnson \$25 gift card
- Roxann Nickasch \$25
- Beth Petrie \$25
- Patty VandenHeuvel \$25
- Jan Wittkopf \$25

May Flowers Event Winners:

- Theresa Aavang \$25 gift card
- Linda Babler \$25
- Terri Humphrey \$25
- Linda Trevarthen \$25
- Mary Vandenberg \$25



We have the book and fabrics from Lisa Bongean's latest fabric line, "Rustic Gatherings".

Rustic Gatherings by Moda



Marsha's Monthly Bag Class!

AUNTIES TWO PATTERNS

BIG Sebago Tote



Sample made from Hoffman CA Fabrics Batiks

Website: auntiestwo.com email: info@auntiestwo.com
Copyright 2013 Pattern Number AT204

JULY BAG:

Sebago Tote

Wednesday, July 12
10-2:00 pm

Using the Sebago Tote sewing pattern from Aunties Two, Marsha will help you create this large over the shoulder bag with four pockets.... Great for the beach, shopping, groceries, travel, you name it!

Quick to make with pre-quilted fabric. (You will need one yard of quilted fabric, purchased or home made).

Class: \$20.00

Clam Up

ZIPPED POUCHES



Includes coupon for \$5 Add-On Video Tutorial

- Extra easy and fun to make
- Pouches in five sizes open wide for easy access



by **annie.com**
...what's in your bag?

Store and carry all your treasures

Catch All Caddy 2.0



Include coupon \$5 Add-On Video Tutorial

- Sturdy and portable
- Expanding interior dividers
- Lots of exterior pockets
- Comfy padded handles

by **annie.com**
...what's in your bag?

Organize all your sewing



SEPTEMBER BAG:

Catch All Caddy

Saturday, September 23
9:30-2:00 pm

You'll love this sturdy caddy with lots of easy-to access slip pockets and dividers to hold and organize all your supplies! This, as well, would make a wonderful gift!

Six slip pockets on the exterior provide easy access to tools and supplies and a zippered pocket on one end keeps personal items safe and secure! Marsha will be there to guide you through the sewing process!

Finished caddy measures approximately 7" H x 12-1/2" W x 6-1/2" D.

Class: \$25.00

AUGUST BAG:

Clam Up

Wednesday, August 9
10-1:00 pm


Carry your accessories in style when you make the zippered pouches in the **Clam Up Sewing Pattern**. It offers five sizes that are perfect for carrying thread, make-up, etc, and is perfect for a special gift! This bag has a wide opening for easy access. Join Marsha and have some fun making one or many!

Finished sizes:

- Extra Small - 2.625" x 2.75" x 3.5"
- Small - 3.375" x 3.5" x 4.5"
- Medium - 4" x 4.5" x 5.5"
- Large - 4.625" x 4.875" x 6.5"
- Extra Large - 5" x 5.5" x 7.5"

Class: \$15.00

Classes



Yellow Brick Road

FOUR Wednesday evenings from 5:30 until 8:00 pm
September 20 & 27; October 4 & 11

A great quilting class for beginners!

Grab a handful of fat quarters and you're on the road to a fun quilt! Eash and every "Yellow Brick Road" quilt looks like a different pattern was used. It's amazing!

Don't know what a fat quarter is? Haven't learned the correct way of squaring, measuring, cutting, piecing, and pressing your fabric? Learn these techniques and more from Mary in this beginner class!

This is a very popular class that fills up fast. Please call or stop in early to secure a spot!

Class: \$50.00

No! My quilt is not finished & I'd appreciate it if you'd stop using the "F word" in my sewing room!

Luxe Throw Class

Wednesday, August 23 5-8:30 pm

Join Joanne and make a "Luxe Throw" that will be the favorite of the whole family! This is also a MUCH appreciated gift!! Approximately 58" by 70" and using Shannon's soft and fluffy fabrics, you will be prepared for the cold weather ahead (sorry)!

Class: \$15.00



Reminder: We are closed on Sundays until October 1

In order to give our staff and customers a day to enjoy our beautiful Wisconsin summer with family and loved ones we will again be CLOSED ON SUNDAYS until October 1.

Class offerings for the summer have been scaled down for the same reason 😊. We thank you for your continued support as our shop keeps growing and growing and growing! Enjoy your summer, wherever you may be!

Classes

CLASS POLICIES:

All classes must be paid for at the time of sign up.

Should you decide to cancel before the class, you will receive an in-store credit. If the class is cancelled due to low attendance, you will receive your choice of either an in-store credit or full refund.

We try to never cancel a class but sometimes this is beyond our control. *Thank you for your understanding!*

Wool Hand Applique

Thursday, September 14 & 28 5-8:00 pm

In this 2 evening class, you will learn how to hand applique on wool with Kim. You will be making this beautiful 7.75 x 10" mat called "Fall Fling" by Granny's Legacy, just in time for your Fall décor!

Kim will teach you several different stitches as you complete this wonderful piece. Hand Applique is a great craft to learn. It's portable! Take it on a road trip, to the lake, watching TV, as you keep your hands busy!

Kit is \$35.50

Class: \$20.00



Snowman Applique Towel

Join Joanne

in October and start a holiday project. After making your first, you'll want one for family and friends!

Learn all the tricks to machine applique. This is instant gratification at it's best!


Free Motion Quilting

Wednesday, September 27 9:30-1:00 pm

Free Motion Quilting! This a skill that takes lots of practice but it finishes your quilt and holds it all together. Aside from the practical side, it can also enhance your beautiful quilt, table runner, etc.

Join Joanne and learn free motion quilting techniques. You will be given a practice panel with batting and backing, plus one spool of washaway thread. This skill is a must for all quilters!

Class: \$45





Advanced Paper Piecing!

Tuesdays, September 12 & 19 10-4:00 pm

Take paper piecing to the next level. We will use the pattern, "Tuscan Wonky Houses". Everyone will pick their own fabrics. Let your imagination inspire you for a fall, winter, beach, or "Tuscany" color scheme. Join Heidi on this Tuscan adventure!

Class: \$35 Pattern Required: \$15



Autumn Harvest

by Maywood Studio

We have kits cut using the pattern, "Autumn Harvest Panel Play" and the Autumn Harvest fabrics. Kit includes pattern, top, and binding fabric (plus backing for the pillow and table runner) for all 4 projects shown on the right. If you are not familiar with Maywood flannel, it is the softest and washes well. Some samples are already in the shop. Watch for the others to arrive in the near future!



Pumpkin Applique Towel

Thursday, September 13 5-8:30 pm

This adorable pumpkin towel can be hanging in your kitchen this Fall! Joanne will teach you the ins and outs of machine applique, a technique that is easy and very satisfying. When friends and family visit, they'll want one, too!

Class: \$35.00 (kit included)



*When life gives you "scraps",
Make a quilt or an appliqued pumpkin towel!*

UFO CLUB

Tackle that quilting bucket list! This club meets the first Tues of the month. A \$5 membership fee gets you started.

Each month, members hand in a list of projects they hope to accomplish. Completed projects are brought in the next month for show and tell. If you didn't finish, you pay \$5 per unfinished project to the kitty. All money in the kitty will be turned into gift cards to be given to winners drawn at the Oct meeting. JOIN US!!

July 11 - August 8 - September 5



Thank you for following
Club and Class rules:

~ Masks are not required; however, if you are unvaccinated or autoimmune compromised, we urge you to wear a mask.

~ If you are feeling under the weather, please stay home.

OPEN SEW TUESDAY

9:00 until 4:30 pm

We will host OPEN SEW TUESDAYS for those that need to get projects done, those that have other projects, and those who just like to sew and meet new friends.

July 11 & 25
August 8 & 22
September 5 & 19

SR QUILTERS (60+ yrs)

WHAT'S GREAT ABOUT BEING OVER 60??
First Monday of the month – Receive double punches for your purchase of regularly priced merchandise!!

OPEN SEW WED & FRI

9:00 until 4:30 pm

We will host OPEN SEW DAYS for those that need to get projects done, those that have other projects, and those who just like to sew and meet new friends. Check calendar for verification.

RED BAG SATURDAY

On the third Saturday of each month, it's "Red Bag Saturday" at our shop. On these Saturdays, surprise discounts will be announced. If you have a GOING TO PIECES REUSABLE RED BAG you are eligible for the discount!
Get yours today! \$3.95

THIMBLE THURSDAY



Grab your hand projects ... then head on over for a day of sewing, friendship and LOTS of laughs! You never know what tips you are going to pick up and what projects you just may complete. This is a popular event with embroidery and handwork groups, so come see what all the excitement is about! The ladies are at the shop from noon until 4:00 every Thursday.

GOING TO PIECES QUILT CO
is a drop off site for Project Linus donations. This wonderful organization is responsible for providing many, many children with something to hold onto when life seems to have failed them.

Project Linus
Providing Security
Through Blankets

PLEASE NOTE:

DO NOT LEAVE DONATIONS AT EITHER DOOR WHEN WE ARE NOT OPEN. SADLY, THERE HAVE BEEN THEFTS IN OUR AREA. We will accept any donations during open hours.

Thank you.

Great Portable, Reliable Sewing Machines!

Want a machine that's a jack-of-all trades yet small enough to take on the road, to a class or even to a friend's house? Then it's time to celebrate, because you found it. The **BABY LOCK JUBILANT** sewing machine is ideal for a variety of sewing projects like quilt piecing, smaller home décor and even basic garments. It's a machine that gives you plenty of genuine opportunities to let your creativity shine and be jubilant!

Top features include:

*80 built-in stitches * Automatic needle threader * LCS screen * Quick-set, drop in bobbin * Free-arm sewing * Drop feed for free motion techniques*

\$599.99

(Can be serviced at KK Sew & Vac, located in Darby and DePere)



We have had this machine, **SPARROW by EVER SEWN 30S**, in the shop for months and have found it to be a reliable little work horse which is quiet, precise, easy to operate, light to carry.

Features include:

*Thread cutter button * Many decorative stitches including numbers & script*

** Needle up/down position*

** Auto lock button*

** Mirror image button*

** Speed limiting adjustment lever * Memory button*

** Stitch length & width adjustment * LCD screen*

\$499.99



Name (optional) _____

Phone (optional) _____

What class(es) would you like to see us offer?

What is your preferred time for class offerings?

Please return this to the shop, or email your ideas to goingtopiecesquiltcompany@yahoo.com. We are always looking for ideas and welcome your input.



PLEASE NOTE: Masks are no longer required to enter our shop; however, we strongly advise wearing one if unvaccinated or autoimmune compromised. If ill, please stay home. We thank you.

July 2023

Sunday	Monday	Tuesday	Wednesday	Thursday	Friday	Saturday
						1
2 CLOSED	3 ~Sr Quilter's Day	4  CLOSED	5	6 Thimble Thurs	7 Open Sew	8
9 CLOSED	10	11 ~UFO Club 10-11:00 am Open Sew	12 ~ Sebago Tote Class 10-2:00	13 Thimble Thurs	14 Open Sew	15 RED BAG SATURDAY
16 CLOSED	17	18	19 Open Sew	20 Thimble Thurs	21	22
23 CLOSED	24	25 Open Sew	26 Open Sew	27 Thimble Thurs	28 Open Sew	29
						
30 OPEN	31					


JULY QUILTING TIP . . . Read directions first, cut later. To help avoid mistakes down the line, always read the complete cutting instructions before you begin. **Make the most of your yardage.** Cut out the larger shapes before turning to the smaller ones. **Remember: MEASURE TWICE, CUT ONCE!** Make sure your rotary cutter is sharp and always ready to go. Replace blades as needed for a crisp, precise cut. We carry **OLFA ROTARY CUTTERS** in several sizes, as well as, replacement blades.





August 2023

Sunday	Monday	Tuesday	Wednesday	Thursday	Friday	Saturday
<p>AUGUST QUILTING TIP...SAVE THOSE SCRAPS!! Every time you finish a project, cut 5 inch squares with the scraps. Also save any left over charm pack squares. In order to make a queen-sized quilt using 5-inch fabric squares, you need a minimum of 336 squares. Scrappy quilts are GORGEOUS and ONE OF A KIND.</p> <p>We challenge you to put your squares in a bag and pull blindly instead of pre-planning your color placement. You won't be disappointed 😊</p>			2 Open Sew	3 Thimble Thurs	4 Open Sew	5
6 CLOSED	7 ~Sr Quilter's Day	8 ~UFO Club 10-11:00 am Open Sew	9 ~ Clam Up Class 10-1:00	10 Thimble Thurs	11 Open Sew	12
13 CLOSED	14	15	16 Open Sew	17 Thimble Thurs	18 Open Sew	19 RED BAG SATURDAY
20 CLOSED	21	22 Open Sew	23 Open Sew ~Luxe Throw Class 5-8:30	24 Thimble Thurs	25 Open Sew	26
27 CLOSED	28	29	30 Open Sew	31 Thimble Thurs		





September 2023

Sunday	Monday	Tuesday	Wednesday	Thursday	Friday	Saturday
<p>SEPTEMBER SEWING TIPS... Remember to pamper your sewing machine(s)! A clean and maintained machine is a happy machine. Brush off excess lint. Clean needle and needle plate with a fine-point brush. Wipe feed dogs and the bobbin area with a brush. Replace bobbin when needed. Clean the bobbin and spool hub with a brush. AND MAKE SURE TO HAVE IT SEERVICED ONCE A YEAR. Your machine thanks you 😊</p>					1	2
3 CLOSED	4 CLOSED 	5 ~UFO Club 10-11:00 am Open Sew	6 Open Sew	7 Thimble Thurs	8 Open Sew	9
10 CLOSED	11 ~Sr Quilter's Day	12 ~Advanced Paper Piecing 10-4:00 (1/2)	13 Open Sew ~Pumpkin Applique Towel 5:30-8:30	14 Thimble Thurs ~Wool Hand Applique Class 5-8	15 Open Sew	16 RED BAG SATURDAY
17 CLOSED	18	19 Open Sew ~Advanced Paper Piecing 10-4:00 (2/2)	20 Open Sew ~Yellow Brick Road 5:30-8	21 Thimble Thurs	22  CUSTOMER APPRECIATION Day!	23 ~Catch All Caddy Class 9:30-2:00
24 CLOSED	25	26	27 Open Sew ~Free Motion Quilting 9:30-1:00 pm ~Yellow Brick Road 5:30-8	28 Thimble Thurs ~Wool Hand Applique Class 5-8	29 Open Sew	30

