



Going to Pieces Quilt Co

Quarter 1

January - March, 2025



Quilters never grow old, they just go to pieces!

Dear Friends,

As 2024 comes to a close and we begin 2025, it's time to reflect back on the year we had at the shop. What a great year it was! We've made more quilting friends, added more classes, have had many more open sew days and enjoyed the expanded space.

Our wonderful neighbors, **The Quilting Connection**, have been a blessing for both of our businesses and we continue to enjoy their friendship. Angie and Rick and their crew are so awesome!

Our sales continued to grow in 2024. With that, we've been able to continue to add fabric lines and more shop samples. We definitely have over 5000 bolts of fabric!

As we plan 2025, we will be holding events, retreats, new classes, and sew alongs. We hope you'll all enjoy and take part in some of these events. It's going to be a fun year. Look forward to more videos in 2025 as well, and helpful hint videos on Facebook and Instagram!

We still have the best staff around and are so proud of all of them. We had to say goodbye to Lisa Dohr working the shop, but she continues to sew samples for us. We hired Dianne Calcaterra to work the shop and she's been a great addition. We also have Ann Staeven, an awesome and skilled teacher, to lead an embroidery class. Machine embroidery is new to our class offerings, and for those of you with embroidery machines, you're going to love it! Riley Blake has developed embroidery designs and they are beautiful! The first one will be starting in February. Make sure to check it out.

Follow me on Facebook. I enjoy sharing my morning sewing adventures from my sewing and quilting room and hope you all do as well. From all the comments and likes, I think you do!

Now as I close this letter, please know we wish you all the best of everything in 2025. Here's to good health, happiness and prosperity to all our quilting friends! We know 2025 is going to be a wonderful year in quilting!

Mary, Joanne and the GTP staff

YOUR INSPIRATION DESTINATION QUILT SHOP

Over 5000 bolts
of traditional
to bright fabrics!
Over 1000 patterns!
More notions every day!
Classes!
Ideas!
250+ Samples!

SHOP HOURS

| | |
|-------------------|-----------|
| Sunday (Oct-Apr) | 12-3:00 |
| Sunday (May-Sept) | Closed |
| Monday | 9:00-5:30 |
| Tuesday | 9:00-5:30 |
| Wednesday | 9:00-5:30 |
| Thursday | 9:00-5:30 |
| Friday | 9:00-5:30 |
| Saturday | 9:00-3:00 |

1017 W Northland Ave, Suite A
Appleton, WI 54914
920-882-6430

E-mail:

Goingtoplevelsquiltingcompany
@yahoo.com

Website:

goingtoplevelsquiltingco.com

FACEBOOK:

Like & follow us on Facebook!

Instagram:

Like & follow us on Instagram!

NEW

Beginning in February!

NEW


Riley Blake
DESIGNS®
Machine Embroidery

Ann Staeven, award winning quilter, embroiderer, and fabric artist, will be leading an embroidery group beginning in February! The design will be "**Home Town Quilt**" by Lori Holt, using Riley Blake fabrics and machine embroidery.

This class will be the **FIRST WEDNESDAY** of each month from 9:00 until 1:00. Each class is \$5.00 and seats are limited. **COST of the kit is \$293.95 up front.** We will be making a wall hanging.

This is your chance to be taught by the best, while creating a lovely quilted design to be cherished for years.

Sign up now and begin a fun filled journey with Ann.

Note: you must have an embroidery machine and know how to use it.



HOME TOWN QUILT

By Lori Holt of Bee in my Bonnet

Wall Quilt: 37 1/2" x 42"
Lap Quilt: 55 1/2" x 63"
Stitchable Area: 6x10 or 8x12

Formats Include:
DST, EXP, HUS, JEF, PES, VIP, VP3, XXX

USB Inside!



January 20 – 25, 2025

You are cordially invited to help celebrate Fourteen Years with us . . .

Going to Pieces Quilt Co

and Three Years as . . . The Quilting Connection

Going to Pieces Quilt Co:

Register for a door prize drawing for up to \$100 gift card!

Spend \$75 or more and be entered into a drawing for \$500 gift card!

The Quilting Connection:

One FREE lesson on the LONGARM!

Stop in during our celebration and check out how **YOU** can win one of these awesome prizes!!!

Also.....drawings for gift cards at the end of the week!



Snowman Dash 2025

February 19 - 22

Pick up a stamp card at any of the shops listed to take part in this quick and fun dash! Your stamp card will include addresses, phone numbers and directions of all the shops for your convenience.

Snowman patterns will be available at each shop.

Have your card stamped at each shop visited and simply leave it at the last shop you visit. Your name will then be included in the drawings for gift cards from all five shops!!

GOING TO PIECES - Appleton

KK SEW N VAC - DePere ONLY

PRIMITIVE GATHERINGS - Larsen

QUILTING DIVAS - Green Bay

SEW N SEW - Appleton

Clam Up Class

Tuesday, February 4

4:00 until 8:00 pm

Looking for a small pouch to store those odds and ends? Need a place for stray clips? Want to organize those weekend travel essentials?

Look no further! CLAM UP – a ByAnnie.com pattern class is here! Join Sue as she teaches how to make these adorable and functional clamshell pouches. Choose from 5 sizes (XS to XL).

NOTE: Fabric must be quilted prior to class. See pattern for details.

Class: \$30.00

Clam Up

ZIPPERED POUCHES



Includes
coupon for
**\$5 Add-On
Video
Tutorial**

- Extra easy and fun to make
- Pouches in five sizes open wide for easy access

by **annie.com**
...what's in your bag?

Store and carry
all your treasures

Kindness is like snow . . .
It beautifies everything it covers !!

Textured Landscape "Painting" with Fabric

by Kathy Keene



Textured Landscape "Painting" with Fabric "A Winter Barn"

Saturday & Sunday, March 8 & 9
9:00 until 4:00 each day

Join Kathy Keene and learn the ins and outs of beautiful landscape "painting" using a variety of fabrics and no sewing. Your finished product will look like a watercolor painting! This class will feature the peaceful barn scene shown on the right. Her sample will be at the shop for you to view. **SAVE THE DATES** and see what you can create! Class size is limited to 10.

Class is \$125
(kit is provided)



Textured Landscape "Painting" with Fabric "A Basket of Flowers For You"

Saturday & Sunday, April 26 & 27
9:00 until 4:00 each day

Think Spring! Join Kathy Keene and learn how to create this beautiful landscape "painting" using a variety of fabrics. No sewing is involved. Your finished product will look like a watercolor painting! This class is spring inspired and will be a favorite project for many years. Sample on the left.
Class size is limited.

Class is \$125
(kit is provided)



Yellow Brick Road Class

**FOUR Wednesday evenings from 4:30-7:30
February 26 – March 5, 12, and 19**

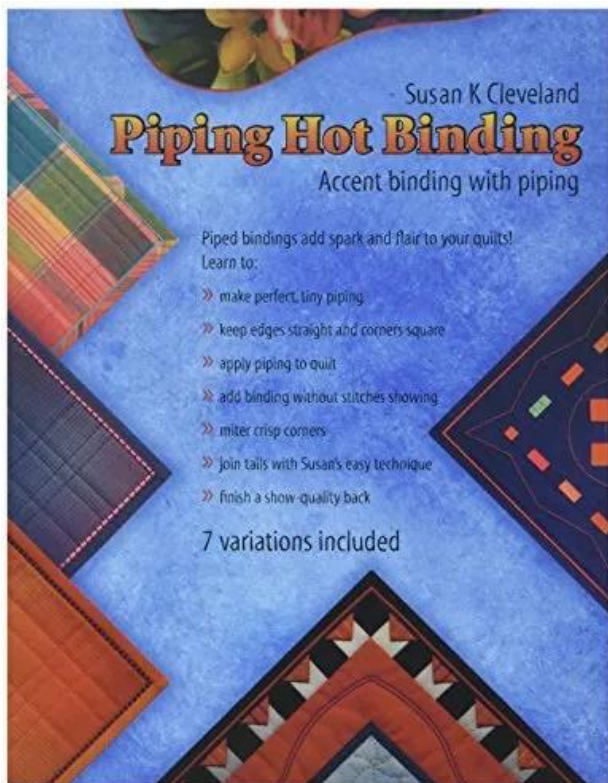
A great quilting class for beginners!

Grab a handful of fat quarters and you're on the road to a fun quilt! Each and every "Yellow Brick Road" quilt looks like a different pattern was used. It's amazing!

Don't know what a fat quarter is? Haven't learned the correct way of squaring, measuring, cutting, piecing, and pressing your fabric? Learn these techniques and more from Joanne in this beginner class!

This is one of our most popular classes and it fills up fast. Please call or stop in early to secure a spot!

Class: \$60.00



Piping Hot Binding Tool

Thursday, February 13 4-7:30 pm

Piped binding adds flair to your quilts! The "Piping Hot Binding Tool" makes perfect, tiny piping. Learn to keep edges straight and corners square, apply piping to quilt, add binding without stitches showing, miter crisp corners, join tails with an easy technique, and finish show quality work!

Join Joanne and learn to sew the perfect piping! You will make a small sample in class.

**Class: \$30.00 (includes kit)
You need to purchase the ruler.**

Some of our best
friends are flakes!



Classes

A Place for Everything

Tuesday, February 25 3:00 – 5:00 pm

(This is an instructional day to teach you the pre-work needed for the 2 day class)

Tuesday, March 25 and

Wednesday, March 26

9:00 – 5:00 both days

(This is a 2 day class)

This spacious organizer stores and carries tools and supplies, providing visibility and easy access to all. The bag features handles and an adjustable/detachable carrying strap along with two removable pocket pages with mesh or vinyl pockets in a variety of styles.

Abundant pockets in a variety of styles are the key to ensuring that there is a place for everything... and that everything is in its place!

The case measures about 10"H x 14"W x 5½"D when closed. Inside are two removable pages, each measuring 13"H x 20"W.

Join Sue to make a bag you will love forever! Check out Mary's sample on the right and in the shop.

Class: \$100

(18 hours of instruction)



New & improved!

A Place for Everything 2.0



Two removable pages with vinyl or mesh pockets on all sides

Includes coupon for \$5 Add-On Video Tutorial

• Bag features exterior and interior pockets

• Carry easily with attached handles or adjustable, detachable strap

Organize, store, and carry it all!

by **annie.com**
... what's in your bag?



When Things Come Together, it is Magical!!

Marsha's Bag Classes

ULTIMATE TRAVEL BAG 2.0

Wednesday, January 29 – 1:00-3:00 **Prep – Demo Class** (Class for straps, zippers and bindings)
Tuesday, February 11 – 9:00-4:00
Wednesday, February 12 – 9:00-4:00



This bag is an ULTIMATE TRAVEL BAG and this is **NOT A BEGINNER CLASS**. At the class on Jan 29th, you will be shown how to make the straps, zippers, bias binding. Take notes and pictures. If you choose, you can use cotton or nylon strapping and we can probably order for you. You are given two weeks to make the straps, bias binding, quilt, cut and label your fabrics. If you have questions, please call the shop. You may have a favorite longarmer to help you out. We have people at the shop who can help you, as well. Make sure to seal your quilted edges by sewing 1/8". All prep work must be done at class time. If not, it is up to you to catch up. The rest of the class will continue on. Please come a little early so we can start on time.
Class: \$90.00

City Bags: DOWNTOWN

Saturday, January 18 – 9:30 until 5:00

This little bag is just right for a night on the town or a day of shopping. Makes a perfect lunch bag, too! The pattern comes in 3 sizes, and you can choose which size you want to make. The shop sample is the small size. It's a fun and easy bag to make, perfect for the beginner bag maker. Choose some funky fabric and have fun with it! There is very little prep work, which you will find when you sign up for the class and get you class requirements.
Class: \$35.00



Sidekick

SADDLEBAG ORGANIZER

Life is too short to have boring bags!

SIDEKICK

Saturday, March 1 & Sunday, March 2 – 9:00 until 4:00

This is your hands-free companion! Convenient and easy to attach. Double sided design with abundant pockets, this organizer is great with walkers, on chairs or couches, and more! It has quick and easy access to the day's essentials and is perfect for the quilter, hand sewer, knitter or crocheter, or anyone who loves organization!
Class: \$50.00




- Your hands-free companion!
- Convenient and easy to attach
- Double-sided design with abundant pockets
- Use with walkers, chairs, and more

by **annie.com**
 ...what's in your bag?

Quick & easy access to the day's essentials!

Classes



Quilty Stars

(Using Half Square Triangles)

Wednesday, February 19 4:30-8:00

Join Mary and learn to make the PERFECT half square triangles. The “Tucker Trimmer” is a must have to be a successful quilter. Learn how to use it so it can start helping you!

This new star quilt pattern was inspired by those scraps we all love to stash. Quilty Stars quilt pattern includes instructions for a scrappy background or a solid background as shown.

All the quilt sizes

Quilty Stars includes instructions for baby, throw, twin and king size. Fat quarter, fat eighth and charm friendly

The “Tucker Trimmer” ruler and pattern are required for this class.

Class: \$25



Beginning Free Motion Quilting Class


Sunday, February 2 Noon until 4:00pm

Free Motion Quilting! This is a skill that takes lots of practice but it finishes your quilt and holds it all together. Aside from the practical side, it can also enhance your beautiful quilt, table runner, etc.

Join Joanne and learn free motion quilting techniques. In class you will be given a practice panel (on right) with batting and backing.

This skill is a must for all quilters! Supply list given upon sign up.

Class: \$45



Snowflakes are one of nature's most fragile things, but look what they can do when they stick together!




Table Topper of the Month!

Each month, Heidi will feature a TABLE TOPPER kit from the book, "Table Toppers for All Seasons". This is a great way to get motivated and make adorable table toppers that you keep promising yourself you will do!

There are only 11 kits for each Table Topper, so hurry! The book is \$12.99. The kit prices will vary, depending on the fabric required.



Snowmen fall from heaven,
unassembled . . . , just like fabric!!



Wonder Curve Ruler

Thursday, January 30 5:30-7:30

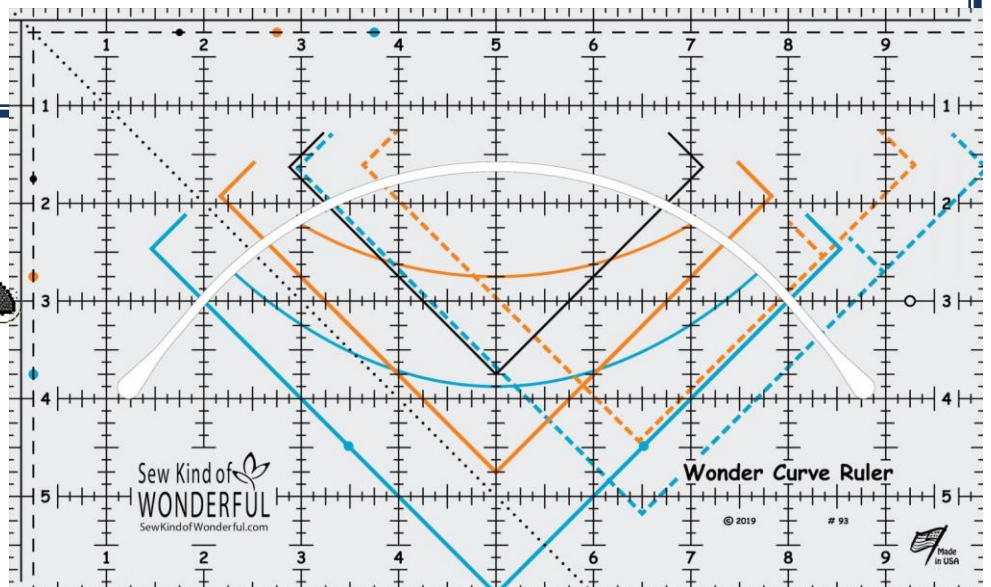



Introducing the newest curved piecing tool from Sew Kind of Wonderful . . . **Wonder Curve Ruler™ (WCR)** This 6" x 10" piecing ruler has colored lines and markings which makes it wonderfully simple to use while making a combination of curved blocks which are used repeatedly in WCR Patterns!

The three bold colored lines also make it easy to scale a block larger or smaller just by aligning fabric with the different colors and marks.

Join Heidi and learn how to use this new, exciting ruler! She has a sample using the **Wonder Curve Ruler** hanging by the email sign up desk and is shown above. Check it out!!

Class: \$20.00





Dahlia by Laundry Basket



Grand Haven by Moda

Snowman Wisdom

Stand Tall * Be Cool * Accessorize

Smile * Go Outside

Make People Happy Just by Being YOU!!



Piece & Plenty by Riley Blake

New Fabrics!!



Laguna Sunrise by Moda



Northcott Bear's Den




*Northcott City Harbor
(fabric & panel available)*



Northcott Stonehenge Surface

108" WIDE FABRIC

Have you checked out our ever growing collection of 108" wide fabric? It's perfect for a backing for your quilt. No piecing!





QUILT SEEDS KITS!

The Piece & Plenty Quilt Seeds Patterns by Lori Holt of *Bee in my Bonnet* is a pattern series of 4 different basket quilt blocks filed with bright flowers.

Each seed packet/kit has instructions to make 1 block. A paper pattern is included in each packet/kit, along with the fabric. No templates are required. Each block finishes at 24" x 30" and uses traditional piecing techniques.

Collect all 4 of these beautiful seed packets in their keepsake packaging. Optional quilt finishing instructions will be included in each packet/kit. Seed packet size is approximately 6 1/2" x 9 1/2".

Watch for kits and samples in our shop!



UFO CLUB

Tackle that quilting bucket list! This club meets the first Tues of the month. A \$5 membership fee gets you started.

Each month, members hand in a list of projects they hope to accomplish. Completed projects are brought in the next month for show and tell. If you didn't finish, you pay \$5 per unfinished project to the kitty. All money in the kitty will be turned into gift cards to be given to winners drawn at the Oct meeting. JOIN US!!

January 7 - February 4 - March 4

OPEN SEW TUESDAY

9:00 until 4:30 pm

We will host OPEN SEW TUESDAYS for those that need to get projects done, those that have other projects, and those who just like to sew and meet new friends.

January 7, 21
February 4, 18
March 4, 18

OPEN SEW WED & FRI

9:00 until 4:30 pm

We host OPEN SEW DAYS for those who just like to sew and meet new friends or complete a project or two.

NOTE: PLEASE CHECK CALENDAR FOR VERIFICATION because we have taken some days for classes.

THIMBLE THURSDAY

Grab your hand projects ... then head on over for a day of sewing, friendship and LOTS of laughs! You never know what tips you are going to pick up and what projects you just may complete.



This is a popular event with embroidery and handwork groups, so come see what all the excitement is about! The ladies are at the shop from noon until 4:00 every Thursday.

Thank you
for following
Club and
Class rules:



~ Masks are not required; however, if you are autoimmune compromised, you may want to wear a mask.

~ If you are feeling under the weather, please stay home.

SR QUILTERS (60+ yrs)

WHAT'S GREAT ABOUT BEING OVER 60??

First Monday of the month – Receive double punches for your purchase of regularly priced merchandise!!

RED BAG SATURDAY

On the third Saturday of each month, it's "Red Bag Saturday" at our shop. On these Saturdays, surprise discounts will be announced. If you have a GOING TO PIECES REUSABLE RED BAG

you are eligible for the discount!

Get yours today! \$3.95

CLASS POLICIES:

All classes must be paid for at the time of sign up.

Should you decide to cancel before the class, you will receive an in-store credit. If the class is cancelled due to low attendance, you will receive your choice of either an in-store credit or full refund.

We try to never cancel a class

Quilt Retreats – 2025

*You, too, can become a member of our
GTP QUILT SQUAD!*

February 21, 22, 23

March 21, 22, 23

*Spend three days in our beautiful classroom,
sewing and laughing, as you begin a new project
or finish an old one (or more!). Our retreats have
been popular and fill up fast!*

*Each night you go home to your own bed and
some much needed rest. And each morning you
return to keep on sewing with
no interruptions!*

*\$60 and a dish to pass and snack to share.
Fri 9-9:00 - Sat 8-9:00 - Sun 8-2:00*



Winners!

Carole Haggstrom - \$25 gift card
Mary Ann Legler - \$25 gift card



G.T.P. Winners!

Kris Anthony - \$50 gift card

Lois Fischer - \$35 gift card

Barb Hill - \$25 gift card
Sharon Olski - \$25 gift card
Elizabeth Panzer - \$25 gift card



Shop Hop Gift Card Winners!

Pam Meulemans – GRAND PRIZE \$125

GOING TO PIECES:

Kay Page - \$50

Laura Nobbe - \$25

KK SEW 'N VAC:

Nicole Van Stippen - \$50

Mary Wielker - \$25

PRIMITIVE GATHERINGS:

Jesse Lundt - \$50

Marilyn Gentry - \$25

QUILTING DIVAS:

Lora Newhouse - \$50

Wendy Nettleton - \$25

SEW 'N SEW:

Marie Kocken - \$50

Theresa Aavang - \$25

January 2025

| Sunday | Monday | Tuesday | Wednesday | Thursday | Friday | Saturday |
|---|--|---|--|--|-----------------------|---|
| | | | 1 CLOSED | 2 Thimble Thurs | 3 Open Sew | 4 |
| 5 OPEN | 6 Open Sew 9-4 ~Sr Quiler's Double Punch | 7 Open Sew ~UFO Club 10-11:00 am | 8 Open Sew | 9 Thimble Thurs | 10 Open Sew | 11 |
| 12 OPEN | 13 Open Sew 9-3 | 14 | 15 Open Sew | 16 Thimble Thurs | 17 Open Sew | 18 RED BAG SATURDAY ~Downtown Bag 9:30-5 |
| 19 OPEN | 20 Open Sew Martin Luther King Day | 21 Open Sew | 22 Open Sew | 23 Thimble Thurs | 24 Open Sew | 25 |
| 14 th Annual ANNIVERSARY CELEBRATION | | | | | | |
| 26 OPEN | 27 Open Sew | 28 | 29 No Open Sew ~Ultimate Travel Bag DEMO 1-3:00 | 30 Thimble Thurs ~Wonder Curve Ruler Class 5:30-7:30 | 31 Open Sew | |



Going to Pieces Quilt Co – 1017 W Northland Ave, Appleton, WI – (920) 882-6430

February 2025

| Sunday | Monday | Tuesday | Wednesday | Thursday | Friday | Saturday |
|---|--|--|--|---|---|-------------------------------|
|  | | | | | | |
| 2 OPEN Ground Hog Day ~Beginning Machine Quilting Class noon-4 | 3 Open Sew 9-2 ~Sr Quilter's Double Punch | 4 Op Sew til 3 ~UFO Club 10-11:00 am ~Clam Up 4-8:00 | 5 NO Open Sew HOMETOWN EMBROIDERY 9-1:00 | 6 Thimble Thurs | 7 Open Sew | 8 |
| 9 OPEN | 10 Open Sew | 11 ~Ultimate Travel Bag 9-4:00 (2 of 3) | 12 NO Open Sew ~Ultimate Travel Bag 9-4:00 (3 of 3) | 13 Thimble Thurs ~Hot Piping Binding Class 4-7:30 | 14 Open Sew  | 15 RED BAG SATURDAY |
| 16 OPEN | 17 Open Sew Presidents Day | 18 Open Sew | 19 Open Sew ~Half Square Triangle-Quilty Stars 4:30-8 | 20 Thimble Thurs | 21 NO Open Sew | 22 |
| <div>SNOWMAN DASH</div> | | | | | | |
| <div>QUILT RETREAT</div> | | | | | | |
| 23 OPEN <div>RETREAT</div> | 24 Open Sew | 25 ~A Place for Everything Introduction 3-5:00 (1 of 3) | 26 Open Sew ~Yellow Brick Rd (1 of 4) 4:30-7:30 | 27 Thimble Thurs | 28 Open Sew | |



Going to Pieces Quilt Co – 1017 W Northland Ave, Appleton, WI – (920) 882-6430

March 2025

| Sunday | Monday | Tuesday | Wednesday | Thursday | Friday | Saturday |
|---|--|--|---|---|--------------------------|------------------------------------|
| |  | | | | | 1 ~Sidekick Bag 9-4 (1 of 2) |
| 2 OPEN ~Sidekick Bag 9-4 (2 of 2) | 3 Open Sew ~Sr Quilter's Double Punch | 4 Open Sew ~UFO Club 10- 11:00 am | 5 NO Open Sew HOMETOWN Embroidery 9-1 ~Yellow Brick Rd (2 of 4) 4:30-7:30 | 6 Thimble Thurs | 7 Open Sew | 8 ~Landscape Painting 9-4 |
| 9 OPEN ~Landscape Painting 9-4 Turn Clocks Ahead! | 10 Open Sew | 11 | 12 Open Sew ~Yellow Brick Rd (3 of 4) 4:30-7:30 | 13 Thimble Thurs | 14 Open Sew | 15 RED BAG SATURDAY |
| 16 OPEN | 17 Open Sew  | 18 Open Sew | 19 Open Sew ~Yellow Brick Rd (4 of 4) 4:30-7:30 | 20 Thimble Thurs  | 21 NO Open Sew | 22 <div>QUILT RETREAT</div> |
| 23 OPEN <div>RETREAT</div> | 24 Open Sew | 25 ~A Place for Everything 9-5:00 (2 of 3) | 26 NO Open Sew ~A Place for Everything 9-5:00 (3 of 3) | 27 Thimble Thurs | 28 Open Sew | 29 |
| 30 OPEN | 31 Open Sew | 1  | 2 NO Open Sew HOMETOWN EMBROIDERY 9-1:00 | 3 Thimble Thurs | 4 Open Sew | 5 |

