

Suitable over concrete or wood subfloors

# QUIETwarmth®

RADIANT FLOOR  
HEAT SYSTEM



## FLOAT

### For Use Under

- Laminate
- Floating Hardwood
- Floating Vinyl Plank (4mm+ thick)
- Floating Tile

### Installation Methods

- Floating

- Available in 120V or 240V
- Low cost energy consumption
- Even heat distribution
- Safer for wood based flooring
- Control with temperature sensing thermostat

**QuietWarmth Film Mat** - QuietWarmth Radiant Heat Film for floating floors uses conductive ink heating elements in a roll out mat format that delivers even, gentle, and energy efficient heat under click-together floating floors.



### THIN DESIGN

Thin design will not raise the floor height.



### ENERGY EFFICIENT

Heats the floor evenly with no hot spots.






### EASY INSTALLATION

Fast and easy installation the same day.



### FITS ANY ROOM

Flexible design for easy installation.  
Length can be cut to fit for customization.



**RADIANT FLOOR HEAT SYSTEM**



**ADVANTAGES**

- There is no easier radiant floor heating system to install. Uses no mortars or self-levelers.
- Will warm the floor and depending on performed heat loss calculations, QuietWarmth can warm the entire room when it is installed in at least 80% of the room's floor.
- Costs less to operate. Even heat distribution allows the QuietWarmth systems to cycle quicker resulting in less energy consumption.

**APPROVED FLOOR COVERING MATERIALS**

- Laminate
- Floated engineered wood
- All vinyl plank (4mm+ overall thickness)
- Cork
- Engineered domestics
- Bamboo

\* Refer to Floor Covering Manufacturer's specifications for compatibility of their product over any radiant heat before installation.

**LIMITATIONS**

- This material shall be installed only by qualified personnel.
- Do not install QuietWarmth Floating Floor heat under carpet, sheet vinyl, glued or nailed wood floors.
- Do not install QuietWarmth Floating Floor heat in walls.
- Use 12 AWG ROMEX only as supply conductors.

**INSTALLATION**


1. Install underlayment.
2. Roll out film mats and route leads to thermostat.
3. Install final floor covering.

\*For complete installation details, refer to the complete installation manual

The QuietWarmth® Floating Floor Heat Film is certified to the highest International standards and comes with **25 Year Limited Warranty.**

**TECHNICAL DATA**

QuietWarmth Floating Floor Heat Physical Properties:  
 Weight..... 1.8 oz/sq.ft /55kg/m2  
 Thickness..... 0.016"  
 Watts Per Square Feet ..... 12W  
 Factory Attached Lead Wires..... 15' lengths



**RADIANT HEAT FILM FOR CLICK-TOGETHER FLOORS**

**Standard Sizes for 120V**

PRODUCT PART #	DIMENSIONS
QWARM1.5X5F120V	1.5x5
QWARM1.5X10F120V	1.5x10
QWARM1.5X166F120V*	1.5x16'8
QWARM3X5F120V	3x5
QWARM3X10F120V	3x10
QWARM3X166F120*	3x16'8
QWARM3X25F120	3x25

**Standard Sizes for 240V**

PRODUCT PART #	DIMENSIONS
QWARM1.5X5F240V	1.5x5
QWARM1.5X10F240V	1.5x10
QWARM1.5X166F240V*	1.5x16'8
QWARM3X5F240V	3x5
QWARM3X10F240V	3x10
QWARM3X166F240*	3x16'8
QWARM3X25F240	3x25

**\* 2-IN-1 SYSTEM ONLY**