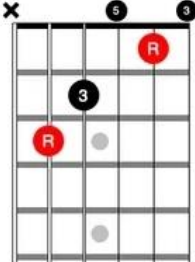


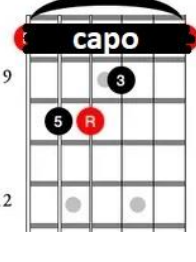
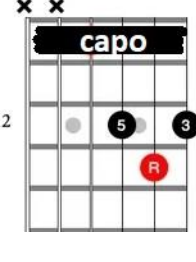


Capo Movement from chord to chord

 <p>C Chord "C" Shape</p>	Place capo at the 3 rd fret to play the C chord with the A shape open chord.	 <p>C Chord "A" Shape</p>	Place capo at the 5th fret to play the C chord with the G shape open chord.	 <p>C Chord "G" Shape</p>	Place capo at the 8th fret to play the C chord with the E shape open chord.	 <p>C Chord "E" Shape</p>	Place capo at the 10th fret to play the C chord with the D shape open chord.	 <p>C Chord "D" Shape</p>
--	---	--	---	---	---	--	--	--

Nut

Up 3

Up 2

Up 3

Up 2

Capo Position

No Capo

3rd Fret

5th fret

8th fret

10th fret

When going from the D shape of a chord to the C shape, move the capo up two frets. If you play a D chord with the open shape then the next available D chord will be in the C shape with the capo at the 2nd fret.

C shape +3 = A shape +2 = G shape +3 = E shape +2 = D shape +2 = C shape