

AGES 8 + | 2 TEAMS

WINNING THE GAME:

Once a team eliminates all of the other team's buckets, they are the tentative winners and the other team gets rebuttal throws. Unless both players from the tossing team get a ball into the last bucket or last two buckets, then the game is over and the tossing team wins.

Each player on the rebuttal team gets to throw until they miss.

If the rebuttal team makes all of the remaining buckets, the game goes into overtime. If not, the tentative winners are now the winners.

Overtime is played the same way as normal gameplay using only three buckets on each side.


USE AND CARE:

YardGames.com Yard Pong sets are made with high strength plastic and are water proof. To prevent damage and wear, store the game indoors and do not leave in the sun for extended periods of time.


Adult supervision is required for children playing this game.

YARD PONG

Instructions



SET INCLUDES:



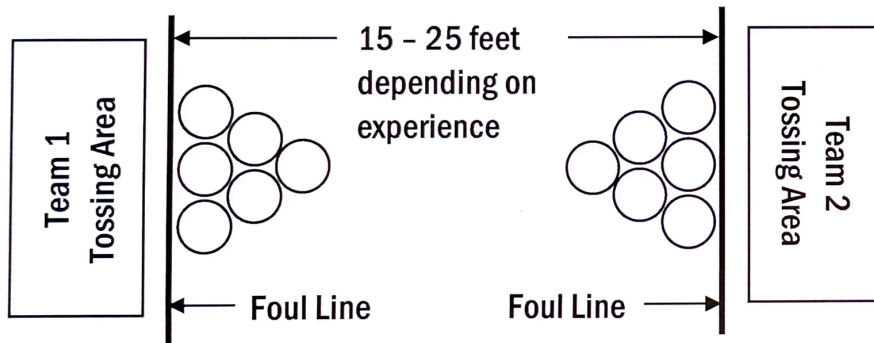
12 X Buckets



2 X Balls

GAME SETUP:

Games start with the below layout of buckets set up 15-25 feet apart based on skill level. Each bucket is filled approximately $\frac{1}{4}$ full of water, sand, or anything to weigh them down.



GAME PLAY:

Teams consist of 1-2 players each. The team with the player whose birthday is closest to today goes first.

Each player from the beginning team throws once, trying to get the ball into the other team's buckets.

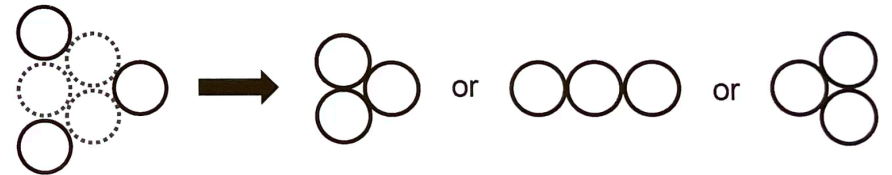
If both players get a ball into different buckets, the buckets are removed and the balls are returned to the beginning team to toss again.

If both players get a ball into the same bucket, the bucket is removed along with one other bucket of the defending team's choosing and the balls are returned to the beginning team to toss again.

If one ball goes into a bucket after both players toss, then the bucket is removed and the next team tosses.

If neither balls go into a bucket after both players toss, then the next team tosses.

Teams are allowed one re-rack per game. For example Team 2 can have Team 1 rearrange their bucket configuration as shown below:



Or for example Team 2 can have Team 1 rearrange their bucket configuration as shown below:

