



4750 Tama St. SE - Cedar Rapids, IA - 52403

Phone Number: 319-377-9999

New Store Hours:

Monday: 10:00 am - 6:00 pm
Tuesday: 10:00 am - 7:00 pm
Wednesday: 10:00 am - 6:00 pm
Thursday: 10:00 am - 7:00 pm
Friday: 10:00 am - 6:00 pm
Saturday: 10:00 am - 5:00 pm
Sunday: 10:00 am - 2:00 pm

Closed Easter, Thanksgiving & Christmas



Newsletter 2022

Effective January 01, 2023

**ALL Returns will be Exchange ONLY
for store credit...No Exceptions**

All returns must be accompanied by an original receipt within 30 days of purchase and merchandise must be in original UNOPENED packaging. Paper, stamps, ink pads and open punches cannot be returned. Thanks for understanding.

Holiday Hours



**Christmas Eve
Hours**
10:00am-1:00pm




**Closed For
Christmas Day**

New Year's Eve Hours

Open New Year's Eve
10:00am-5:00pm
Open New Year's Day
10:00am-2:00pm

Happy New Year!



Specials

All Specials are for in stock merchandise only, Excludes Hold Orders & Classes.

Special orders are still available but will not get a discount.



**December 1st-
December 3rd
10% Off
Scrapmania**



No Reward Punches Given on Gift Cards



**20%
OFF**

**December 4th-December 10th
20% Off All Adhesives**

(Excludes ATG Guns)






**30%
OFF**

December 11th-December 17th

30% Off Everything Christmas

(Excludes Class Kits & Doodlebug Candy Cane Lane Collection)



Styles may vary and special limited to in stock items only.



**20%
OFF**

December 18th-December 24th
All Foil Products Including
Dies & Machines

**20%
OFF**



December 26th-December 31st



10% Off Storewide
Purchases Plus
Reward Punches

(Excludes Gifts Cards, Classes, Hold Orders & Special Orders)

**50%
OFF**

Closeout Special

50% Off Selected Graphic 45 Collection Kits, Paper Pads, Papers and Collection Embellishments

**50%
OFF**

A Proper Gentleman	Come One Come All	Little Woman	Steampunk Spells
Alice's Tea Party	Dreamland	Lost in Paradise	Sun Kissed
Bird Watcher	Elegance	Nutcracker Sweet	Times Nouveau
Blossom	Fruit & Flora	Off to the Races	Twas Night Before Christmas
By the Sea	Garden Goddess	Penny's Paper Doll	Up and Away
Café Parisian	Glorious	Portrait of a Lady	Well Groomed
Catch of the Day	Imagine	Princess	Wild & Free
Children's Hour	Joy to the World	Seasons	Winter Wonderland
Come Away with Me	Let it Snow	St. Nicholas	

2022 Excluded Collections, Papers & Embellishments– Let It Bee, Charmed, Let's Get Cozy & Warm Wishes

Non-Collections Graphic 45 Ribbon, Washi Tape, Flowers and Embellishment Excluded





Free

Sweet Petunia Studio Bag

With the Purchase

of Any Size MISTI

While supplies last, what a great gift for yourself or a crafty friend!



24 Shopping Days

Until Christmas

Santa's Elves are out Filling their
Holiday Shopping Bags
at Scrapmania. So Much to
Choose From!!!! Stop by Today
to Check Out our Gift Shop for
those Holiday Gifts!!



I told you scrapbooking was
exercise...



...we **punch** and **crop** all day!

Scrapmania 22 Hour Crop til you Drop Weekend

Saturday, December 10th-Sunday, December 11th

Cost: \$15.00

Bring a Snack to Share. Meals are on your own.
Extra Private Shopping Hours if you Attend the Crop.

Join us at Scrapmania for a fun 2-day crop with extended private exclusive shopping hours for croppers only! This will be a 2-day crop for only \$15 per person! Please bring a snack to share with the group!

The doors will open at 8:00 am til 8:00 pm on Saturday and will reopen from 8:00 am til 6:00 pm on Sunday, that is 22 hours of crafting, fun, & exclusive private shopping time for croppers! Our Hours will remain the same for shoppers not attending the crop. (Saturday 10:00 am til 5:00 pm and Sunday 10:00 am til 2:00 pm). Croppers will receive a 10% off discount for the whole weekend! Join us in our huge 13,600 sq ft space! Register today before you miss out! The maximum of attendees will be 25, in our huge class area that is 1,100 sq ft. We hope you can join us for the fun! 319-377-9999

NO REFUNDS ON CANCELLATIONS 72 HOURS PRIOR TO THE EVENT! No food is provided. You can register in person or over the phone. If attending with friends, please tell us when registering, so we can seat you at the same table. Doors will not open until 8:00am on both days. We hope you can join us!





Join us at Scrapmania for a CARD SWAP!!

Saturday, January 14th 11:00 am - 1:00 pm

Attendees must pre-register at Scrapmania

Stop by the store or call 319-377-9999

What a fun way to get a variety of cards all at once! There will be a \$5 fee for you to participate but you will get 10% off on your purchases that day!

Please use quality products like those found here at Scrapmania. No construction paper, or items that are not quality supplies. We want each participant to be happy with their cards received in the swap, including you! Our minimum swap size will be 6, and a maximum of 12 attendees.

Each participant creates and assembles one card to be used as an example then cuts pieces to make more of the same card and package the pieces together in Ziplock baggies or clear cellophane bags that seal, including any embellishments as well as have the images/sentiments pre-stamped. All packages along with the original card need to be taken to the store on the assigned day (swap day). If you can't attend swap day, you will need to drop off your bagged cards at Scrapmania no later than **January 4th**. This includes if you must mail the kits and sample card. If you must mail the kits and sample card you are responsible for return postage of card kits. If mailed, the kits must be placed in a gallon Ziplock bag with your name on it and the kits due to you will be returned in the same bag along with the card sample that you sent. On swap day you will assemble the cards from your assigned group and leave with other cards plus the original card you made! If your card requires coloring, please bring the colors used to the swap so others can finish their coloring too.

Items that are required to bring with you to assemble your cards are: Adhesive, pop dots, double sided tape, glue, and scissors. Craft mat is optional.

All cards must be made of quality paper and be A2 (5 ½ x 4 ¼) in size. No envelope is required! Cards need to all be the same. There is no theme for this swap, but we may add a theme in the future!

Please contact Stephanie at 563-260-6889 to get signed up or with any questions.



Scrapmania Spring Indoor Garage Sale
Thursday, March 9th at 10:00 am through
Monday, March 13th at 3:00 pm

Be sure to Save the Date for our next INDOOR Scrapmania Crafty Garage Sale! Customers mark their treasures they no longer use, then we organize it all in our HUGE store, and you get to come SHOP!!! It's a win, win for sellers and shoppers!


What kinds of things do we usually have-thousands of stamps, die cutting machines, Cricuts & cartridges, dies, trimmers, yarn, punches, paper, storage, ribbon, embellishments, tools-pretty much EVERYTHING CRAFTY! This is a great way to stock up on creative stuff without blowing the bank!

Sunday & Monday are both half price days, so make sure to come in at least twice, on a regular price day, and again on half price day! There will be a new video posted on Facebook everyday showing how much is left at the sale. You NEVER MISS OUT on the good stuff by missing the first couple days! We get so much, there is ALWAYS still good stuff left, I promise!

Do you want to SELL your stuff you no longer use? GREAT--You purchase a seller number for \$5.00, that number is yours for future garage sales too, if you choose to keep participating, just reactivate your number at each sale. **80% of what you make gets saved into our computer system as store credit that DOES NOT EXPIRE! The remaining 20% is used to cover my additional help at the store, as well as my credit card processing fees.**

There are a few rules sellers must abide by: Use a 3x5 index card that includes seller #, price, & item description. Only clean, non-broken items, you know the good stuff that other people want! We don't want to be thought of as a junk sale, as we always have fantastic items! Once the sale is over, we organize the seller's items back into boxes, and you pick up the leftovers, hopefully you have none! We always have new sellers at each sale, which keeps things fresh! Stop by Scrapmania for a complete list of rules. Items can be dropped off starting 5 days before the sale and must be picked up in the 3 days after the sale ends unless you would like them donated. Any questions, please feel free to ask!

319-377-9999



Garage Sale Packaging Tips

ATTENTION ALL GARAGE SALE SELLERS...

Please make sure your Ziploc Bags close completely. Open Bags allows for your items to fall out & will get lost. Walmart, Target & Dollar Tree sell 2-Gallon Size bags that are perfect for paper & bigger items.

Help us to display your items better by wrapping excess bagging material & securing with tape to condense the packing. This ensures items will not be overlooked and will help your items sell better.



Incorrect Bagging



Correct Bagging



Uncondensed Bagging



Condensed Bagging

(What to include on your garage sale tags)

Seller #	Price
Description of Item	
<p>Don't use staples to secure tags or packaging. Make sure 3x5 index cards are enclosed inside packaging or securely taped to packaging & Do Not obstruct the view of your item. The item description should reflect a brief description of the item that would allow us to attempt to match an item if the tag and item becomes separated. Items missing tags, the seller # or price will be marked & sold at the staff discretion.</p>	

Scrapmania Upcoming Classes

Give our classes a try, you won't be disappointed! We are a local store, and our teachers are local too! Come alone and meet new people or bring some friends!! You are always free to bring snacks or drinks of your choosing too, which includes alcohol if you choose. We have a huge class area to spread out in if you would like. Class attendees save 10% off the day of your class and reward punches. (Please bring Cash or Check for Teacher Fee) Scrapmania will no longer be offering evening classes. Most class supplies you may need can be obtained at Scrapmania.

Scrapmania has various repeating classes, and we are always adding new classes. Follow us on Facebook to get the latest information on all our great classes. Classes fill up quickly, so stop by the store or call us today at 319-377-9999 to get registered.

***Scrapmania is now
offering Cookie
Decorating Classes***



Christmas Cookie Royal Icing Decorating Class




Only one opening remaining

Get excited! Scrapmania is offering another exciting class at our local shop! Cookie decorating-how awesome is that??

These 9 super adorable Christmas cookies are easy to decorate & Cathy will take you through the decorating techniques for each cookie. You will also practice how to get Royal Icing to the correct consistency for decorating. You will be amazed at your result and have cookies to eat afterwards too! We limit the number of attendees for this class so you can get the help you need if you have questions. This class is filling up quickly, so stop by or call Scrapmania today to reserve your spot. 319-377-9999

The class is for adults, anyone under 18 **MUST** have an adult helper to assist!

Class Level:	All Skill Levels
Class Instructor:	Cathy
Class Date:	Saturday, December 3rd
Class Time:	9:30 am-11:30 am
Materials Fee:	\$15.00
Teacher Fee:	\$25.00 Please bring Cash or Check for Teacher Fee
Kits Available:	Not Available
Class Supplies Needed:	Cooking apron, grease free one cup size bowl, spatula, scissors, table knife and small spoon. Cookies, icing, & decorating supplies will be provided.



Christmas Cookie Royal Icing Decorating Class




This class is Full

Get excited! Scrapmania is offering another exciting class at our local shop! Cookie decorating-how awesome is that??

These 9 super adorable Christmas cookies are easy to decorate & Cathy will take you through the decorating techniques for each cookie. You will also practice how to get Royal Icing to the correct consistency for decorating. You will be amazed at your result and have cookies to eat afterwards too! We limit the number of attendees for this class so you can get the help you need if you have questions. This class is filling up quickly, so stop by or call Scrapmania today to reserve your spot. 319-377-9999

The class is for adults, anyone under 18 **MUST** have an adult helper to assist!

Class Level:	All Skill Levels
Class Instructor:	Cathy
Class Date:	Saturday, December 3rd
Class Time:	12:00 pm-2:00 pm
Materials Fee:	\$15.00
Teacher Fee:	\$25.00 Please bring Cash or Check for Teacher Fee
Kits Available:	Not Available
Class Supplies Needed:	Cooking apron, grease free one cup size bowl, spatula, scissors, table knife and small spoon. Cookies, icing, & decorating supplies will be provided.



Christmas Cookie Royal Icing Decorating Class




Only one opening remaining

Get excited! Scrapmania is offering another exciting class at our local shop! Cookie decorating-how awesome is that??

These 9 super adorable Christmas cookies are easy to decorate & Cathy will take you through the decorating techniques for each cookie. You will also practice how to get Royal Icing to the correct consistency for decorating. You will be amazed at your result and have cookies to eat afterwards too! We limit the number of attendees for this class so you can get the help you need if you have questions. This class has limited openings, so stop by or call Scrapmania today to reserve your spot. 319-377-9999

The class is for adults, anyone under 18 **MUST** have an adult helper to assist!

Class Level:	All Skill Levels
Class Instructor:	Cathy
Class Date:	Sunday, December 4th
Class Time:	12:00 pm-2:-00 pm
Materials Fee:	\$15.00
Teacher Fee:	\$25.00 Please bring Cash or Check for Teacher Fee
Kits Available:	Not Available
Class Supplies Needed:	Cooking apron, grease free one cup size bowl, spatula, scissors, table knife and small spoon. Cookies, icing, & decorating supplies will be provided.



Kiwi Lane Stay & Play




Are you ready to create some awesome cards and/or scrapbooking pages using Kiwi Lane products? Come play with us all day at this **FREE** crop from 10:00 am - 6:00 pm at Scrapmania with Linda! This is a wonderful local crop with our Kiwi Lane demonstrator!

The cost is **FREE**, just purchase some paper! Plus, if you attend for 2 hours or more, you will get a 10% discount that day on your entire purchase!

No need to sign up for this class. We have plenty of room in our huge classroom for **EVERYONE** in our 13,600 sq ft store!

Meals are on your own.

Class Level:	All Skill Levels
Class Instructor:	Linda
Class Date:	Thursday, December 15th
Class Time:	10:00 am-6:00 pm
Materials Fee:	No Charge
Teacher Fee:	No Teacher Fee
Kits Available:	Kits are not available, as Kiwi Lane does not allow it.
Class Supplies Needed:	Linda is supplying all your templates, vintage photo ink and a dauber. Just bring your basic tools-glue, tape runner, trimmer, & scissors. Just plan to buy a new collection kit or coordinating papers to use that day! No need to haul a bunch of stuff, Linda makes it super easy and fun for you!



Kiwi Lane Stay & Play




Are you ready to create some awesome cards and/or scrapbooking pages using Kiwi Lane products? Come play with us all day at this **FREE** crop from 10:00 am - 4:00 pm at Scrapmania with Linda! This is a wonderful local crop with our Kiwi Lane demonstrator!

The cost is **FREE**, just purchase some paper! Plus, if you attend for 2 hours or more, you will get a 10% discount that day on your entire purchase!

No need to sign up for this class. We have plenty of room in our huge classroom for **EVERYONE** in our 13,600 sq ft store!

Meals are on your own.

Class Level:	All Skill Levels
Class Instructor:	Linda
Class Date:	Saturday, December 17th
Class Time:	10:00 am-4:00 pm
Materials Fee:	No Charge
Teacher Fee:	No Teacher Fee
Kits Available:	Kits are not available, as Kiwi Lane does not allow it.
Class Supplies Needed:	Linda is supplying all your templates, vintage photo ink and a dauber. Just bring your basic tools-glue, tape runner, trimmer, & scissors. Just plan to buy a new collection kit or coordinating papers to use that day! No need to haul a bunch of stuff, Linda makes it super easy and fun for you!



Nikki January 2023

Card Class

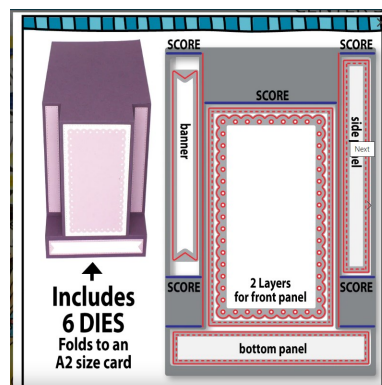


Join us for a gorgeous new card class for all levels of card makers! Nikki made another awesome card class featuring the Dare 2 Be Artzy Center Step Die. Create all 6 beautiful cards, with us at Scrapmania!

Please call or stop into Scrapmania to get registered for the event. Thank you for supporting our local shop and our local teachers!

Kits will be available, but may sell out, so sign up soon to be guaranteed one.. Thanks for supporting our local teachers and store!

Class Level:	All Skill Levels
Class Instructor:	Nikki
Class Date:	Sunday, January 15th
Class Time:	1:00 pm – 3:00 pm
Materials Fee:	\$12.00
Teacher Fee:	\$18.00
Kits Available:	Kits are available for pre-order & will be available no later than the class date.
Class Supplies Needed:	Scissors, tape runner, glue with a fine tip, pop dots, hot glue and glue sticks or your favorite adhesive for bows, White Nuvo drops Optional supplies: Sticky specs & jewel picker





Kiwi Lane Stay & Play


Are you ready to create some awesome cards and/or scrapbooking pages using Kiwi Lane products? Come play with us all day at this **FREE** crop from 10:00 am-6:00 pm at Scrapmania with Linda! This is a wonderful local crop with our Kiwi Lane demonstrator!

Cost is **FREE**, just purchase some paper! Plus, if you attend for 2 hours or more, you will get a 10% discount that day on your entire purchase!

No need to sign up for this class. We have plenty of room in our huge classroom for **EVERYONE** in our 13,600 sq ft store!

Meals are on your own.

Class Level:	All Skill Levels
Class Instructor:	Linda
Class Date:	Thursday, January, 19th
Class Time:	10:00 am-6:00 pm
Materials Fee:	No Charge
Teacher Fee:	No Teacher Fee
Kits Available:	Kits are not available, as Kiwi Lane does not allow it.
Class Supplies Needed:	Linda is supplying all your templates, vintage photo ink and a dauber. Just bring your basic tools-glue, tape runner, trimmer, & scissors. Just plan to buy a new collection kit or coordinating papers to use that day! No need to haul a bunch of stuff, Linda makes it super easy and fun for you!



Kiwi Lane Stay & Play




Are you ready to create some awesome cards and/or scrapbooking pages using Kiwi Lane products? Come play with us all day at this **FREE** crop from 10:00 am - 4:00 pm at Scrapmania with Linda! This is a wonderful local crop with our Kiwi Lane demonstrator!

Cost is **FREE**, just purchase some paper! Plus, if you attend for 2 hours or more, you will get a 10% discount that day on your entire purchase!

No need to sign up for this class. We have plenty of room in our huge classroom for **EVERYONE** in our 13,600 sq ft store!

Meals are on your own.

Class Level:	All Skill Levels
Class Instructor:	Linda
Class Date:	Saturday, January 21st
Class Time:	10:00 am - 4:00 pm
Materials Fee:	No Charge
Teacher Fee:	No Teacher Fee
Kits Available:	Kits are not available, as Kiwi Lane does not allow it.
Class Supplies Needed:	Linda is supplying all your templates, vintage photo ink and a dauber. Just bring your basic tools-glue, tape runner, trimmer, & scissors. Just plan to buy a new collection kit or coordinating papers to use that day! No need to haul a bunch of stuff, Linda makes it super easy and fun for you!






Valentine Bouquet Royal Icing Cookie Class

Join us at Scrapmania to make this Cute Valentine Cookie Bouquet for your Valentine Sweet-heart.

This Valentine Bouquet is easy to decorate & assemble. Cathy will take you through the decorating techniques for each cookie. You will also practice how to get Royal Icing to the correct consistency for decorating. You will be amazed at your result and have cookies to eat afterwards too! We limit the number of attendees for this class so you can get the help you need if you have questions. This class has limited openings, so stop by or call Scrapmania today to reserve your spot. 319-377-9999

The class is for adults, anyone under 18 **MUST** have an adult helper to assist!

Class Level:	All Skill Levels
Class Instructor:	Cathy
Class Date:	Saturday, February 4th
Class Time:	10:00 am-11:30 am
Materials Fee:	\$15.00
Teacher Fee:	\$25.00 Please bring Cash or Check for Teacher Fee
Kits Available:	Not Available
Class Supplies Needed:	Cooking apron, grease free one cup size bowl, spatula, scissors, table knife and small spoon. Cookies, icing, & decorating supplies will be provided.






Valentine Bouquet Royal Icing Cookie Class

Join us at Scrapmania to make this Cute Valentine Cookie Bouquet for your Valentine Sweet-heart.

This Valentine Bouquet is easy to decorate & assemble. Cathy will take you through the decorating techniques for each cookie. You will also practice how to get Royal Icing to the correct consistency for decorating. You will be amazed at your result and have cookies to eat afterwards too! We limit the number of attendees for this class so you can get the help you need if you have questions. This class has limited openings, so stop by or call Scrapmania today to reserve your spot. 319-377-9999

The class is for adults, anyone under 18 **MUST** have an adult helper to assist!

Class Level:	All Skill Levels
Class Instructor:	Cathy
Class Date:	Saturday, February 4th
Class Time:	12:00 pm-1:30 pm
Materials Fee:	\$15.00
Teacher Fee:	\$25.00 Please bring Cash or Check for Teacher Fee
Kits Available:	Not Available
Class Supplies Needed:	Cooking apron, grease free one cup size bowl, spatula, scissors, table knife and small spoon. Cookies, icing, & decorating supplies will be provided.





Valentine Bouquet


Royal Icing Cookie Class

Join us at Scrapmania to make this Cute Valentine Cookie Bouquet for your Valentine Sweetheart.

This Valentine Bouquet is easy to decorate & assemble. Cathy will take you through the decorating techniques for each cookie. You will also practice how to get Royal Icing to the correct consistency for decorating. You will be amazed at your result and have cookies to eat afterwards too! We limit the number of attendees for this class so you can get the help you need if you have questions. This class has limited openings, so stop by or call Scrapmania today to reserve your spot. 319-377-9999

The class is for adults, anyone under 18 MUST have an adult helper to assist!

Class Level:	All Skill Levels
Class Instructor:	Cathy
Class Date:	Sunday, February 5th
Class Time:	1:00 pm-2:30 pm
Materials Fee:	\$15.00
Teacher Fee:	\$25.00 Please bring Cash or Check for Teacher Fee
Kits Available:	Not Available
Class Supplies Needed:	Cooking apron, grease free one cup size bowl, spatula, scissors, table knife and small spoon. Cookies, icing, & decorating supplies will be provided.





Kiwi Lane Stay & Play


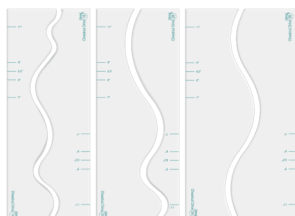
Are you ready to create some awesome cards and/or scrapbooking pages using Kiwi Lane products? Come play with us all day at this **FREE** crop from 10:00 am - 6:00 pm at Scrapmania with Linda! This is a wonderful local crop with our Kiwi Lane demonstrator!

Cost is **FREE**, just purchase some paper! Plus, if you attend for 2 hours or more, you will get a 10% discount that day on your entire purchase!

No need to sign up for this class. We have plenty of room in our huge classroom for **EVERYONE** in our 13,600 sq ft store!

Meals are on your own.

Class Level:	All Skill Levels
Class Instructor:	Linda
Class Date:	Thursday, February 16th
Class Time:	10:00 am-6:00 pm
Materials Fee:	No Charge
Teacher Fee:	No Teacher Fee
Kits Available:	Kits are not available, as Kiwi Lane does not allow it.
Class Supplies Needed:	Linda is supplying all your templates, vintage photo ink and a dauber. Just bring your basic tools-glue, tape runner, trimmer, & scissors. Just plan to buy a new collection kit or coordinating papers to use that day! No need to haul a bunch of stuff, Linda makes it super easy and fun for you!





Kiwi Lane Stay & Play



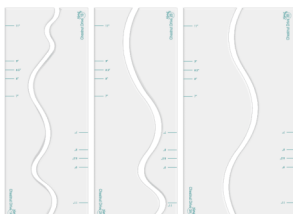
Are you ready to create some awesome cards and/or scrapbooking pages using Kiwi Lane products? Come play with us all day at this **FREE** crop from 10:00 am - 4:00 pm at Scrapmania with Linda! This is a wonderful local crop with our Kiwi Lane demonstrator!

Cost is **FREE**, just purchase some paper! Plus, if you attend for 2 hours or more, you will get a 10% discount that day on your entire purchase!


No need to sign up for this class. We have plenty of room in our huge classroom for **EVERYONE** in our 13,600 sq ft store!

Meals are on your own.

Class Level:	All Skill Levels
Class Instructor:	Linda
Class Date:	Saturday, February 18th
Class Time:	10:00 am-4:00 pm
Materials Fee:	No Charge
Teacher Fee:	No Teacher Fee
Kits Available:	Kits are not available, as Kiwi Lane does not allow it.
Class Supplies Needed:	Linda is supplying all your templates, vintage photo ink and a dauber. Just bring your basic tools-glue, tape runner, trimmer, & scissors. Just plan to buy a new collection kit or coordinating papers to use that day! No need to haul a bunch of stuff, Linda makes it super easy and fun for you!



Kiwi Lane Stay & Play





Are you ready to create some awesome cards and/or scrapbooking pages using Kiwi Lane products? Come play with us all day at this **FREE** crop from 10:00 am - 6:00 pm at Scrapmania with Linda! This is a wonderful local crop with our Kiwi Lane demonstrator!

Cost is **FREE**, just purchase some paper! Plus, if you attend for 2 hours or more, you will get a 10% discount that day on your entire purchase!

No need to sign up for this class. We have plenty of room in our huge classroom for **EVERYONE** in our 13,600 sq ft store!

Meals are on your own.

Class Level:	All Skill Levels
Class Instructor:	Linda
Class Date:	Thursday, April 13th
Class Time:	10:00 am-6:00 pm
Materials Fee:	No Charge
Teacher Fee:	No Teacher Fee
Kits Available:	Kits are not available, as Kiwi Lane does not allow it.
Class Supplies Needed:	Linda is supplying all your templates, vintage photo ink and a dauber. Just bring your basic tools-glue, tape runner, trimmer, & scissors. Just plan to buy a new collection kit or coordinating papers to use that day! No need to haul a bunch of stuff, Linda makes it super easy and fun for you!



Kiwi Lane Stay & Play





Are you ready to create some awesome cards and/or scrapbooking pages using Kiwi Lane products? Come play with us all day at this **FREE** crop from 10:00 am - 4:00 pm at Scrapmania with Linda! This is a wonderful local crop with our Kiwi Lane demonstrator!

Cost is **FREE**, just purchase some paper! Plus, if you attend for 2 hours or more, you will get a 10% discount that day on your entire purchase!

No need to sign up for this class. We have plenty of room in our huge classroom for **EVERYONE** in our 13,600 sq ft store!

Meals are on your own.

Class Level:	All Skill Levels
Class Instructor:	Linda
Class Date:	Saturday, April 15th
Class Time:	10:00 am-4:00 pm
Materials Fee:	No Charge
Teacher Fee:	No Teacher Fee
Kits Available:	Kits are not available, as Kiwi Lane does not allow it.
Class Supplies Needed:	Linda is supplying all your templates, vintage photo ink and a dauber. Just bring your basic tools-glue, tape runner, trimmer, & scissors. Just plan to buy a new collection kit or coordinating papers to use that day! No need to haul a bunch of stuff, Linda makes it super easy and fun for you!



Design Team

It's time to showcase some Design Team projects!

Jennifer took a shortcut with this card by using a rainbow of ink colors on the Pink and Main snowmen/ladies instead of coloring each of them. If you're like Jennifer and coloring doesn't come easily or is not your default technique, give this a try! She then cut a snow hill from Lawn Fawn glitter card stock and popped up the snowmen/ladies.



The cutie snowman from Pink and Main takes center stage on this fun flip card. Notice how Jennifer again avoided doing lots of coloring on the image. LOL The background was created with the Spellbinders Blizzard stencil. This stencil is awesome because the snowflake cutouts don't have loose ends that flip up when your blending tool passes over them. The plastic is smooth and connected throughout. And the flakes are all different sizes making it a perfect background. Lawn Fawn glitter card stock was used for the hills.



Jennifer's third project is a set of tags - One simple and One stepped up.

For the simple tag, Jennifer used the Spellbinders Blizzard stencil with white ink on kraft card stock. She then flicked some white acrylic paint on it and let it dry. She cut and colored the snowman and snow globe pieces from the Pink and Main Snow Sweet 2 and Snow Globe sets and then assembled them. She cut another outline of the snow globe in white cardstock and mounted it on the back to give it a more finished look and a bit more heft. A length of twine was sandwiched between those two pieces.

For the stepped-up version, Jennifer made a shaker tag. She stenciled blue ink on white card stock using the Blizzard stencil. She die-cut about 10 of the snow globe pieces out of black card stock. She first attempted to make the shaker walls out of fun foam but the foam distorted way too much going through the die cut machine and it did not adhere well. Let's just say it was a hot mess. LOL While it took a bit of time to die-cut all those pieces, the end product turned out well and was worth the effort. She added some shaker bits from Taylored Expressions, adhered a plain white snow globe to the back of the tag and sandwiched some twine between the layers.





Supplies used November Projects



This month Lisa used the Simple Stories, Simple Christmas Vintage Lodge collection. This was a very traditional looking Christmas line with a bright red and perfect green for creating a smaller mini album and a two-page layout.




The mini album includes pieces of the 4x6 cut apart page and was bound together using the Cinch by We R Memory Keepers with their brown wire.





Lisa wanted to add a little something to her plain white photo mats. The Rough Draft Background stamp from Taylored Expressions gave her the look she was going for. You can use the plain white mats as photo mats or even journaling cards depending on how many photos are added to the album.

Lisa recently picked up the Brutus Monroe sticky mat for her Misti and this thing is a game changer! She was able to stick her paper to the mat and stamp the entire paper without magnets holding it down getting in the way.



4x6 Mini Album and a Two-page 12x12 Layout

The chipboard frames for this line add a nice amount of dimension to the layout without getting too thick to slide easily into a page protector.



Karen's November Projects

&



She chose a Christmas Theme. The supplies used were Lawn Fawn Ugly Bright stamps and dies, Lawn Fawn Say What? Gift Tag dies, Photoplay It's a Wonderful Christmas 6x6 paper pad, Doodlebug red twine and pep-



permint shaker bits. She also used several items already in her personal stash and not pictured here, such as other papers and shaker bits.



She always starts a craft project by stamping, coloring and die cutting several of each image that she thinks she may want to use just so they're ready as she creates.



Her first project for this month was to make two matching shaker gift tags using the Say What? Gift tag die.

She die cut seven layers of white cardstock to create a well for the shaker pieces to freely move around in, in addition to the back and front pieces of the tag, and a clear acetate piece to hold the shaker bits inside. She let this sit for a few minutes to fully dry after assembling with glue before adding the shaker pieces, acetate, and top tag piece. She then adhered a critter and speech bubble to each tag and added some purple twine to finish these off.



For her second project she decided to make a card. Karen thought Lawn Fawn's Knit Picky Winter paper and plain white cardstock would provide a perfect background for the critters with their ugly sweaters. She regretfully forgot to take a few pictures during the assembly process, but this one was pretty easy to put together. She used Lawn Fawn's Large Stitched Rectangle and Stitched Hillside Borders dies, along with some tree images from older Lawn Fawn stamp sets she already had on hand, and then finished the card off with a thin strip of Stickles along the snowy hill.

For her third project this month, Karen decided to just have fun and do something different than she normally does. She started by picking two of the Photoplay papers that drew her attention and cut them out using the Lawn Fawn Peekaboo Pop-Up die. She then added her critters, with Santa popping up as a surprise, and some trees and presents from older stamp sets. She finished this card off with Stickles on the trees and along the hillside. She absolutely loves the cozy feel of this interactive card!



Toni's Halloween 2022 Album

Toni absolutely LOVES Halloween and everything to do with it, so she started doing a Halloween Mini Album every year that covers everything from getting her pumpkins to trick-or-treating on Halloween night! She used the Spell on You collection by Bella Blvd! She got EVERYTHING in the collection because she wanted a wide variety of items to choose from when making a mini album, after all, variety is the spice of life!

She debated on getting the Bella Besties accompanying paper with this collection because she thought it would be too much, but she was so glad she got it because she used ALL of the paper for this album! When she starts a mini album, she always includes certain elements: ephemera packs, cardstock stickers, puffy stickers, and plenty of texture, she LOVES texture! To provide texture for this album she used Doodlebug Design Doilies, Sprinkletz Embellishments in Orchid and Stranger Things for her shakers and Doodlebug's bakers twine in purple and black. She always tries to include a fun stencil as well. She fell in love with the Candy Corn multi-layered stencil from Newton's Nook. She was intimidated by using a layered stencil but was pleasantly surprised with how easy it was to use to make an adorable candy corn background! She loves the whimsical feel of this album, it will always remind her of the family fun they had this Halloween and that's what it is all about after all, the magic of making memories together!



Mini Album Video Link

<https://www.facebook.com/CRScrapmania//videos/1497956184038790>

Congratulations!

A huge congratulations to our staff member Lisa Newman for making it on-
to the Brutus Monroe Design Team! They are very lucky to have you on
their team! We look forward to seeing your newest creations!!



Angie Valle-Peters



Candi VanDerWerf



Cathy Derauche



Jessica Vittek



Lisa Newman



Sandie Reverski



Rebecca Lockhart



Shannon Smith
Design Team
Director



Jenni Calma



Susanbeards



Sweta Changela



Annie Collins



Gina Crotchfelt



Kate Deignan



Tyler Bright



DG Martinez

Brutus Monroe
BRUTUS Monroe

2023 Inspiration Team

Scrapmania Retreat House



Scrapmania Retreat House is a beautiful 4 bedroom home complete with 2 baths perfect for scrapbooking, card making & quilting! We are open 365 days a year. This home features 2 bedrooms on the main floor and 2 bedrooms

upstairs, with 2 twin beds on the main floor. Our large kitchen allows you the ability to cook on site, complete with all the cookware & dining ware you will need including an air fryer, Keurig, crock pots, wine glasses and everything you could possibly need. If you are not in the mood to cook, there are many close by eating establishments. There is also a Hy-Vee grocery store just a couple blocks away. We have plenty of parking and are easy to get

to, only 15 minutes from Scrapmania. The house has a screened in front porch to sit and relax. We have free WIFI, and TV with Netflix on the main floor. Tables & comfortable rolling chairs are set up for you prior to your arrival, along with individual Ott lighting and trash cans. We also offer a Cricut Expression on site for use

(must bring your own mat) with many cartridges. We also have a Sizzix Big Shot machine and hundreds of dies available for your use at no extra charge. Since we are affiliated with Scrapmania (4750 Tama St SE) there will be some basic items on hand for purchase. (Paper collection kits & Cricut mats). No pets are allowed at the house. Smoking is only permitted outside. Illegal drugs are not allowed on premises. All attendees must be 18 or over. Thank you for your understanding. If you have any questions, please ask! I am happy to help!

Rates: Friday at 10:00 am through Sunday at 3:00 pm \$100 per person, \$20 per day for additional days. Minimum: 6 people per weekend rental, maximum 9 people (minimum 3 people for additional days, like Thursday). Full Payment is required to secure each booking.

Previously, I have had last minute cancelations, so I am going to be firm about not holding dates until payment is made. Thanks for understanding!

Ready to book a stay? We'd love to have you join us! Pack your clothes & your scrap/card/quilt/knitting/supplies & get ready for FUN! We have the rest covered for you! Towels and bedding are all provided.

All reservations are first come first serve.

Reservations are not refundable, (no exceptions) but they are transferable. If you are not able to make it, and you know someone else who can, they are able to purchase your spot from you.

SCRAPMANIA RETREAT HOUSE

2200 D Street SW

Cedar Rapids, Iowa 52404



Contact Stacy Wolrab today to pick a weekend to spend crafting with friends!

319-721-7300



Scrapmania

We value your opinion, and so do your neighbors!

As a locally owned business, our reputation is very important to us. Would you please take a minute to post a recommendation or a review on one of the sites below? Most of our new customers come from word of mouth referrals, so your comments help us grow.

Also, if you have not been 100% pleased with our service, will you please phone me directly at the number below so that I can personally solve it? Your feedback and assistance is truly appreciated. Thank you for being our customer!

Stacy Wolrab, Owner
(319) 377-9999

PLEASE RECOMMEND US! **We appreciate it!**



If you have a Gmail account, you can review us at Google in 3 minutes flat! Please find our Google page by typing in our business name, city and state in a Google search and then just click on the [Write a review](#) box.

If you use Yelp, please feel free to leave us a review from your computer or cell phone. Find us at [Yelp.com](#). Or scan the code. Thanks!



From the convenience of your computer or mobile phone, you can leave a trusted local review right at our website. Simply scan the code to bring up our site or here's our address:

crscrapmaniareviews.com





Scrapmania

Classes, Card Making, Scrapbooking, Craft Mail, Vendors, and Gift Shop

Sun 10-4, Mon-Thur 10-8, Fri 10-6, Sat 10-5

New Location

4750 Tama St SE
Cedar Rapids, IA 52403
319-377-9999

www.CRScrapmania.com

www.facebook.com/CRScrapmania

www.facebook.com/ScrapmaniaRetreatHouse

\$5	\$5	\$5	\$5	\$5	\$5	\$5	\$5
\$5	\$5	\$5	\$5	\$5	\$5	\$5	\$5
\$5	\$5	\$5	\$5	\$5	\$5	\$5	\$5
\$5	\$5	\$5	\$5	\$5	\$5	\$5	\$5
\$5	\$5	\$5	\$5	\$5	\$5	\$5	\$5

\$10 free product with a filled card!

Rewards Punch Card

Did you know that Scrapmania has a Rewards Card? Every \$5.00 you spend pre-tax you get one punch & once the card is filled you get \$10.00 free product. Cards never expire!! Make sure to stop by the store often and like us on Facebook, you never know when Stacy will have a Double Punch Day. That's right, Double Punches. On Double Punch Days you will get two punches for every \$5.00 you spend pre-tax.



Scrapmania © 2022, All rights reserved.

You are receiving this email because you are registered with Scrapmania Scrapbook Store. Please add crscrapmania@gmail.com and vswolrab@q.com to your address book to make sure you don't miss an email.

Specials are in stock merchandise only, while supplies last, special orders do not qualify for sales!

We aren't responsible for errors in this newsletter, thanks for understanding that mistakes happen!

Our mailing address is:

Scrapmania

4750 Tama Street NE

Cedar Rapids, Iowa 52402

319-377-9999

Our Email is crscrapmania@gmail.com

www.Facebook.com/CRScrapmania