



4750 Tama St. SE - Cedar Rapids, IA - 52403

Phone Number: 319-377-9999

New Store Hours:

Monday: 10:00 am - 6:00 pm
Tuesday: 10:00 am - 7:00 pm
Wednesday: 10:00 am - 6:00 pm
Thursday: 10:00 am - 7:00 pm
Friday: 10:00 am - 6:00 pm
Saturday: 10:00 am - 5:00 pm
Sunday: 10:00 am - 2:00 pm

Closed Easter, Thanksgiving & Christmas

may newsletter 2023



SCRAPMANIA & CEDAR RAPIDS MARRIOTT CROP EVENTS

DATES:

September 21st -24th 2023

Nov 16th-19th 2023

COST:

\$180 per person, add \$50 to include Thursday,
add \$50 to upgrade to VIP (8 ft table)

LOCATION:

[Cedar Rapids Marriott Hotel](#)

1200 Collins Road NE

Cedar Rapids, IA 52402

319-393-6600

[Link for Online Registration](#)

[or stop into Scrapmania to sign up in person](#)

[September Hotel Reservation Link](#)

[November Hotel Reservation Link](#)

Our first Scrapmania hotel crop at the Cedar Rapids Marriott is going to be Alice in Wonderland themed-because we all deserve to be queens for the day! We will have props for photos, and we encourage you to come dressed for our party and you can even decorate your table too! Extra raffle tickets will be given for those fun crafters participating in our theme, so prepare to come have a blast and get your crafty projects done too!! I heard Alice will even be making a guest appearance for photos on Friday or Saturday!

[Crop Event Flyer with all the details & information included on pages 26-33](#)



Spend \$ 75.00....Save \$ 5.00
 Spend \$125.00....Save \$10.00
 Spend \$175.00....Save \$15.00
 Spend \$225.00....Save \$20.00
 Spend \$275.00....Save \$25.00

\$5 \$5 \$5 \$5 \$5 \$5 \$5 \$5
 \$5 \$5 \$5 \$5 \$5 \$5 \$5 \$5
 \$5 \$5 \$5 \$5 \$5 \$5 \$5 \$5
 \$5 \$5 \$5 \$5 \$5 \$5 \$5 \$5
 \$5 \$5 \$5 \$5 \$5 \$5 \$5 \$5

**Plus get REWARD Punches
 All Month Long**

\$10 free product with a filled card!

Special Announcement

Scrapmania will not be restocking MFT (My Favorite Things) and
 Paper Nest Dolls brand stamp and dies.

Make sure you stop by the store or call 319-377-9999 to stock up on your
 favorites before they are gone!!!



Saturday, May 21st-Sunday May 22nd
Saturday, July 22nd-Sunday, July 23rd
Saturday, August 12th-Sunday, August 13th
Saturday, October 28-Sunday, July 29th

Bring a Snack to Share. Meals are on your own.
Extra Private Shopping Hours if you Attend the Crop.

The doors will open at 8:00 am til 7:00 pm on Saturday and will reopen from 8:00 am til 6:00 pm on Sunday, that is 22 hours of crafting, fun, & exclusive private shopping time for croppers! Our Hours will remain the same for shoppers not attending the crop. (Saturday 10:00 am til 5:00 pm and Sunday 10:00 am til 2:00 pm). Croppers will receive a 10% off discount for the whole weekend! Join us in our huge 13,600 sq ft space! Register today before you miss out! The maximum of attendees will be 25, in our huge class area that is 1,100 sq ft. We hope you can join us for the fun! 319-377-9999

NO REFUNDS ON CANCELLATIONS 72 HOURS PRIOR TO THE EVENT! No food is provided. You can register in person or over the phone. If attending with friends, please tell us when registering, so we can seat you at the same table. Doors will not open until 8:00am on both days. We hope you can join us!



Join us at Scrapmania for a Card Swap Make & Take!!

Saturday May 13th 11:00am – 1:00 pm

Attendees must pre-register at Scrapmania

Stop by the store or call 319-377-9999

Registration deadline is May 6th

This is an awesome way to get a variety of cards and spark some new ideas to get those creative juices flowing!



Card samples from
March Card Swap.

- ♦ Card Swap Make & Take
- ♦ \$5 fee paid in advance
- ♦ Create and assemble one standard (A2) card to be used as an example/no envelopes needed
- ♦ Prepare all pieces: cut and pre-stamped
- ♦ All pieces must be identical to sample card
- ♦ Package all pieces in a Ziplock bag or sealing cellophane
- ♦ Include any embellishments.
- ♦ Stamp images/sentiments to be used ahead of time and include in the kits
- ♦ Include typed directions and photo of completed card
- ♦ On Swap Day you will assemble the cards received
- ♦ Bring any coloring mediums that you used on your sample card for others to use
- ♦ Use Quality products like those found here at Scrapmania No construction paper!
- Supplies to bring on Swap Day: Adhesive, pop dots, glue, and scissors
- Must have a min of 6 attendees to hold swap; max 12



glimmer
with SPELLBINDERS®

Free Virtual Workshop
Transform Into a Glimmer Pro

Two Class Kits Available
for Purchase

Class Kit
\$99 us
Retail Value \$150

Add-On Kit
\$85 us
Retail Value \$100

Join us for Spellbinders Glimmer Live at Scrapmania Saturday, May 13th at 10:30! Nancy will be your hostess and walk you through all things Glimmer as we watch this great LIVE Spellbinders workshop on the big TV in our classroom! Get the starter kit for only \$99, a \$150 value, which is an awesome program! There is also an add on bundle for only \$85, that is valued at \$100! Scrapmania will provide snacks. We hope you can join us to become a glimmer pro! Preregister in person or over the phone, only 10 spots available! 319-377-9999



[Click here for additional live event details](#)



Scrapmania Spring Indoor Garage Sale
Thursday, June 15th at 10:00 am through
Monday, June 19th at 3:00 pm

Be sure to Save the Date for our next INDOOR Scrapmania Crafty Garage Sale! Customers mark their treasures they no longer use, then we organize it all in our HUGE store, and you get to come SHOP!!! It's a win, win for sellers and shoppers!


What kinds of things do we usually have-thousands of stamps, die cutting machines, Cricuts & cartridges, dies, trimmers, yarn, punches, paper, storage, ribbon, embellishments, tools-pretty much EVERYTHING CRAFTY! This is a great way to stock up on creative stuff without blowing the bank!

Sunday & Monday are both half price days, so make sure to come in at least twice, on a regular price day, and again on half price day! There will be a new video posted on Facebook everyday showing how much is left at the sale. You NEVER MISS OUT on the good stuff by missing the first couple days! We get so much, there is ALWAYS still good stuff left, I promise!

Do you want to SELL your stuff you no longer use? GREAT--You purchase a seller number for \$5.00, that number is yours for future garage sales too, if you choose to keep participating, just reactivate your number at each sale. **80% of what you make gets saved into our computer system as store credit that DOES NOT EXPIRE! The remaining 20% is used to cover my additional help at the store, as well as my credit card processing fees.**

There are a few rules sellers must abide by: Use a 3x5 index card that includes seller #, price, & item description. Only clean, non-broken items, you know the good stuff that other people want! We don't want to be thought of as a junk sale, as we always have fantastic items! Once the sale is over, we organize the seller's items back into boxes, and you pick up the leftovers, hopefully you have none! We always have new sellers at each sale, which keeps things fresh! Stop by Scrapmania for a complete list of rules. Items can be dropped off starting 5 days before the sale and must be picked up in the 3 days after the sale ends unless you would like them donated. Any questions, please feel free to ask!

319-377-9999



Spellbinders 2023 Advent Calendar

And 12 days of Stitchmas



The Spellbinders 2023 Advent Calendar comes with 24 amazing surprises including dies, stamps, stencils, embossing folders, and embellishments.



The Spellbinders 12 Days of Stitchmas comes with 12 holiday themes die sets.

Need more reasons to preorder your 2023 Spellbinders Advent Calendar (\$55) or the 12 Days of Stitchmas Dies (\$75) from us at Scrapmania? Here is a great video link for the 2022 Spellbinders Advent Calendar showing all the great items included in the kit and what an outstanding value these kits are. Pre-order yours NOW with us at Scrapmania before we SELL OUT! Only \$20 down now, for either set and pay the rest in September when they arrive. Stop in or give us a call! You don't want to miss out!

We greatly appreciate your support of our local shop! 319-377-9999

Click on link below to view video

<https://youtu.be/PaYRCs-VaW0>

Meet Scrapmania's Local Teachers



Meet Nikki, another one of Scrapmania's fantastic local teachers. Nikki makes it easy to be creative. Join her for one of her card classes & she will walk you through the process step by step on how to assemble her amazing cards. No coloring or cutting is required. Everything is already done for you.

Her latest card kit for May is now available at Scrapmania. Stop by the store today or give Scrapmania a call today 319-377-9999 to sign up for one of Nikki's classes or a kit.

You will also find a lot of Nikki's design inspirations at Scrapmania. Her creativity is displayed throughout the stamp & die section at the store on a huge variety of card samples.

May Kit - \$32.00



June Kit - \$32.00



Scrapmania is now offering Cookie Decorating Classes. Our local teacher Cathy will show you how to make amazing edible cookie and cake treats. You don't need any previous experience. Cathy will walk you through each step and you will be amazed at how easy it is to decorate with icing.



Space is still available for the May Fancy Flowers Cookie Class. Sign-up deadline Wednesday, May 3rd. Stop by the store today or call 319-377-9999 to reserve your spot.



Join Linda Hanson each Sunday for Kiwi Lane Facebook Live Events



[Click here for Live Event Video Link](#)

Linda would like to thank ALL the people who join her and Lee for the Kiwi Lane Live Event on the Scrapmania Facebook page. Replay is available for you to rewatch and share with your friends. Hope we will see you next Sunday night at 5:00 pm CT for a new Free Sunday Kiwi Lane live event. Supplies (excluding the Kiwi Lane templates) are available at Scrapmania 319-377-9999. If you would like more information on the templates, you can pm Linda (319-721-1966) or go to <https://kiwilane.com/share/247200/>

Happy Scrappin'...!!!!

Paper is Echo Park "My Favorite Easter"

Basket Die is Lawn Fawn

Gems are Doodle Bug



Check out these other Amazing Scrapmania Live Event Video Links

[Click her for Nancy's 04/7 Video Event Link](#)

[Click here for Lynette's 04/06 Video Event Link](#)

[Click here for Nancy's 04/08 Video Event Link](#)

[Click here for Lynette's 04/10 Video Event Link](#)

[Click here for Nancy's 04/14 Video Event Link](#)

[Click here for Lynette's 04/13 Video Event Link](#)

[Click here for Nancy's 4/21 Video Link Event](#)

[Click here for Lynette's 4/20 Video Event Link](#)

Scrapmania Upcoming Classes

Give our classes a try, you won't be disappointed! We are a local store, and our teachers are local too! Come alone and meet new people or bring some friends!! You are always free to bring snacks or drinks of your choosing too, which includes alcohol if you choose. We have a huge class area to spread out in if you would like. Class attendees save 10% off the day of your class and reward punches. (Please bring Cash or Check for Teacher Fee) Scrapmania will no longer be offering evening classes. Most class supplies you may need can be obtained at Scrapmania.

Scrapmania has various repeating classes, and we are always adding new classes. Follow us on Facebook to get the latest information on all our great classes. Classes fill up quickly, so stop by the store or call us today at 319-377-9999 to get registered.

Please note, Facebook has recently moved the EVENTS tab to the ABOUT tab. To locate our upcoming classes, crops, garage sales and more, navigate to the ABOUT tab and scroll down to the events section. Please feel free to call us with any questions.





Kiwi Lane Stay & Play

Are you ready to create some awesome cards and/or scrapbooking pages using Kiwi Lane products? Come play with us all day at this **FREE** crop from 10:00 am - 6:00 pm at Scrapmania with Linda! This is a wonderful local crop with our Kiwi Lane demonstrator!


The cost is **FREE**, just purchase some paper! Plus, if you attend for 2 hours or more, you will get a 10% discount that day on your entire purchase!

No need to sign up for this class. We have plenty of room in our huge classroom for **EVERYONE** in our 13,600 sq ft store!

Meals are on your own.

Class Level:	All Skill Levels
Class Instructor:	Linda
Class Date:	Thursday, May 4th
Class Time:	10:00 am-6:00 pm
Materials Fee:	No Charge
Teacher Fee:	No Teacher Fee
Kits Available:	Kits are not available, as Kiwi Lane does not allow it.
Class Supplies Needed:	Linda is supplying all your templates, vintage photo ink and a dauber. Just bring your basic tools-glue, tape runner, trimmer, & scissors. Just plan to buy a new collection kit or coordinating papers to use that day! No need to haul a bunch of stuff, Linda makes it super easy and fun for you!

Linda Hanson
 Kiwi Lane Creative Partner
 Leelou07@icloud.com
 319-721-1966
<https://kiwilane.com/share/247200/>



Kiwi Lane Stay & Play

Are you ready to create some awesome cards and/or scrapbooking pages using Kiwi Lane products? Come play with us all day at this **FREE** crop from 10:00 am - 4:00 pm at Scrapmania with Linda! This is a wonderful local crop with our Kiwi Lane demonstrator!

The cost is **FREE**, just purchase some paper! Plus, if you attend for 2 hours or more, you will get a 10% discount that day on your entire purchase!

No need to sign up for this class. We have plenty of room in our huge classroom for **EVERYONE** in our 13,600 sq ft store!

Meals are on your own.

Class Level:	All Skill Levels
Class Instructor:	Linda
Class Date:	Saturday, May 6th
Class Time:	10:00 am-4:00 pm
Materials Fee:	No Charge
Teacher Fee:	No Teacher Fee
Kits Available:	Kits are not available, as Kiwi Lane does not allow it.
Class Supplies Needed:	Linda is supplying all your templates, vintage photo ink and a dauber. Just bring your basic tools-glue, tape runner, trimmer, & scissors. Just plan to buy a new collection kit or coordinating papers to use that day! No need to haul a bunch of stuff, Linda makes it super easy and fun for you!

Linda Hanson
 Kiwi Lane Creative Partner
 Leelou07@icloud.com
 319-721-1966
<https://kiwilane.com/share/247200/>



**Sign up Deadline
Wednesday, May 3rd**

Fancy Frosting Sugar Cookie Decorating Class

Get excited! Spring is Here, and warm weather is just around the corner! Scrapmania is offering another exciting class at our local shop! Cookie decorating-how awesome is that?? This class would make an amazing handmade Mother's Day gift!

These super adorable spring cookies are easy to decorate & Cathy will take you through the decorating techniques for each cookie. You will also practice how to get Royal Icing to the correct consistency for decorating. You will be amazed at your final result and have cookies to eat afterwards too! We limit the number of attendees for this class so you can get the help you need if you have questions. Join us for class by yourself or with some friends!

Class is for adults, anyone under 18 **MUST** have an adult helper to assist!

Class Level:	All Skill Levels
Class Instructor:	Cathy
Class Date:	Sunday, May 7th
Class Time:	10:00 am-12:00 pm
Materials Fee:	\$15.00
Teacher Fee:	\$25.00 Please bring Cash or Check for Teacher Fee
Kits Available:	Not Available
Class Supplies Needed:	<p>YOU WILL NEED TO BRING your own decorating tips #3, #8, #21, #103, 2-decorating couplers, flat art paint brush, dinner knife, small spoon, scissors, scraper/spatula, grease free 1-cup measuring cup or bowl, and cooking apron.</p> <p>Yummy homemade sugar cookies, icing, decorating bottles & decorating bags will be provided.</p>



Stars & Stripes Cake/Cookie Buttercream Icing Decorating Class


Have you wanted to work with Buttercream Icing and learn some basic decorating techniques? This patriotic themed class is for you. Just in time for the July 4th Holiday.

Just bring an 8x8x2 cake of your choice removed from baking pan and some basic supplies listed below. Cookies & decorating bags/tips will be provided.

Cathy will show you how to crumb coat a cake, color icing, pipe borders, create a drop star pattern, and other decorating techniques/tips for cakes & cookies.

We limit the number of attendees for this class so you can get the help you need if you have questions. *Class is for adults, anyone under 18 MUST have an adult helper to assist!*


Class Level:	All Skill Levels
Class Instructor:	Cathy
Class Date:	Sunday, June 25th
Class Time:	10:00 am - 12:00 pm
Materials Fee:	\$15.00
Teacher Fee:	\$25.00 Please bring Cash or Check for Teacher Fee
Kits Available:	Not Available
Class Supplies Needed:	<p>YOU WILL NEED TO BRING - 8x8x2" Cake, scissors, serrated knife, small offset icing spatula, rubber scraper/spatula, 3 small one-cup mixing containers, 3 small spoons and cooking apron.</p> <p>Optional: Bring any of your decorating tips.</p> <p>Buttercream icing, cookies and decorating supplies will be provided.</p>



Flowering Tree Painting Class

Come create at our latest Scrapmania mixed media painting class. Lynette paints right along with you-showing you which colors to blend and what brushes to use, making it easy to follow along! You will be amazed at the final result in our local classes, taught by local teachers. We limit the number of attendees so you can get the help you need if you have questions or need assistance! All of the supplies are included, just bring YOU! Join us by yourself or with a friend, these classes are so much fun!!!

Class Level:	All Skill Levels
Class Instructor:	Lynette
Class Date:	Saturday, June 24th
Class Time:	12:00pm - 3:00pm
Materials Fee:	\$15.00
Teacher Fee:	\$18.00
Kits Available:	Kits are not available
Class Supplies Needed:	NONE NEEDED-we supply EVERYTHING!!





Kiwi Lane Stay & Play

Are you ready to create some awesome cards and/or scrapbooking pages using Kiwi Lane products? Come play with us all day at this **FREE** crop from 10:00 am - 6:00 pm at Scrapmania with Linda! This is a wonderful local crop with our Kiwi Lane demonstrator!

The cost is **FREE**, just purchase some paper! Plus, if you attend for 2 hours or more, you will get a 10% discount that day on your entire purchase!

No need to sign up for this class. We have plenty of room in our huge classroom for **EVERYONE** in our 13,600 sq ft store!

Meals are on your own.

Class Level:	All Skill Levels
Class Instructor:	Linda
Class Date:	Thursday, June 29th
Class Time:	10:00 am-6:00 pm
Materials Fee:	No Charge
Teacher Fee:	No Teacher Fee
Kits Available:	Kits are not available, as Kiwi Lane does not allow it.
Class Supplies Needed:	Linda is supplying all your templates, vintage photo ink and a dauber. Just bring your basic tools-glue, tape runner, trimmer, & scissors. Just plan to buy a new collection kit or coordinating papers to use that day! No need to haul a bunch of stuff, Linda makes it super easy and fun for you!

Linda Hanson
 Kiwi Lane Creative Partner
 Leelou07@icloud.com
 319-721-1966
<https://kiwilane.com/share/247200/>

Kiwi Lane Stay & Play



Are you ready to create some awesome cards and/or scrapbooking pages using Kiwi Lane products? Come play with us all day at this **FREE** crop from 10:00 am - 4:00 pm at Scrapmania with Linda! This is a wonderful local crop with our Kiwi Lane demonstrator!

The cost is **FREE**, just purchase some paper! Plus, if you attend for 2 hours or more, you will get a 10% discount that day on your entire purchase!

No need to sign up for this class. We have plenty of room in our huge classroom for **EVERYONE** in our 13,600 sq ft store!

Meals are on your own.

Class Level:	All Skill Levels
Class Instructor:	Linda
Class Date:	Saturday, July 1st
Class Time:	10:00 am-4:00 pm
Materials Fee:	No Charge
Teacher Fee:	No Teacher Fee
Kits Available:	Kits are not available, as Kiwi Lane does not allow it.
Class Supplies Needed:	Linda is supplying all your templates, vintage photo ink and a dauber. Just bring your basic tools-glue, tape runner, trimmer, & scissors. Just plan to buy a new collection kit or coordinating papers to use that day! No need to haul a bunch of stuff, Linda makes it super easy and fun for you!

Linda Hanson
 Kiwi Lane Creative Partner
 Leelou07@icloud.com
 319-721-1966
<https://kiwilane.com/share/247200/>

Design Team

It's time to share some Design Team projects!

For this month's projects Lisa used Pinkfresh Studio's It's a New Day Floral, and Go For It. She also used the Altenew Halftone Cover die and the Pinkfresh Studio Fancy Diagonal Stripes die.




For this card she used the Go For It stamps, coordinating die and stencil. The stencil allows you to color the flower by ink blending using your favorite inks. Pinkfresh Studio has done a great job of designing sets like this that allow you to make detailed images to color with any medium you would like. Lisa likes to use markers and colored pencils but for this card she did ink blending with Tim Holtz Distress inks.

Lisa's second card features the large flower from the Pinkfresh Studio stamp set It's a New Day Floral. After stamping the flower Lisa used the coordinating stencils to add color with Tim Holtz Distress inks and blending bushes. The coordinating dies to the stamp set allowed her to layer the flower on to the card front, adding dimension.



The three stamp sets shown are Pinkfresh Go For It, It's a New Day Floral and Modern Scripted Sentiments.

After stamping the flowers Lisa used the coordinating stencil to add color to her images. Lisa likes using the Waffle Flower stencil mat to hold her paper and stencil in place for ink blending.



The stencil mat and stencil clean up great with a few sprays of alcohol in the Tim Holtz spray bottle.


Lisa keeps one with water and a drop of Dawn dish soap and another with rubbing alcohol nearby anytime she is using inks. She also likes to clean her brushes off by rubbing them onto a clean roll of paper towels to prevent excess ink from

building up in the bristles. The microfiber cloth is used after the brush has been cleaned on the paper towel roll to clear the brush of any lint or paper fibers before placing the brush into an ink pad again.





The small gray mat under her ink pad is the Tim Holtz Media Grip Mat. She cut her mats into various sizes to hold her ink pads for hands free blending. The nonslip mat keeps everything in place and can be cut to any size you wish. Lisa loves the fact that it's flat so it can be easily stored. To give the yellow flower a bit of dimension on her card front she added the black foam squares by Gina K.



Jennifer's first card for the month of April!



Jennifer ink-blended the top panel (Bristol Smooth paper) with Distress Oxide inks and then lightly stenciled the Spellbinders Sun Burst over it in the same colors. She stamped and die-cut the tree line from Hero Arts Mountains at the Lake and adhered it to the bottom of this panel and stamped the sentiment from Gina Marie Designs Retirement at the top. This panel was then backed with a foam sheet cut to size and adhered to the card base. She added a black frame to the card base.



For her second card, Jennifer did some stacked die-cutting using a variety of circle dies (Waffle Flower). The top layer was created by lightly running a few different colors of dye ink pads along the



top of wood grain card stock (Ranger) and then she die-cut a circle from the center. She backed it with kraft card stock and die-cut a smaller circle from it. She backed the kraft layer with gray card stock and cut an even smaller circle from it. The image was created on a circle die-cut using Hero Arts Mountains at the Lake and Pier at the Lake and adhered to the inside of the card.



Jennifer's third card for April!



Jennifer took her inspiration directly from the sentiment itself on the Retirement set (Gina Marie Designs). She stamped each word one at a time while masking off the other words on each side of it. Each word was then cut into a strip. She used the Spellbinders Be Bold Alpha to spell R-E-T-I-R-E. She used two different sizes of paper strips to provide some interest and it sort of mimics shiplap boards.




Toni's layout for the month of April...Titled: One Day




Toni wanted this page to have a lot of subtle patterns and texture so the photos of her daughter in her wedding dress would really shine through. She started with white cardstock that had a shiny/dull stripe pattern. She then used the Altenew Botanical Illustrations stamp and Lawn Fawn's stencil paste in pearl to add a floral motif to frame the photos. Once that was dry she used the second stencil to add the detail to the flowers with Opal Polish in the Golden Flamingo color. She backed her photos with white vellum and adhered them to the page. She added the Mini Prill Pearls in clusters that were reminiscent of

the beading on her dress. She had never used this product before but was relieved at how easy it was to apply and how a small amount of the product made such a big impact! She simply applied her glue in the pattern she wanted and added the Pearls to it. She added a small cluster of Dress my Craft White Sunshine Sequins to the center of each large flower for a subtle shine. Toni finished the page by typing the text on white vellum and making the title with her new FAVORITE alpha stickers by Pinkfresh Studio, the Happy Heart alpha stickers in gold. She really enjoyed trying all these new-to-her products for this page and loved how it turned out!




Karen's April Design Team Project



For her April projects, Karen thought it would be fun to create some scrapbook pages using a crafty theme, because Scrapmania is a craft store after all, and why not document our own crafting journey as well.

Karen used various items from Doodlebug's Cute & Crafty line to create her two pages, including 12 x 12 papers, enamel stickers and mini-icon stickers. The first page is a Lots of Embellishments design and is simple to create. She started by adhering an 11.5 x 11.5 piece of white cardstock onto a patterned background paper, and then tracing a heart template onto the white cardstock, wherever you want your design to be. She also had a piece of 4 x 4 patterned paper for a photo mat and included that in the tracing as well. She cut the heart template out with her Cricut, but you don't have to do it that way.

Next, she worked on placing mini-icon stickers and other embellishments throughout the heart, making sure to erase the pencil line as she created the border of the heart. Karen put most of the images directly on the page and popped a few of them up with foam squares for added dimension. She added the "My Happy Place" and "Crafting" stickers to the bottom left of the page, and a piece of white cardstock on top of the photo mat patterned paper to complete this layout. Karen absolutely loves the design of this layout and would love to do some more of these in different shapes, such as a Christmas tree or leaf!




Karen's Second Project for April Design Team!



For her second page, Karen created a Polaroid layout. To do this, you need a 12 x 12 piece of patterned scrapbook paper, an 11.5 x 11.5 piece of patterned paper that has some sort of lines or grid (this will help line up your pieces), 18 pieces of white cardstock cut to 2 x 2.5, and 14 pieces of various patterned paper scraps cut to 1.75 x 1.75, along with assorted embellishments.

First, she attached 11.5 x 11.5 piece of paper on the 12 x 12 piece of paper, and then laid out her 18 white pieces, lining them up to check spacing. After adhering to the white pieces, she then placed her various patterned scrap pieces where she wanted them before attaching them to the white paper. Once she attached the patterned scrap pieces, it was time to embellish the page. Karen used various mini-icon stickers, enamel shapes and a few ephemera pieces that she had left over from another project to complete this page. The remaining four white spaces are where the photos are supposed to go. Karen really loves how bright and colorful this layout is, and it's a perfect way to use up those scraps and leftovers from a collection kit!



Scrapmania Retreat House

Scrapmania Retreat House is a beautiful 4 bedroom home complete with 2 baths perfect



for scrapbooking, card making & quilting! We are open 365 days a year. This home features 2 bedrooms on the main

floor and 2 bedrooms upstairs, with 2 twin beds on the main floor. Our large kitchen allows you the ability to cook on site, complete with all the cookware & dining ware you will need including an air fryer, Keurig, crock pots, wine glasses and everything you could possibly need. If you are not in the mood to cook, there are many close by eating establishments. There is also a Hy-Vee grocery store just a couple blocks away. We have plenty of parking and are easy to get to, only 15 minutes from Scrapmania. The



house has a screened in front porch to sit and relax. We have free WIFI, and TV with Netflix on the main floor. Tables & comfortable rolling chairs are set up for you prior to your arrival, along with individual Ott lighting and trash cans. We also offer a Cricut Expression on site for use (must bring your own mat) with many cartridges. We also

have a Sizzix Big Shot machine and hundreds of dies available for your use at no extra charge. Since we are affiliated with Scrapmania (4750 Tama St SE) there will be some basic items on hand for purchase. (Paper collection kits & Cricut mats). No pets are allowed at the house. Smoking is only permitted outside. Illegal drugs are not allowed on premises. All attendees must be 18 or over. Thank you for your understanding. If you have any questions, please ask! I am happy to help!

Rates: Friday at 10:00 am through Sunday at 3:00 pm \$100 per person, \$20 per day for additional days. Minimum: 6 people per weekend rental, maximum 9 people (minimum 3 people for additional days, like Thursday). Full Payment is required to secure each booking.

Previously, I have had last minute cancelations, so I am going to be firm about not holding dates until payment is made. Thanks for understanding!

Ready to book a stay? We'd love to have you join us! Pack your clothes & your scrap/card/quilt/knitting/supplies & get ready for FUN! We have the rest covered for you! Towels and bedding are all provided.

All reservations are first come first serve.

Reservations are not refundable, (no exceptions) but they are transferable. If you are not able to make it, and you know someone else who can, they are able to purchase your spot from you.

SCRAPMANIA RETREAT HOUSE

2200 D Street SW

Cedar Rapids, Iowa 52404



Contact Stacy Wolrab today to pick a weekend to spend crafting with friends!

319-721-7300



Scrapmania

We value your opinion, and so do your neighbors!

As a locally owned business, our reputation is very important to us. Would you please take a minute to post a recommendation or a review on one of the sites below? Most of our new customers come from word of mouth referrals, so your comments help us grow.

Also, if you have not been 100% pleased with our service, will you please phone me directly at the number below so that I can personally solve it? Your feedback and assistance is truly appreciated. Thank you for being our customer!

Stacy Wolrab, Owner
(319) 377-9999

PLEASE RECOMMEND US! **We appreciate it!**



If you have a Gmail account, you can review us at Google in 3 minutes flat! Please find our Google page by typing in our business name, city and state in a Google search and then just click on the [Write a review](#) box.

If you use Yelp, please feel free to leave us a review from your computer or cell phone. Find us at [Yelp.com](#). Or scan the code. Thanks!



From the convenience of your computer or mobile phone, you can leave a trusted local review right at our website. Simply scan the code to bring up our site or here's our address:

crscrapmaniareviews.com



Scrapmania

Classes, Card Making, Scrapbooking, Craft Mail, Vendors, and Gift Shop

Sun 10-4, Mon-Thur 10-8, Fri 10-6, Sat 10-5

New Location

4750 Tama St SE
Cedar Rapids, IA 52403
319-377-9999

www.CRScrapmania.com

www.facebook.com/CRScrapmania

www.facebook.com/ScrapmaniaRetreatHouse

\$5	\$5	\$5	\$5	\$5	\$5	\$5	\$5
\$5	\$5	\$5	\$5	\$5	\$5	\$5	\$5
\$5	\$5	\$5	\$5	\$5	\$5	\$5	\$5
\$5	\$5	\$5	\$5	\$5	\$5	\$5	\$5
\$5	\$5	\$5	\$5	\$5	\$5	\$5	\$5

\$10 free product with a filled card!

Rewards Punch Card

Did you know that Scrapmania has a Rewards Card? Every \$5.00 you spend pre-tax you get one punch & once the card is filled you get \$10.00 free product. Cards never expire!! Make sure to stop by the store often and like us on Facebook, you never know when Stacy will have a Double Punch Day. That's right, Double Punches. On Double Punch Days you will get two punches for every \$5.00 you spend pre-tax.



www.facebook.com/CRScrapmania



Scrapmania © 2023, All rights reserved.

You are receiving this email because you are registered with Scrapmania Scrapbook Store. Please add crscrapmania@gmail.com and vswolrab@q.com to your address book to make sure you don't miss an email.

**Specials are in stock merchandise only, while supplies last,
special orders do not qualify for sales!**

**We aren't responsible for errors in this newsletter,
thanks for understanding that mistakes happen!**

Our mailing address is:
Scrapmania
4750 Tama Street NE
Cedar Rapids, Iowa 52402
319-377-9999

Our Email is crscrapmania@gmail.com
www.facebook.com/CRScrapmania



Alice in Wonderland

CROP EVENTS

EVENT DATES: Sept 21st -24th 2023 and Nov 16th-19th 2023

COST: \$180 per person, add \$50 to include Thursday,
add \$50 to upgrade to VIP (8-foot table)


[Link for Online Registration](#)
[or stop into Scrapmania to sign up in person](#)



LOCATION:


[Cedar Rapids Marriott Hotel](#)

1200 Collins Road NE
Cedar Rapids, IA 52402
319-393-6600



Just a 2 mile drive from the Marriott to
[Scrapmania's](#) 13,600 sq ft local shop that
is FULL of goodies for stampers and
scrappers!

4750 Tama Street SE
Cedar Rapids, IA 52403



2023 SCRAPMANIA CROP EVENT INFORMATION

WHAT'S INCLUDED?

TABLE SPACE



• Everyone will have their own 6-foot table, with a padded chair. (You are welcome to bring a cushion or your own chair if you prefer, we will also have ROHO cushions for sale on site which are amazing)

• VIP attendees will get 8-foot tables, this is an additional \$50 cost per event, very limited VIP spots are available

• The venue is 11,174 square feet of cropping space, so aisles are large with lots of space around you

• Seats are assigned. Groups will be seated together, notice of groups must be given at least 2 weeks prior to the event to allow for planning and be guaranteed.



MEALS

• Thursday dinner (5:30 PM)

• Friday breakfast/lunch/dinner (9:00 AM, 1:00 PM, 5:30 PM)

• Saturday breakfast/lunch/dinner (9:00 AM, 1:00 PM, 5:30 PM)

• Sunday breakfast (9:00 AM)

• All other meals are on your own, as we do not know when attendees plan to arrive and leave. Please note that while certain allergies/dietary restrictions can be accommodated, we may not be able to provide individual specialized meals. Please let me know asap and I can check with the hotel to see what they can accommodate since we have never done this.



ACCESS TO ELECTRICITY/WIFI

• Electricity will be available at all cropping tables. You are welcome to bring an extension cord/light. You may or may not need it.

• Free Wi-Fi in your room and the ballroom

ARRIVAL GIFTS

• We will have goodie bags for every attendee!

DOOR PRIZES

• There will be numerous door prizes and raffles throughout the weekend. You need not be present to win, prizes will be held for you.




ACTIVITIES

- Optional classes for a fee, class schedule and options will be discussed as the event gets closer
- Optional Interactive Games
- Demos
- Free Make-n-Takes

PHOTO AREAS

- We will have photo areas with nice props set up so that you can capture all the photos you want.

With your attendance at these events, you realize you may be included in publicity photos. By attending you hereby give your consent for the use of these photos in future Scrapmania promotional materials such as website, Facebook, email, etc.



WHAT'S NOT INCLUDED?

HOTEL ACCOMMODATIONS

- You are responsible for booking your own hotel room. Reserve a room at the Cedar Rapids Marriott by calling 319-393-6600 and telling them you are with the Scrapmania event. The group rate can only be accessed by phone reservations. We have a great discounted room rate of only \$106.00 plus taxes per night. I am required to use 155 rooms over the weekend, or I will be charged an additional \$2650.00. So unfortunately, I must require attendees to stay at the hotel in order to make this doable.

DRINKS AND SNACKS

- Ice water will be provided in the ballroom. You will want to bring a cup with a lid to protect your work area. There is free coffee in the lobby. You will be responsible for any additional beverages. You can bring in your own drinks & snacks if you choose and not buy them there.

WHAT CAN I ADD?

THURSDAY OPTION

- Want to add 18 more hours of crop time to your weekend, and 1 more meal? Add Thursday for \$50!

VIP STATUS

- VIP status gets you an 8-foot table instead of the standard 6, cost is \$50, registration is also granted 1 day early for VIP's



EVENT MERCHANDISE

- T-shirts and possibly sweatshirts will be available about a month after registration opens, watch Facebook for alerts.

INSTRUCTED CLASSES

We will be offering some classes. Limited classes will be announced and registration will open a few weeks before the event.

WAITING LIST

- In the event of a sellout, a waiting list will be started on a first come, first serve basis. To be added to the waiting list, please call Scrapmania at 319-721-7300. If there is a cancellation, we will notify you via a phone call and you will have 24 hours to respond before we move to the next name on the list. If you accept the spot, payment must be made immediately.

EVENT HOURS & LOGISTICS

CHECK IN

- Check-in for the Crop is 6:00 AM on Thursday or Friday, depending on which option you choose, hotel room check in is not until 4:00PM, so please leave your luggage in the car or plan to keep it in your crop space if you are coming early.

CROP ROOM HOURS

- The crop room is open from 6:00AM – 12:00PM Thursday, Friday & Saturday. Sunday hours are 6:00AM – 6:00PM. Please have your space cleaned up and be out by 6:00PM on Sunday, as that is how long we have the ballroom rented for. The ballroom will be locked each night. Crop supplies can be left at the tables overnight. Anything of value please take it to your room if you are concerned about it. Scrapmania and the hotel are not responsible for missing items.

LOADING/UNLOADING CROP SUPPLIES/PARKING

- We will have a private entrance in the rear right next to the ballroom. Please use this entrance so we are not lugging wagons and totes through their lobby. This will be closer parking too. It is a nice large entrance with double doors.
- Parking is free.

ROOM SET UP

- Based on your group or individual situation, we have made seating arrangements.
- A full schedule of activities will be at your seat.
- An individual bag will be attached to your crop spot. Big trash cans will be all around the room.
- Your crop table will be covered in a paper tablecloth.
- Electricity will be available at each crop table. Sharing will be involved. If you think you will need it, please bring extension cords, or power strips.
- WIFI information will be on your printed materials.



COVID 19 PROTOCOLS

- Based on guidance from government and health officials, and in accordance with policies put in place by The Cedar Rapids Marriott Hotel, we have implemented several enhanced health and safety measures that will allow you to have a safe and comfortable cropping experience. ALL attendees and personnel will be required to follow safety precautions. These protocols will be continually updated to stay within updated guidelines and could be completely different by the time of the event. Please be aware that refunds will not be provided if you decide not to attend based on changed safety protocols.

The last thing we want to do is spend our time monitoring and policing these rules, so we will greatly appreciate your understanding and cooperation and willingness to follow them.

- SOCIAL DISTANCING: Crop tables are 6' long. This will help guests socially distance.
- FACE MASKS: No local mask mandates are currently in place, so masks are not required.
- HAND WASHING & SANITIZATION: Hand sanitization stations will be available at a variety of locations throughout the event.

ON-SITE STORE

- There will NOT be an on-site store as Scrapmania is just 2 miles down the road, open daily at 10:00, and offers you 13,600 sq ft of shopping! Scrapmania has you covered with display after display of the latest and greatest collections, stickers, stencils, adhesives, embossing folders, storage, inks, embellishments, dies, stamps...we have it all at Scrapmania! All attendees get 10% OFF the whole week of the crop, if you attend both crops, you get 15% OFF the whole week, for both weeks.

SCRAPMANIA STORE HOURS

- Thursday 10:00-7:00, Friday 10:00-6:00, Saturday 10:00-5:00, Sunday 10:00-2:00

SHOP AND SHIP

- If you are flying home from the event, we will be happy to ship purchases to United States destinations if it is easier for you. You pay for the shipping. Sorry, we will not ship supplies, tools, clothing, etc.

MISCELLANEOUS INFORMATION

AGE REQUIREMENTS

- All those attending must be at least 18 years old

PARTIAL CROP PRICING

- There are no options to pay for only one or two days of the crop. The full event price is required even if you can only attend for a partial amount of the crop time. Please do not ask!



TABLE SHARING

- There are no options to share a table with a non-paying event member.

MARRIOTT POOL & HOT TUB USE

- Those attending our event have full access to the hot tub, pool and fitness center.

GROUP COMMUNICATION

- We will be creating a private Facebook Group for attendees only. This group will allow us to discuss the event and help get everyone excited about what is to come at our first crop! Please do not invite non-attendees to join the private group.

CROP ROOM SECURITY

- The crop room will be locked from midnight till 6:00 AM each night/day. Your supplies and belongings can be left in the room overnight. Scrapmania and The Marriott are not responsible for any items that are lost, stolen, or damaged during the event. Please take valuables to your room.

TEMPERATURES & ROOM COMFORT

- The crop rooms will be maintained by the Marriott staff at the standard temperatures for events. That may not be the perfect temperature for you, so we strongly encourage you to dress in layers.

TRANSPORTATION

- You are responsible for your own transportation to and from the event. If you are flying in, the nearest airport is The Eastern Iowa Airport (code CID). There is a free hotel shuttle Monday through Fridays 6:00AM-10:00AM and again from 4:00PM-11:00PM.

CODE OF CONDUCT

DIRECT SALES

- No direct sales allowed at our event. There should be no distribution of business cards or catalogs, no solicitation of future sales, and no sales during the event. Anyone caught doing any of these activities will not be allowed at future events. The whole purpose of the crop is to promote Scrapmania. PLEASE SHOP, AND MAKE THIS EVENT WORTH THE TIME & EFFORT, SO WE ARE ABLE TO KEEP DOING THESE IN THE FUTURE!



BABIES, FAMILIES, AND OTHER VISITORS

- You will be given an event lanyard at check-in. The lanyard is required for entry into the crop room, and for access to the meal line.
- The crop rooms are reserved for those who have paid to attend. If you have visitors during the event, please arrange to meet them in the lobby. There are large areas with seating right outside the cropping area. Families or other visitors should not enter the crop room or visit your crop table.
- Babies and children of any age cannot share your crop space. This is an 18+ event only!

BAD BEHAVIOR

- The hotel has the right to refuse service to anyone for misbehaving. Anyone kicked out by my staff or the hotel staff WILL NOT get a refund, or be welcome back in the future. PLEASE act like adults!

PETS AND SERVICE ANIMALS

- Pets of any kind are not allowed in the crop room.
- The exception to this is a service animal. If you require a service animal, please let Stacy know.

MUSIC AND VIDEOS


- No audible music or videos are allowed. Earbuds (or other device) should be used so that people around you cannot hear your music, etc.

FRAGRANCES

- Some people are sensitive to fragrances. While we cannot expect that everyone will be fragrance-free during the event, this is something to think about, since we will be in closed quarters.
- Because of this sensitivity, absolutely no misting or diffusing of essential oils is allowed.

DRUG, ALCOHOL, SMOKING POLICY

- No drugs of any kind allowed
- Smoking/Vaping in designated areas only (DO NOT stand right outside either set of doors)
- Alcohol is available at the bar in the restaurant area, PLEASE do not overindulge!!!!



SNACKS & DRINKS

- You can bring own drinks & snacks into the crop area.
- Coffee is available in the lobby, free of charge
- You can purchase drinks either in the lobby or in the restaurant/bar. The hotel carries Pepsi products. The bar is only open at certain hours. You are welcome to bring your own too, some rooms have fridges but not all of them, so you may want to bring a small cooler for your room.
- Ice water will always be available. We suggest bringing flavored powdered drink mixes like Crystal Light, or liquid drink mixes like Mio if you want to make the water a bit more fun.

CANCELLATION POLICY

NO CASH REFUNDS

- ALL REFUNDS will be issued as Scrapmania store credit. There will be no cash or credit card refunds. If you are unable to attend for ANY reason, the following refund schedule will be followed:
 - full refund minus \$40 given - up until 2 weeks prior to the event
 - no refunds will be issued within 2 weeks of the event

DISCLAIMER

With your attendance, you hereby release Scrapmania LLC, its sponsors, its officers, agents and employees and the event facility of all liability, claims, lawsuits, damages, losses, costs, and expenses of any kind which arise out of or result from your attendance at the crop, whether or not foreseeable, including without limitation, personal injuries, to me or my invitees. Neither Scrapmania LLC nor its employees shall be under any liability for any failure to perform any of their obligations hereunder by reason of responsibility for lost or stolen goods. If you do NOT agree to these terms, PLEASE do not register for our event! Thank you for taking the time to read this!

Any questions, please contact Stacy at 319-721-7300 or email at CRScrapmania@gmail.com

If you have any questions, Please ask before registration!!!

[Click here for Event Online Registration](#)



**Guess who is coming back to
teach at the Scrapmania Marriott
Crop Weekend in September?
Details coming soon!**

