



4750 Tama St. SE - Cedar Rapids, IA - 52403

Phone Number: 319-377-9999

November

New Store Hours:

Monday: 10:00 am - 6:00 pm
Tuesday: 10:00 am - 7:00 pm
Wednesday: 10:00 am - 6:00 pm
Thursday: 10:00 am - 7:00 pm
Friday: 10:00 am - 6:00 pm
Saturday: 10:00 am - 5:00 pm
Sunday: 10:00 am - 2:00 pm

Closed Easter, Thanksgiving & Christmas

2023



Black Friday
Specials will
be Revealed on
Scrapmania's
Facebook Page
on Thanksgiving
Day!!

**MAKE A
BIG IMPACT
SHOP SMALL**
★
SMALL BUSINESS SATURDAY



Spellbinders 2023 Advent Calendar And 12 days of Stitchmas



****Spoiler Alert**** This is a sneak peek at the Spellbinders Advent Calendar- 12 Days of Stitchmas. If you want to be surprised DO NOT WATCH THIS VIDEO

[Video Link](#)



Spellbinders Advent Calendar w/ Jennifer McGuire Spoiler Alert!!!!

[Crafty Advent Calendar & 12 Days of Stitchmas REVEALS + Cards - Jennifer McGuire Link](#)

Looks like Jennifer agrees that these 2 Spellbinders items should be on your GOTTA HAVE LIST! We still have both the 12 Days of Stitchmas for \$74.99 and the Advent for \$55 at Scrapmania right now, so call us and support our small business!

The highly anticipated 2023 Spellbinders Advent Calendar that was crazy hard to get last year has arrived at Scrapmania, but they will NOT LAST till Christmas. This item CAN NOT be reordered! This awesome set is 24 crafty items to be opened daily as a fun surprise. These will also make a great gift! Cost is only \$55 which breaks down to a cute crafty surprise for \$2.29 a day! What a bargain! Most items in this great advent calendar are dies. These products are exclusive to the advent calendar and cannot be purchased individually.





Join Scrapmania, Spellbinders and some amazing guest designers as we stitch our way through the 12 Days of Stitchmas! We still have some kits available at Scrapmania for you to get in on the fun. You get 12 awesome dies that are perfect for Cardmaking but can also be used for scrapbooking faux stitched with a gel pen! Call us or stop in for your 12 Days of Stitchmas Kit before they are gone! Only \$74.99 for 12 dies is only \$6.25 per die-what a deal! Check out ALL of these great inspirational links below, but

PLEASE pick up your kit with us locally at Scrapmania! We greatly appreciate your support of our local shop!

<https://m.youtube.com/watch?v=tskzf6ca3qY...>

<https://m.youtube.com/watch?v=VUur5bfLI8w...>

<https://m.youtube.com/watch?v=Sznc44myyWY...>

https://m.youtube.com/watch?v=eBNbQf_Fbdo...

<https://youtu.be/7-ytiVpoL9k?si=w0jGeqc7cTDCdgO8>

<https://youtu.be/Pbrg4KpqUtM...>

<https://youtu.be/eP4xoOBwACM...>

<https://youtu.be/kX7GmXZgG2Q...>

<https://youtu.be/4aiy3rbQyho...>

<https://youtu.be/ovWVxHneQnQ...>

https://youtu.be/E4_y4t_LTQA...

https://youtu.be/bO_9-zgRhWA...

https://fb.watch/n07BF_KC_H/?mibextid=RUbZ1f



Faux stitching with gel pens, no thread





SCRAPMANIA & CEDAR RAPIDS RADISSON MARDI GRAS CROP EVENT

DATES: Nov 16th-19th 2023

COST:

**\$180 per person, add \$50 to include Thursday,
add \$50 to upgrade to VIP (8 ft table)**

[Link for Online Crop Registration](#)

[November Hotel Reservation Link](#)



If you have already booked your room for November, please confirm your reservation with our Radisson direct contact (Moria Stigler-319-491-9842), as your confirmation number may have changed during the hotel transition from Marriott to Radisson.

Our second Scrapmania hotel crop at the Cedar Rapids Radisson is going to be a Mardi Gras theme! We will have props for photos, and we encourage you to come dressed for our party and you can even decorate your table too! Extra raffle tickets will be given for those fun crafters participating in our theme. So prepare to come have a blast and get your crafty projects done too!!

[November Crop Flyer](#)




LOCATION:

Cedar Rapids Radisson Hotel
1200 Collins Road NE
Cedar Rapids, IA 52402



Just a 2 mile drive from the Radisson to [Scrapmania's](#) 13,600 sq ft local shop that is FULL of goodies for stampers and scrappers!

4750 Tama Street SE
Cedar Rapids, IA 52403





**Spend \$50.00 Pre-tax
and Get A Free Gift
While Supplies Last
No Limit**



Make sure to watch Scrapmania's Facebook Page for additional Black Friday & Small Business Saturday Specials.

40% OFF

AIR EXCLUSIVE TULLA & NORBERT'S CHRISTMAS PARTY BUNDLE

This bundle includes Tulla & Norbert's Christmas Party Collection as well as unlimited access to the exclusive, private Facebook page dedicated to oodles of projects featuring the Christmas bundle. Each AIR store participating in this event will upload their project to the private Facebook group for everyone. Customers are welcome to post their creations as well! That's over 40 project ideas!

**Exclusive AIR Bundles
And Coordinating Solids**

Regular Price \$60.00 Now Only \$36.00

Bundle Includes: 12"x12" Collection Kit, 12"x12" Coordinating Solids Kit, 6"x6" Paper Pad, Ephemera Pack, Card Kit, all 4 Colored Cut-out 12"x12" Sheets & Party Tag Elements Standalone Tag Die.



AIR EXCLUSIVE MAGIC OF CHRISTMAS BUNDLE

This bundle (\$70+ value) gets you a 12"x12" Collection Pack with double sided patterned paper with a sticker sheet. But wait there's more! 12"x12" Coordinating Solid Cardstock Pack, 6"x6" double sided patterned paper pad, a stencil, a Merry Christmas and Tree die set, Chipboard Stickers, Ephemera pack and Enamel Dots. You will have unlimited access to a Private Facebook Group with over 40 project ideas, photos, written instructions, and videos covering cards, page layouts, DIY crafts, mini albums, home décor & much more!

Regular Price \$60.00 Now Only \$36.00



My Favorite THINGS

SALE

Inventory Close Outs!!!

50% OFF

Includes All Remaining
In-Stock Regular Priced
MFT Stamps & Dies...
Excludes MFT items on
the Clearance Rack.

Only while supplies last.
We will not be restocking
this brand.



MY FAVORITE THINGS DESIGN TEAM

Yan Au



MY FAVORITE THINGS DESIGN TEAM

Rachel Alvarado



MY FAVORITE THINGS DESIGN TEAM

Wife Sublime

HUGS

©My Favorite Things



Happy Birthday
Cheers to
More Years
& Fabulous

PAW LA LA LA LA

FROM ALL OF US
TO ALL OF YOU

WE WISH YOU A FURRY CHRISTMAS



PAWS, LOVE, & JOY



DESIGNED BY
Crafty Mocha



MY FAVORITE THINGS DESIGN TEAM

Anna Lorenzetto

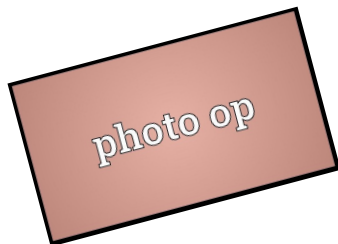




Tombow Liquid Glue



Santa Claus will be at Scrapmania for Photos with Kids and Fur Babies! Saturday, December 9th 12:00 pm– 3:00 pm



Join us at Scrapmania located at 4750 Tama St in Cedar Rapids for a true Santa experience! Stacy was able to talk the super busy Santa Claus into a 3 hour visit on Dec. 9th from 12-3! Bring your kids or fur-babies for this wonderful FREE photo opportunity and visit with Santa! Scrapmania is covering the cost as a courtesy to our wonderful customers. Not a customer yet? What a wonderful time to stop in and see what Scrapmania has to offer! We have a great gift area too; we are not just the best craft store on the planet!! Thank you for supporting our local small business!



Scrapmania Spring Indoor Garage Sale
Thursday, March 21st at 10:00 am through
Monday, March 25th at 3:00 pm


Be sure to Save the Date for our next INDOOR Scrapmania Crafty Garage Sale! Customers mark their treasures they no longer use, then we organize it all in our HUGE store, and you get to come SHOP!!! It's a win, win for sellers and shoppers!

What kinds of things do we usually have-thousands of stamps, die cutting machines, Cricuts & cartridges, dies, trimmers, yarn, punches, paper, storage, ribbon, embellishments, tools-pretty much EVERYTHING CRAFTY! This is a great way to stock up on creative stuff without blowing the bank!

Sunday & Monday are both half price days, so make sure to come in at least twice, on a regular price day, and again on half price day! There will be a new video posted on Facebook everyday showing how much is left at the sale. You NEVER MISS OUT on the good stuff by missing the first couple days! We get so much, there is ALWAYS still good stuff left, I promise!

Do you want to SELL your stuff you no longer use? GREAT--You purchase a seller number for \$5.00, that number is yours for future garage sales too, if you choose to keep participating, just reactivate your number at each sale. **80% of what you make gets saved into our computer system as store credit that DOES NOT EXPIRE! The remaining 20% is used to cover my additional help at the store, as well as my credit card processing fees.**

There are a few rules sellers must abide by: Use a 3x5 index card that includes seller #, price, & item description. Only clean, non-broken items, you know the good stuff that other people want! We don't want to be thought of as a junk sale, as we always have fantastic items! Once the sale is over, we organize the seller's items back into boxes, and you pick up the leftovers, hopefully you have none! We always have new sellers at each sale, which keeps things fresh! Stop by Scrapmania for a complete list of rules. Items can be dropped off starting 5 days before the sale and must be picked up in the 3 days after the sale ends unless you would like them donated. Any questions, please feel free to ask! 319-377-9999





Kiwi Lane®



Kiwi Lane templates can be purchased at: <https://kiwilane.com/share/247200/>

Here are a couple of Linda's latest layout projects featuring Kiwi Lane Templates are available for purchase through Linda's contact information provided and Scrapmania has all the collection kits available for purchase.



www.Facebook.com/CRScrapmania

Linda Hanson-Kiwi Lane Creative Partner

Leelou07@icloud.com

319-721-1966

<https://kiwilane.com/share/247200/>



Scrapmania 22 Hour Crop til you Drop Weekend Dates

Watch for Upcoming 2024 Dates

Cost: \$15.00

Bring a Snack to Share. Meals are on your own.

Extra Private Shopping Hours if you Attend the Crop.

Join us at Scrapmania for a fun 2-day crop with extended private exclusive shopping hours for croppers only! This will be a 2-day crop for only \$15 per person! Please bring a snack to share with the group!

The doors will open at 8:00 am til 7:00 pm on Saturday and will reopen from 8:00 am til 6:00 pm on Sunday, that is 22 hours of crafting, fun, & exclusive private shopping time for croppers! Our Hours will remain the same for shoppers not attending the crop. (Saturday 10:00 am til 5:00 pm and Sunday 10:00 am til 2:00 pm). Croppers will receive a 10% off discount for the whole weekend! Join us in our huge 13,600 sq ft space! Register today before you miss out! The maximum of attendees will be 25, in our huge class area that is 1,100 sq ft. We hope you can join us for the fun! 319-377-9999

NO REFUNDS ON CANCELLATIONS 72 HOURS PRIOR TO THE EVENT! No food is provided. You can register in person or over the phone. If attending with friends, please tell us when registering, so we can seat you at the same table. Doors will not open until 8:00am on both days. We hope you can join us!

Scrapmania Upcoming Classes

Give our classes a try, you won't be disappointed! We are a local store, and our teachers are local too! Come alone and meet new people or bring some friends!! You are always free to bring snacks or drinks of your choosing too, which includes alcohol if you choose. We have a huge class area to spread out in if you would like. Class attendees save 10% off the day of your class and reward punches. (Please bring Cash or Check for Teacher Fee) Scrapmania will no longer be offering evening classes. Most class supplies you may need can be obtained at Scrapmania.

Scrapmania has various repeating classes, and we are always adding new classes. Follow us on Facebook to get the latest information on all our great classes. Classes fill up quickly, so stop by the store or call us today at 319-377-9999 to get registered.

Please note, Facebook has recently moved the EVENTS tab to the ABOUT tab. To locate our upcoming classes, crops, garage sales and more, navigate to the ABOUT tab and scroll down to the events section. Please feel free to call us with any questions.



Fall Royal Icing Cookie Class

Join us at Scrapmania for this exciting Fall Themed Royal Icing Cookie Decorating Class. Cathy will take you through the decorating techniques for each cookie. You will also practice how to get Royal Icing to the correct consistency for decorating. You will be amazed at your result and have cookies to eat afterwards too! We limit the number of attendees for this class so you can get the help you need if you have questions.

The \$40.00 payment is due in full when registering for this class due to the amount of extensive preparation for this class. Thank you for understanding.

This class is for adults, anyone under 18 **MUST** have an adult helper to assist!

This class has limited openings and will fill up fast, so stop by or call Scrapmania today to reserve your spot. 319-377-9999



**Last Day to Sign up for this
Class is November 1st
Only 4 openings remaining**

Class Level:	All Skill Levels
Class Instructor:	Cathy
Class Date:	Saturday, November 4th
Class Time:	10:00 am –12:00 pm
Materials Fee:	\$15.00
Teacher Fee:	\$25.00
Kits Available:	Not are Available
Class Supplies Needed:	<p>Cooking apron, grease free one cup size bowl, rubber or silicon scraper/spatula, scissors, table knife and small spoon.</p> <p>Cookies, icing, & decorating supplies will be provided.</p>



You must take Boy Class to do the Girl Class.



Gnome Mixed Media Class

Lynette has created a Fantastic Mixed Media class for the boy version and 1:30-3:30 for the girl version. You must take the boy class to do the girl add-on, since it's the backside. Lynette works right alongside you and guides you through each step to create this beautiful project. All your paper is precut, we did the hard part for you!

The first session you will create the boy gnome. If you want to create the girl gnome on the backside you will need to sign up for the second session. Kits are available with virtual instructions but will not include paint.

We limit the number of attendees so you can get the help you need if you have questions or need assistance! Join us by yourself or with a friend, these classes are so much fun!!! Private classes are available for groups of 7 or more.

This class will fill up fast, so make sure you stop by or call Scrapmania at 319-377-9999 to get registered for this amazing class.

Class Level:	All Skill Level
Class Instructor:	Lynette
Class Date:	Saturday, November 4th
Class Time:	12:30 am - 2:30 pm (Boy Class) 3:00 pm - 5:00 pm (Girl Class)
Materials Fee:	\$32.00 (Boy) \$18.00 (Girl Add-on)
Teacher Fee:	\$18.00 (Boy) \$18.00 (Girl Add-on)
Kits Available:	\$50.00 (Boy) \$36.00 (Girl Add-on)
Class Supplies Needed:	NONE NEEDED-We supply EVERYTHING!! **Kits will not include paint supplies**



Kiwi Lane Stay & Play

Are you ready to create some awesome cards and/or scrapbooking pages using Kiwi Lane products? Come play with us all day at this **FREE** crop from 10:00 am - 4:00 pm at Scrapmania with Linda! This is a wonderful local crop with our Kiwi Lane demonstrator!

The cost is **FREE**, just purchase some paper! Plus, if you attend for 2 hours or more, you will get a 10% discount that day on your entire purchase!

No need to sign up for this class. We have plenty of room in our huge classroom for **EVE-RYONE** in our 13,600 sq ft store!

Meals are on your own.

Class Level:

All Skill Levels

Class Instructor:

Linda

Class Date:

Thursday, November 9th

Class Time:

10:00 am – 4:00 pm

Materials Fee:

No Charge

Teacher Fee:

No Teacher Fee

Kits Available:

Kiwi Lane does not allow kits

Class Supplies Needed:

Linda supplies all your templates, vintage photo ink and a dauber. Just bring your basic tools, glue, tape runner, trimmer, & scissors. Just plan to buy a new collection kit or coordinating papers to use that day! No need to haul a bunch of stuff. Linda makes it super easy and fun for you!



Snowman Painting Class

Come create our latest Scrapmania Snowman painting! We are having this awesome class on Saturday, November 11th from 12:30-3:30. We hope you can join us! Lynette paints right along with you-showing you which colors to blend and what brushes to use, making it easy to follow along! We provide many sizes and styles of brushes, so your painting **WILL LOOK GREAT**, rest assured! You will be amazed at the final result in our local classes, taught by local teachers. We limit the number of attendees so you can get the help you need if you have questions or need assistance! All the supplies are included, just bring **YOU!** Join us by yourself or with a friend, these classes are so much fun!!! This painting would be great to display in your home or office this Winter!

Call or stop into Scrapmania to get registered for any of our wonderful classes, we are open 7 days a week at 10am! We hope to see you soon! 319-377-9999

Class Level:	All Skill Level
Class Instructor:	Lynette
Class Date:	Saturday, November 11th
Class Time:	12:30pm - 3:30pm
Materials Fee:	\$15.00
Teacher Fee:	\$18.00
Kits Available:	Not Available
Class Supplies Needed:	NONE NEEDED-We supply EVERYTHING!! We have plenty of aprons too, just ask!



Kiwi Lane Stay & Play

Are you ready to create some awesome cards and/or scrapbooking pages using Kiwi Lane products? Come play with us all day at this **FREE** crop from 10:00 am - 2:00 pm at Scrapmania with Linda! This is a wonderful local crop with our Kiwi Lane demonstrator!

The cost is **FREE**, just purchase some paper! Plus, if you attend for 2 hours or more, you will get a 10% discount that day on your entire purchase!

No need to sign up for this class. We have plenty of room in our huge classroom for **EVE-RYONE** in our 13,600 sq ft store!

Meals are on your own.

Class Level:

All Skill Levels

Class Instructor:

Linda

Class Date:

Sunday, November 12th

Class Time:

10:00 am – 2:00 pm

Materials Fee:

No Charge

Teacher Fee:

No Teacher Fee

Kits Available:

Kiwi Lane does not allow kits

Class Supplies Needed:

Linda supplies all your templates, vintage photo ink and a dauber. Just bring your basic tools, glue, tape runner, trimmer, & scissors. Just plan to buy a new collection kit or coordinating papers to use that day! No need to haul a bunch of stuff. Linda makes it super easy and fun for you!

Step-it-up with tags!



In this class, we will be making sets of three tags in two themes for a total of six tags. We will start with a quick and easy version, then step it up with a few more steps for tag 2, then step it up yet again with more steps and techniques for tag 3. Techniques involved will include ink blending, ink smooshing, spattering, and finger embossing.

This class has limited openings and will fill up fast, so stop by or call Scrapmania today to reserve your spot. 319-377-9999

Class Level:

All Skill Levels

Class Instructor:

Jennifer

Class Date:

Saturday, November 18th

Class Time:

10:30 am –1:00 pm

Materials Fee:

\$12.00

Teacher Fee:

\$18.00

Kits Available:

Kits are not Available

Class Supplies Needed:

Adhesive (wet glue preferred), trimmer, score board + score tool, tweezers, spray bottle with water, shaft mat or glass mat, heat tool, small paint brush (Jennifer used a size 2 round brush), Aqua ink + a blender brush/sponge for it, 2-4 shades of pink water reactive ink, like Distress or Distress Oxide (Jennifer used Spun Sugar, Kitsch Flamingo, and Picked Raspberry), Gold embossing powder, Versamark (or similar) ink, 2-4 shades of red water reactive ink, like Distress or Distress Oxide (Jennifer used Kitsch Flamingo, Worn Lipstick, Lumberjack Plaid, Aged Mahogany).



Snowman Painting Class

Come create our latest Scrapmania Snowman painting! We are having this awesome class on Saturday, November 11th from 12:30-3:30. We hope you can join us! Lynette paints right along with you-showing you which colors to blend and what brushes to use, making it easy to follow along! We provide many sizes and styles of brushes, so your painting **WILL LOOK GREAT**, rest assured! You will be amazed at the final result in our local classes, taught by local teachers. We limit the number of attendees so you can get the help you need if you have questions or need assistance! All the supplies are included, just bring **YOU**! Join us by yourself or with a friend, these classes are so much fun!!! This painting would be great to display in your home or office this Winter!

Call or stop into Scrapmania to get registered for any of our wonderful classes, we are open 7 days a week at 10am! We hope to see you soon! 319-377-9999

Class Level:	All Skill Level
Class Instructor:	Lynette
Class Date:	Saturday, December 2nd
Class Time:	12:30pm - 3:30pm
Materials Fee:	\$15.00
Teacher Fee:	\$18.00
Kits Available:	Not Available
Class Supplies Needed:	NONE NEEDED-We supply EVERYTHING!! We have plenty of aprons too, just ask!



Grinchmas Royal Icing Cookie Class

Join us at Scrapmania for this exciting Grinch themed Royal Icing Cookie Decorating Class. Cathy will take you through the decorating techniques for each of these super cute Christmas cookies. You will also practice how to get Royal Icing to the correct consistency for decorating. These adorable cookies would make a great holiday gift for teachers, friends, or relatives! You will be amazed at how easy it is to create these festive cookies. We limit the number of attendees for this class so you can get the help you need if you have questions.

*This class is for adults, anyone under 18 **MUST** have an adult helper to assist!*

The \$40.00 payment is due in full when registering for this class due to the amount of extensive preparation for this class. Thank you for understanding.

This class has limited openings and will fill up fast, so stop by or call Scrapmania today to reserve your spot. 319-377-9999

Class Level:	All Skill Levels
Class Instructor:	Cathy
Class Date:	Sunday, December 10th
Class Time:	12:00 pm –2:30 pm
Materials Fee:	\$15.00
Teacher Fee:	\$25.00
Kits Available:	Not are Available
Class Supplies Needed:	<p>Cooking apron, grease free one cup size bowl, rubber or silicon scraper/spatula, scissors, table knife and small spoon.</p> <p>Cookies, icing, & decorating supplies will be provided.</p>



Kiwi Lane Stay & Play

Are you ready to create some awesome cards and/or scrapbooking pages using Kiwi Lane products? Come play with us all day at this **FREE** crop from 10:00 am - 4:00 pm at Scrapmania with Linda! This is a wonderful local crop with our Kiwi Lane demonstrator!

The cost is **FREE**, just purchase some paper! Plus, if you attend for 2 hours or more, you will get a 10% discount that day on your entire purchase!

No need to sign up for this class. We have plenty of room in our huge classroom for **EVE-RYONE** in our 13,600 sq ft store!

Meals are on your own.

Class Level:

All Skill Levels

Class Instructor:

Linda

Class Date:

Thursday, December 14th

Class Time:

10:00 am – 4:00 pm

Materials Fee:

No Charge

Teacher Fee:

No Teacher Fee

Kits Available:

Kiwi Lane does not allow kits

Class Supplies Needed:

Linda supplies all your templates, vintage photo ink and a dauber. Just bring your basic tools, glue, tape runner, trimmer, & scissors. Just plan to buy a new collection kit or coordinating papers to use that day! No need to haul a bunch of stuff. Linda makes it super easy and fun for you!



Kiwi Lane Stay & Play

Are you ready to create some awesome cards and/or scrapbooking pages using Kiwi Lane products? Come play with us all day at this **FREE** crop from 10:00 am - 4:00 pm at Scrapmania with Linda! This is a wonderful local crop with our Kiwi Lane demonstrator!

The cost is **FREE**, just purchase some paper! Plus, if you attend for 2 hours or more, you will get a 10% discount that day on your entire purchase!

No need to sign up for this class. We have plenty of room in our huge classroom for **EVE-RYONE** in our 13,600 sq ft store!

Meals are on your own.

Class Level:

All Skill Levels

Class Instructor:

Linda

Class Date:

Saturday, December 16th

Class Time:

10:00 am – 4:00 pm

Materials Fee:

No Charge

Teacher Fee:

No Teacher Fee

Kits Available:

Kiwi Lane does not allow kits

Class Supplies Needed:

Linda supplies all your templates, vintage photo ink and a dauber. Just bring your basic tools, glue, tape runner, trimmer, & scissors. Just plan to buy a new collection kit or coordinating papers to use that day! No need to haul a bunch of stuff. Linda makes it super easy and fun for you!

Scrapmania Design Team


Check out these creative projects from Scrapmania's Design Team.



For her first card Jennifer masked off the edge of the white cardstock panel and then blended four shades of green Distress Oxide inks to make her background. After the ink dried, she spread Nuvo Glimmer Paste over top of the ink to give it lots of shimmer. The Lawn Fawn Stitched Poinsettia was cut from gold metallic paper and the leaves and flower center were cut from ivory cardstock. The sentiment from Lawn Fawn Say What? Holiday Critters was stamped on a strip of ivory cardstock. Additional strips of paper were adhered to the back of the sentiment strip to give it some height and then it was adhered to the background panel.




Gift tags can be for any event. Jennifer created one that could work for Valentine's Day, Easter, or a birthday. You'd never know that the plaid paper was from a "Christmas" paper pad! She cut three tags using the Hero Arts Tag die - one in white cardstock, one in pink cardstock, and one in plaid patterned paper (Candy Cane Lane paper pad by Doodlebug). She die-cut a heart (Lawn Fawn Say What? Gift Tags die) from the middle of the pink cardstock tag. She snipped off just the top portion of the plaid tag and adhered it to the pink tag. She scored a line at the bottom of the white cardstock trim piece. Everything above the score line was adhered to the white cardstock tag. Everything below the score line is a flap that opens and closes. The sentiment (Lawn Fawn Tiny Tag Sayings) was placed such that it peeked out in the middle of the heart. To/From (Lawn Fawn Tiny Tag Sayings) was added to the inside along with a small pink heart sticker. Both a pink and a white hole reinforcer were added to the top of the tag along with a length of pink and white twine.



For her projects this month, Karen wanted to try some Distress Mica Stains because she'd never used that product before. The colors she used were Mulled Cider, Fallen Acorn and Unravelled.

Karen would like to encourage everyone to give Mica Stains a try! They are very versatile and can be used to create simple, metallic backgrounds for cards and scrapbooking. You can even watercolor images with them, and there are so many different colors to try.



For her first card, Karen started by die cutting some sunflowers and leaves from the new Taylored Expressions Layer It Sunflower die set on Sugar Cube cardstock. She then placed the die cut pieces into a spatter box and sprayed each of the Distress Mica Stains onto different pieces of the sunflower and set them aside to dry. She trimmed a piece of Toffee cardstock to a mini-slim size and stamped the Taylored Expressions Linen Background stamp onto the panel with Sugar Cube ink to create a slightly textured look. Once the sunflower pieces were dry, she glued and arranged them onto the Toffee panel. She stamped one of the greetings from Taylored Expressions Happy Harvest stamp set in Cinnamon ink and attached the Toffee panel to a Sugar Cube card base, trimming some of the sunflowers off at the edges. This card was finished off with Pumpkin Season glitter enamel dots from Pink & Main, and she really loves how this card turned out! It has a beautiful metallic sheen from the Mica Stains and is so pretty for fall!




For her second card, Karen die cut the sunflowers and leaves from the same Layer It Sunflower die set, out of Pineapple, Cilantro, Toffee and Mocha Taylored Expressions cardstock colors. She then blended the inks around the edges in those same colors to create some dimension. She arranged the sunflowers onto a piece of Sugar Cube cardstock, with the center sunflower placed up on foam tape. She also did not glue the petals or edge of the leaves down, and instead curled them a little to lift off the base. A sentiment from Taylored Expressions Happy Harvest stamp set was stamped in Cinnamon ink and this card was finished off with some Pumpkin Season glitter enamel dots from Pink & Main. This "Thankful For You" card was fun and simple to create and could easily be mass-produced.



For her third card, Karen ink blended Pumpkin, Pineapple, Mulled Wine, and Huckleberry inks from Taylored Expressions with the Leaf Pile stencil from Echo Park Paper Co, slightly blending and overlapping the four colors on the card panel. Keeping the stencil on the ink blended background, she then sprayed some Unravelled Distress Mica Stain onto the leaves as well, creating a slight shimmering look on the leaves. While allowing the card panel time to dry, Karen stamped the card sentiment first with Mocha ink, then Versamark ink, and finally embossed it with a clear embossing powder. Once the card panel was dry, Karen attached it to a Toffee card base with some thin foam strips, adhered the sentiment, and added a few Pumpkin Season glitter enamel dots from Pink & Main. The mica stain on top of the fall ink colors really added a beautiful metallic shine to this card! Toni created an album of a trip her family took to Canada for this month's design team project. Her



father gave them the trip for Christmas last year, so she decided to make him an album as a Christmas gift for this year. Even though it is two months until Christmas it is never too early to start crafting for the Holidays! Toni started with a Simple Stories SNAP album and Carta Bella's Outdoor Adventures Collection along with some select papers from the Carta Bella Summer Camp collection. Toni then assembled her pages by mixing and matching papers with ephemera from these collections to create the pages. For a pop of color, she added some Simple Stories Vibes Winter enamel dots and created some additional dots using Navy Blue Nuvo drops. She created the various page titles using the Simple Stories Vibes Winter alpha sticker book. For more texture she added antique brass brads on some pages and some adorable fishing pole brads to adorn other pages as well. Toni LOVES the Penless stickers, it was so fun to be able to add video and sound to her scrapbook pages to remember every detail about the event she was memorializing. Toni then added a fun mixed media project using the chocolate stencil butter from The Crafters Workshop. She first applied the butter to the page with a spatula. Once dry, she embossed the page using the Tree Bark stencil by Picket Fence and mixing the Metallic Blush and Dark Chocolate powders by Gina K. To finish off the album, she placed a page in the back so her family could all sign the album for her dad.



Scrapmania Retreat House

Scrapmania Retreat House is a beautiful 4 bedroom home complete with 2 baths perfect



for scrapbooking, card making & quilting! We are open 365 days a year. This home features 2 bedrooms on the main

floor and 2 bedrooms upstairs, with 2 twin beds on the main floor. Our large kitchen allows you the ability to cook on site, complete with all the cookware & dining ware you will need including an air fryer, Keurig, crock pots, wine glasses and everything you could possibly need. If you are not in the mood to cook, there are many close by eating establishments. There is also a Hy-Vee grocery store just a couple blocks away. We have plenty of parking and are easy to get to, only 15 minutes from Scrapmania. The



house has a screened in front porch to sit and relax. We have free WIFI, and TV with Netflix on the main floor. Tables & comfortable rolling chairs are set up for you prior to your arrival, along with individual Ott lighting and trash cans. We also offer a Cricut Expression on site for use (must bring your own mat) with many cartridges. We also

have a Sizzix Big Shot machine and hundreds of dies available for your use at no extra charge. Since we are affiliated with Scrapmania (4750 Tama St SE) there will be some basic items on hand for purchase. (Paper collection kits & Cricut mats). No pets are allowed at the house. Smoking is only permitted outside. Illegal drugs are not allowed on premises. All attendees must be 18 or over. Thank you for your understanding. If you have any questions, please ask! I am happy to help!

Rates: Friday at 10:00 am through Sunday at 3:00 pm \$100 per person, \$20 per day for additional days. Minimum: 6 people per weekend rental, maximum 9 people (minimum 3 people for additional days, like Thursday). Full Payment is required to secure each booking.

Previously, I have had last minute cancelations, so I am going to be firm about not holding dates until payment is made. Thanks for understanding!

Ready to book a stay? We'd love to have you join us! Pack your clothes & your scrap/card/quilt/knitting/supplies & get ready for FUN! We have the rest covered for you! Towels and bedding are all provided.

All reservations are first come first serve.

Reservations are not refundable, (no exceptions) but they are transferable. If you are not able to make it, and you know someone else who can, they are able to purchase your spot from you.

SCRAPMANIA RETREAT HOUSE

2200 D Street SW

Cedar Rapids, Iowa 52404



Contact Stacy Wolrab today to pick a weekend to spend crafting with friends!

319-721-7300



Scrapmania

We value your opinion, and so do your neighbors!

As a locally owned business, our reputation is very important to us. Would you please take a minute to post a recommendation or a review on one of the sites below? Most of our new customers come from word of mouth referrals, so your comments help us grow.

Also, if you have not been 100% pleased with our service, will you please phone me directly at the number below so that I can personally solve it? Your feedback and assistance is truly appreciated. Thank you for being our customer!

Stacy Wolrab, Owner
(319) 377-9999

PLEASE RECOMMEND US! **We appreciate it!**



If you have a Gmail account, you can review us at Google in 3 minutes flat! Please find our Google page by typing in our business name, city and state in a Google search and then just click on the [Write a review](#) box.

If you use Yelp, please feel free to leave us a review from your computer or cell phone. Find us at [Yelp.com](#). Or scan the code. Thanks!



From the convenience of your computer or mobile phone, you can leave a trusted local review right at our website. Simply scan the code to bring up our site or here's our address:

crscrapmaniareviews.com



Scrapmania

Classes, Card Making, Scrapbooking, Craft Mail, Vendors, and Gift Shop

Sun 10-4, Mon-Thur 10-8, Fri 10-6, Sat 10-5

New Location

4750 Tama St SE
Cedar Rapids, IA 52403
319-377-9999

www.CRScrapmania.com

www.facebook.com/CRScrapmania

www.facebook.com/ScrapmaniaRetreatHouse

\$5	\$5	\$5	\$5	\$5	\$5	\$5	\$5
\$5	\$5	\$5	\$5	\$5	\$5	\$5	\$5
\$5	\$5	\$5	\$5	\$5	\$5	\$5	\$5
\$5	\$5	\$5	\$5	\$5	\$5	\$5	\$5
\$5	\$5	\$5	\$5	\$5	\$5	\$5	\$5

\$10 free product with a filled card!

Rewards Punch Card

Did you know that Scrapmania has a Rewards Card? Every \$5.00 you spend pre-tax you get one punch & once the card is filled you get \$10.00 free product. Cards never expire!! Make sure to stop by the store often and like us on Facebook, you never know when Stacy will have a Double Punch Day. That's right, Double Punches. On Double Punch Days you will get two punches for every \$5.00 you spend pre-tax.



[www.Facebook.com/CRScrapmania](https://www.facebook.com/CRScrapmania)



Scrapmania © 2023, All rights reserved.

You are receiving this email because you are registered with Scrapmania Scrapbook Store. Please add crscrapmania@gmail.com and vswolrab@q.com to your address book to make sure you don't miss an email.

**Specials are in stock merchandise only, while supplies last,
special orders do not qualify for sales!**

**We aren't responsible for errors in this newsletter,
thanks for understanding that mistakes happen!**

Our mailing address is:
Scrapmania
4750 Tama Street NE
Cedar Rapids, Iowa 52402
319-377-9999

Our Email is crscrapmania@gmail.com
[www.Facebook.com/CRScrapmania](https://www.facebook.com/CRScrapmania)