



4750 Tama St. SE - Cedar Rapids, IA - 52403

Phone Number: 319-377-9999

New Store Hours:

Monday: 10:00 am - 6:00 pm
Tuesday: 10:00 am - 7:00 pm
Wednesday: 10:00 am - 6:00 pm
Thursday: 10:00 am - 7:00 pm
Friday: 10:00 am - 6:00 pm
Saturday: 10:00 am - 5:00 pm
Sunday: 10:00 am - 2:00 pm

Closed Easter, Thanksgiving & Christmas



Scrapmania
Black Friday
Hours
10:00 am-6:00pm



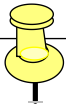
SH  P
LOCAL



Black Friday Specials Exclusively
Posted on Scrapmania's Facebook Page



Make Sure to Like Us at
www.Facebook.com/CRScrapmania
You Won't Want to Miss Out on These
Fantastic Deals



Scrapmania Retreat House Half Price Bookings in December

The Scrapmania Retreat House is booking into 2023...
We still have some 2022 weekends open...

OPEN 2022 WEEKEND DATES:

November 4-6

November 25-27

December 16-18

December 30-January 1

Rates **WILL NOT BE GOING UP**, at this time.

Book today in case that changes. Payment is due at the
time of booking to reserve your space.

We hope you can join us for a great getaway. 319-721-7300



Scrapmania Fall Indoor Garage Sale

Thursday, Nov. 10th at 10:00 am through
Monday, Nov. 14th at 3:00 pm


Be sure to Save the Date for our next INDOOR Scrapmania Crafty Garage Sale! Customers mark their treasures they no longer use, then we organize it all in our HUGE store, and you get to come SHOP!!! It's a win, win for sellers and shoppers!

What kinds of things do we usually have--thousands of stamps, die cutting machines, Cricuts & cartridges, dies, trimmers, yarn, punches, paper, storage, ribbon, embellishments, tools--pretty much EVERYTHING CRAFTY! This is a great way to stock up on creative stuff without blowing the bank!

Sunday & Monday are both half price days, so make sure to come in at least twice, on a regular price day, and again on half price day! There will be a new video posted on Facebook everyday showing how much is left at the sale. You NEVER MISS OUT on the good stuff by missing the first couple days! We get so much, there is ALWAYS still good stuff left, I promise!

Do you want to SELL your stuff, you no longer use? GREAT--You purchase a seller number for \$5.00, that number is yours for future garage sales too, if you choose to keep participating, just reactivate your number at each sale. **80% of what you make gets saved into our computer system as store credit that DOES NOT EXPIRE! The remaining 20% is used to cover my additional help at the store, as well as my credit card processing fees.**

There are a few rules sellers must abide by: clean, non-broken items, you know the good stuff that other people want! We don't want to be thought of as a junk sale, as we always have fantastic items! Once the sale is over, we organize the seller's items back into boxes, and you pick up the leftovers, hopefully you have none! This sale is looking to be our biggest & best one yet! We always have new sellers at each sale too, which keeps things fresh! Stop into Scrapmania for a complete list of rules. Items can be dropped off starting 5 days before the sale and must be picked up in the 3 days after the sale ends unless you would like them donated. Any questions, please feel free to ask! 319-377-9999





\$5 \$5 \$5 \$5 \$5 \$5 \$5 \$5
 \$5 \$5 \$5 \$5 \$5 \$5 \$5 \$5
 \$5 \$5 \$5 \$5 \$5 \$5 \$5 \$5
 \$5 \$5 \$5 \$5 \$5 \$5 \$5 \$5
 \$5 \$5 \$5 \$5 \$5 \$5 \$5 \$5

\$10 free product with a filled card!

Double Punch Days

Tuesday, November 1st
 Wednesday, November 2nd
 Thursday, November 3rd
 Friday, November 4th

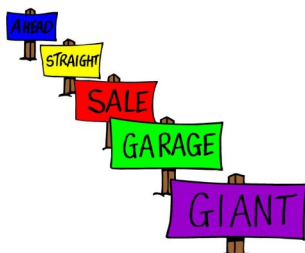
WE NEED YOUR TREASURES!



Sign Up for Scrapmania's Fall Garage Sale &
 Receive 10% Discount Off Purchases
 Tuesday, November 1st thru
 Wednesday, November 9th




DROP OFF



Garage Sale Drop Off Starts
 Saturday, November 5th thru
 Wednesday, November 9th
 We appreciate early drop offs,
 as we always have lots to organize.

November Specials Starting November 15th through November 30th



Nostalgic Tin Signs
Styles Limited and May Vary
Equal or Lesser Value Item Free



Save the Girls Touch Screen Purses



Styles Limited & May Vary

Iowa State Coolers

\$14.99



**While Limited
Supplies Last**



**Iowa Derecho Shirts
Only \$9.99
While Supplies Last**

Limited Sizes Available



**30% Off All
Mud Pie
Christmas Decor**



Closeout Special-November 15th - 30th

50% Off Selected Graphic 45

Collection Kits, Paper Pads, Papers

and Collection Embellishments

A Proper Gentleman	Come One Come All	Little Woman	Steampunk Spells
Alice's Tea Party	Dreamland	Lost in Paradise	Sun Kissed
Bird Watcher	Elegance	Nutcracker Sweet	Times Nouveau
Blossom	Fruit & Flora	Off to the Races	Twas Night Before Christmas
By the Sea	Garden Goddess	Penny's Paper Doll	Up and Away
Café Parisian	Glorious	Portrait of a Lady	Well Groomed
Catch of the Day	Imagine	Princess	Wild & Free
Children's Hour	Joy to the World	Seasons	Winter Wonderland
Come Away with Me	Let it Snow	St. Nicholas	

2022 Excluded Collections, Papers & Embellishments– Let It Bee, Charmed and Warm Wishes


Non-Collections Graphic 45 Ribbon, Washi Tape, Flowers and Embellishment Excluded.



November 15th-November 30th

Entire Inventory of In-Stock Stamps on Sale

Buy 4 Stamps and Get a 5th Free
Equal or Lesser Priced Item Free



No Mix or Matching Stamps & Dies

Styles may vary and special limited to in stock items only.



Special Orders are available, but will not be eligible for special pricing.

November 15th-November 30th

Entire Inventory of In-Stock Dies on Sale

Buy 4 Dies and Get a 5th Free




Equal Price or Lesser Item Free



No Mix or Matching Dies & Stamps.


Styles may vary and special limited to in stock items only.

Special Orders are available, but will not be eligible for special pricing.



Foundation Décor

(excludes Tiered Trays)



53 Shopping Days Until Christmas



Scrapmania Gift
Cards Make a
Great Christmas Gift
for All Those
Crafters on your
Christmas
Shopping List



Free

Sweet Petunia Studio Bag With the Purchase of Any Size MISTI

While supplies last, what a great gift for yourself or a crafty friend!

Spend \$200.00 Pre-tax & Get A FREE Shop Hop T-Shirt



Supplies Limited

**Sizes Available-Medium, Large, XLarge,
2 XLarge, 3 XLarge, 4 XLarge, 5 XLarge**

I told you scrapbooking was exercise...



...we **punch** and **crop** all day!

Scrapmania 22 Hour Crop til you Drop Weekend

Saturday, December 10th-Sunday, December 11th

Cost: \$15.00

Bring a Snack to Share. Meals are on your own.
Extra Private Shopping Hours if you Attend the Crop.

Join us at Scrapmania for a fun 2-day crop with extended private exclusive shopping hours for croppers only! This will be a 2-day crop for only \$15 per person! Please bring a snack to share with the group!

The doors will open at 8:00 am til 8:00 pm on Saturday and will reopen from 8:00 am til 6:00 pm on Sunday, that is 22 hours of crafting, fun, & exclusive private shopping time for croppers! Our Hours will remain the same for shoppers not attending the crop. (Saturday 10:00 am til 5:00 pm and Sunday 10:00 am til 2:00 pm). Croppers will receive a 10% off discount for the whole weekend! Join us in our huge 13,600 sq ft space! Register today before you miss out! Maximum attendees will be 25, in our huge class area that is 1,100 sq ft. We hope you can join us for the fun! 319-377-9999

NO REFUNDS ON CANCELLATIONS 72 HOURS PRIOR TO THE EVENT! No food is provided. You can register in person or over the phone. If attending with friends, please tell us when registering, so we can seat you at the same table. Doors will not open until 8:00am on both days. We hope you can join us!



Scrapmania Upcoming Classes

Give our classes a try, you won't be disappointed! We are a local store, and our teachers are local too! Come alone and meet new people or bring some friends!! You are always free to bring snacks or drinks of your choosing too which includes alcohol if you choose. We have a huge class area to spread out in if you would like. Class attendees save 10% off the day of your class and reward punches. (Please bring Cash or Check for Teacher Fee) Scrapmania will no longer be offering evening classes. Most class supplies you may need can be obtained at Scrapmania.

Scrapmania has various repeating classes, and we are always adding new classes. Follow us on Facebook to get the latest information on all our great classes. Classes fill up quickly, so stop by the store or call us today at 319-377-9999 to get registered.

***Scrapmania is now
offering Cookie
Decorating Classes***






Grinch Painting Class

Come join us to create our bestselling Scrapmania painting class ever! It was so popular a few years ago, we are doing it again! Lynette paints right along with you-showing you which colors to blend and what brushes to use, making it easy to follow along! You will be amazed at the result in our local classes. We limit the number of attendees so you can get the help you need if you have questions! All the supplies are included, just bring YOU! Join us by yourself or with a friend, these classes are so much fun!!!

Class Level:	All Skill Levels
Class Instructor:	Lynette
Class Date:	Saturday, November 5th
Class Time:	12:00 pm-3:00 pm
Materials Fee:	\$15.00
Teacher Fee:	\$18.00
Kits Available:	Kits are not available for this class.
Class Supplies Needed:	NONE NEEDED-We Supply EVERYTHING!!



Kiwi Lane Stay & Play




Are you ready to create some awesome cards and/or scrapbooking pages using Kiwi Lane products? Come play with us all day at this **FREE** crop from 10:00 am-6:00 pm at Scrapmania with Linda! This is a wonderful local crop with our Kiwi Lane demonstrator!

Cost is **FREE**, just purchase some paper! Plus, if you attend for 2 hours or more, you will get a 10% discount that day on your entire purchase!

No need to sign up for this class. We have plenty of room in our huge classroom for **EVERYONE** in our 13,600 sq ft store!

Meals are on your own.

Class Level:	All Skill Levels
Class Instructor:	Linda
Class Date:	Thursday, November 17th
Class Time:	10:00 am-6:00 pm
Materials Fee:	No Charge
Teacher Fee:	No Teacher Fee
Kits Available:	Kits are not available, as Kiwi Lane does not allow it.
Class Supplies Needed:	Linda is supplying all your templates, vintage photo ink and a dauber. Just bring your basic tools-glue, tape runner, trimmer, & scissors. Just plan to buy a new collection kit or coordinating papers to use that day! No need to haul a bunch of stuff, Linda makes it super easy and fun for you!



Kiwi Lane Stay & Play




Are you ready to create some awesome cards and/or scrapbooking pages using Kiwi Lane products? Come play with us all day at this **FREE** crop from 10:00 am - 4:00 pm at Scrapmania with Linda! This is a wonderful local crop with our Kiwi Lane demonstrator!

Cost is **FREE**, just purchase some paper! Plus, if you attend for 2 hours or more, you will get a 10% discount that day on your entire purchase!

No need to sign up for this class. We have plenty of room in our huge classroom for **EVERYONE** in our 13,600 sq ft store!

Meals are on your own.

Class Level:	All Skill Levels
Class Instructor:	Linda
Class Date:	Saturday, November 19th
Class Time:	10:00 am-4:00 pm
Materials Fee:	No Charge
Teacher Fee:	No Teacher Fee
Kits Available:	Kits are not available, as Kiwi Lane does not allow it.
Class Supplies Needed:	Linda is supplying all your templates, vintage photo ink and a dauber. Just bring your basic tools-glue, tape runner, trimmer, & scissors. Just plan to buy a new collection kit or coordinating papers to use that day! No need to haul a bunch of stuff, Linda makes it super easy and fun for you!





Grinch Painting Class

Come join us to create our bestselling Scrapmania painting class ever! It was so popular a few years ago, we are doing it again! Lynette paints right along with you-showing you which colors to blend and what brushes to use, making it easy to follow along! You will be amazed at the result in our local classes. We limit the number of attendees so you can get the help you need if you have questions! All the supplies are included, just bring YOU! Join us by yourself or with a friend, these classes are so much fun!!!

Class Level:	All Skill Levels
Class Instructor:	Lynette
Class Date:	Saturday, November 19th
Class Time:	12:00 pm-3:00 pm
Materials Fee:	\$15.00
Teacher Fee:	\$18.00
Kits Available:	Kits are not available for this class.
Class Supplies Needed:	NONE NEEDED-We Supply EVERYTHING!!



Christmas Cookie Royal Icing Decorating Class


Get excited! Scrapmania is offering another exciting class at our local shop! Cookie decorating-how awesome is that??

These 9 super adorable Christmas cookies are easy to decorate & Cathy will take you through the decorating techniques for each cookie. You will also practice how to get Royal Icing to the correct consistency for decorating. You will be amazed at your result and have cookies to eat afterwards too! We limit the number of attendees for this class so you can get the help you need if you have questions. This class is filling up quickly, so stop by or call Scrapmania today to reserve your spot. 319-377-9999

Class is for adults, anyone under 18 MUST have an adult helper to assist!



Class Level:	All Skill Levels
Class Instructor:	Cathy
Class Date:	Saturday, December 3rd
Class Time:	9:30 am-11:30 am
Materials Fee:	\$15.00
Teacher Fee:	\$25.00 Please bring Cash or Check for Teacher Fee
Kits Available:	Not Available
Class Supplies Needed:	Cooking apron, grease free one cup size bowl, spatula, scissors, table knife and small spoon. Cookies, icing, & decorating supplies will be provided.



Christmas Cookie Royal Icing Decorating Class


Get excited! Scrapmania is offering another exciting class at our local shop! Cookie decorating-how awesome is that??

These 9 super adorable Christmas cookies are easy to decorate & Cathy will take you through the decorating techniques for each cookie. You will also practice how to get Royal Icing to the correct consistency for decorating. You will be amazed at your result and have cookies to eat afterwards too! We limit the number of attendees for this class so you can get the help you need if you have questions. This class is filling up quickly, so stop by or call Scrapmania today to reserve your spot. 319-377-9999

Class is for adults, anyone under 18 MUST have an adult helper to assist!



Class Level:	All Skill Levels
Class Instructor:	Cathy
Class Date:	Saturday, December 3rd
Class Time:	12:00 pm-2:00 pm
Materials Fee:	\$15.00
Teacher Fee:	\$25.00 Please bring Cash or Check for Teacher Fee
Kits Available:	Not Available
Class Supplies Needed:	Cooking apron, grease free one cup size bowl, spatula, scissors, table knife and small spoon. Cookies, icing, & decorating supplies will be provided.



Christmas Cookie Royal Icing Decorating Class




Get excited! Scrapmania is offering another exciting class at our local shop! Cookie decorating-how awesome is that??

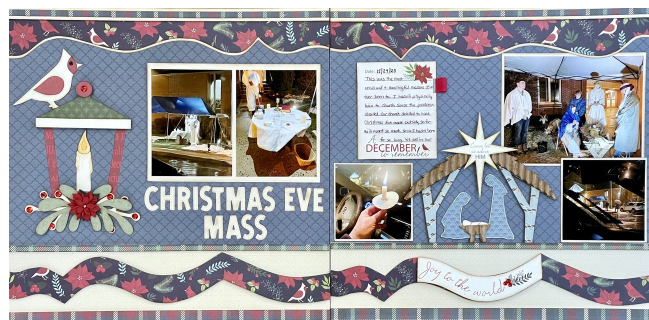
These 9 super adorable Christmas cookies are easy to decorate & Cathy will take you through the decorating techniques for each cookie. You will also practice how to get Royal Icing to the correct consistency for decorating. You will be amazed at your result and have cookies to eat afterwards too! We limit the number of attendees for this class so you can get the help you need if you have questions. This class has limited openings, so stop by or call Scrapmania today to reserve your spot. 319-377-9999

Class is for adults, anyone under 18 MUST have an adult helper to assist!

Class Level:	All Skill Levels
Class Instructor:	Cathy
Class Date:	Sunday, December 4th
Class Time:	12:00 pm-2:-00 pm
Materials Fee:	\$15.00
Teacher Fee:	\$25.00 Please bring Cash or Check for Teacher Fee
Kits Available:	Not Available
Class Supplies Needed:	Cooking apron, grease free one cup size bowl, spatula, scissors, table knife and small spoon. Cookies, icing, & decorating supplies will be provided.



Kiwi Lane Stay & Play




Are you ready to create some awesome cards and/or scrapbooking pages using Kiwi Lane products? Come play with us all day at this **FREE** crop from 10:00 am-6:00 pm at Scrapmania with Linda! This is a wonderful local crop with our Kiwi Lane demonstrator!

Cost is **FREE**, just purchase some paper! Plus, if you attend for 2 hours or more, you will get a 10% discount that day on your entire purchase!

No need to sign up for this class. We have plenty of room in our huge classroom for **EVERYONE** in our 13,600 sq ft store!

Meals are on your own.

Class Level:	All Skill Levels
Class Instructor:	Linda
Class Date:	Thursday, December 15th
Class Time:	10:00 am-6:00 pm
Materials Fee:	No Charge
Teacher Fee:	No Teacher Fee
Kits Available:	Kits are not available, as Kiwi Lane does not allow it.
Class Supplies Needed:	Linda is supplying all your templates, vintage photo ink and a dauber. Just bring your basic tools-glue, tape runner, trimmer, & scissors. Just plan to buy a new collection kit or coordinating papers to use that day! No need to haul a bunch of stuff, Linda makes it super easy and fun for you!



Kiwi Lane Stay & Play




Are you ready to create some awesome cards and/or scrapbooking pages using Kiwi Lane products? Come play with us all day at this **FREE** crop from 10:00 am - 4:00 pm at Scrapmania with Linda! This is a wonderful local crop with our Kiwi Lane demonstrator!

Cost is **FREE**, just purchase some paper! Plus, if you attend for 2 hours or more, you will get a 10% discount that day on your entire purchase!

No need to sign up for this class. We have plenty of room in our huge classroom for **EVERYONE** in our 13,600 sq ft store!

Meals are on your own.

Class Level:	All Skill Levels
Class Instructor:	Linda
Class Date:	Saturday, December 17th
Class Time:	10:00 am-4:00 pm
Materials Fee:	No Charge
Teacher Fee:	No Teacher Fee
Kits Available:	Kits are not available, as Kiwi Lane does not allow it.
Class Supplies Needed:	Linda is supplying all your templates, vintage photo ink and a dauber. Just bring your basic tools-glue, tape runner, trimmer, & scissors. Just plan to buy a new collection kit or coordinating papers to use that day! No need to haul a bunch of stuff, Linda makes it super easy and fun for you!



Design Team

Lisa's October Design Team Shaker Cards

Here are a couple of cards Lisa did for October Design team. She wanted to play with shaker cards so these products from Maker's Movements were perfect! Lisa wanted a




card with only die cut images to showcase that not every card needs to be stamped and colored. The trick or treat sign was the only stamped portion of this card.




Mr. Bones is just taking a quick nap in his cute little coffin box.

When Lisa is going to cover a larger portion of pattern paper she will often die cut or trim out the center to save for the next project.



Here is what the center of the pattern paper die cut out looks like. Lisa will save the portion on the left to use on another card or project.

After covering her center that she die cut out, nobody will ever know that the middle is missing! Shhh, Don't Tell!



She wanted her pumpkin to have a stem and leaves but this die set didn't have those so she cut the pumpkins face from green and then trimmed the pieces to make them look like a stem and leaves. If you love to give your cards dimension, then you MUST try the easy peel pop dots available at Scrapmania. Lisa loves the easy peel tab which makes for quick removal of

the backing and are a staple in her craft room!



Toni's October Design Team-Apple Fest



Every year Toni goes to an orchard in the fall and has such a good time picking and sampling the apples! Toni wanted her layout to be a classic fall themed with an emphasis on the delicious apples. She couldn't resist a good shaker, so she added that element into her design as well. She used an array of papers



from the Carta Bella Hello Fall and Welcome Fall Collections. She laid out the paper and sewed a piece of matching fabric from her stash as a transition between the different designs. Toni then matted her pictures with vellum paper by Bazzill. She was obsessed with using vellum to mat her pictures as it gives the photo a nice distinction but does not overpower the beautiful designs of the paper. Toni cut out her apple die cuts using the Lawn Fawn's Outside in Stitched Apple Stackables. These made it so easy to cut out a whole apple or an apple with a cutout in the center so it could easily be turned into a shaker. She also loved that it includes different sized apple stems and leaves for the apples! She then made her shakers by cutting out acetate for the window. She used 3D adhesive for the inside of the shaker and added a variety of buttons from a great collection of embellishments by 28 Lilac Lane. Toni also added a few sequins from Craft Medley's Cup Sequins Paillettes in the Dazzling Metallics colors. After all the shakers were assembled, she started mixing and matching the stems and leaves to the apples and placing the apples on the page. She glued some directly to the page and used foam adhesive dots for others to add varying textures. Toni added some bakers twine to some of the apple stems to add a little more whimsy and texture. She then completed the page by adding journaling and the title using the Kaiser Craft Cream Alpha Stick-



ers. She loved the subtle grid background on these stickers, so cute! The background was a little busy, so she used a brown marker to shadow the letters to help them pop a little more. For the finishing touch she added Mercury Glass Stickles dots in clusters to help guide your eye throughout the layout, she can't help but having add bit of shimmer to her layouts! Toni absolutely loves the classic vibe of this layout along with the fun shakers that help bring it to life!

Toni's October Design Team Unbeleafably Cute



Toni was inspired by Design Team member Karen's "Thank you Teacher" card from last month. She loved how the images she stamped popped off the kraft paper she used. The kraft paper was begging for her to do a fall layout with it after Toni saw her stunning card! She started with the Dark Kraft paper and made 4 1/2" stripes diagonally across, then used Taylored Expressions Pumpkin, Candy Corn, Mulled Wine, and Gina K's Moonlit Fog. She taped down her Pink & Main Leafy Stencil using washi tape, then used her ink blenders to add the color to her paper to create her background. She then sprinkled some gold shimmer paint on

the background to help add some interest. Once the background was complete, she matted her photos with Gold Glitter cardstock. She then set out to cut out all the darling leaves using the Elizabeth Craft Designs Maple Leaves die. She used Textured Copper and Bazzill Metallic Gold cardstock and then she started placing the photos and leaves on her page. She wanted it to look like the photos and leaves just fell on the page naturally to mimic her daughter

laying in the leaves in one of the photos. Once she achieved the look she wanted, she started adhering everything down. She glued some



parts of the leaves directly to the background and used foam dots on others to add a more natural texture of leaves piled on one another. She finished the layout by journaling with a gold pen and using the adorable Doodlebug Designs Sunshine Gold Foil Alphabet Stickers. Toni loves the way the leaves jump off the



page with Kraft paper. It is a perfect way to show memories from a wonderful fall afternoon!



Jennifer's September Design Team Contribution

Hello Friend-Happy Autumn



One of Jennifer's contributions for last month was overlooked, so here it is just in time to go along with all the beautiful fall colors we have had on the trees these past couple of weeks.

Jennifer's Hello Friend card was inspired by a graphic in the September Scrapmania newsletter. Just goes to show that inspiration is everywhere! Jennifer started by ink smooshing a variety of Distress Oxide ink colors (Crackling Campfire, Wild Honey, Fossilized Amber, and Crushed Olive) on watercolor paper. She then splattered the image with Ground Espresso Distress Oxide ink. After ensuring that the paper was dry,



she die-cut the Memory Box Scribble Leafy Branch multiple times from the background paper.

She stamped the Dainty Plaid with white pigment ink on a kraft panel, then adhered the leaves in a circular fashion around the center. The sentiment is from the Concord & 9th Harvest Wreath Turnabout and was stamped in two different colors for some interest. The sentiment panel was popped up with a scrap of fun foam.

Jennifer's October Design Team

Merry Christmas



This Christmas card takes on a more subtle feel with its neutral color palette. Jennifer used both white and gold heat embossing for the ornaments and the Sunny Studios Retro Ornaments and Sentiment stamps. The ornament strings were drawn in with a Copic multi-liner. She used the Concord & 9th Harvest Wreath Turnabout non-Christmas stamp to add a row of greenery across the top to simulate the ornaments hanging from a tree or a bough. She



flicked diluted white acrylic paint on the Kraft panel to look a bit like snow, then matted it with a very small black frame using the Taylored Expressions Mini Slim Scallop Nesting die.

Jennifer's Second Card October Design Team



Jennifer started with the Pinkfresh Studio Dainty Plaid stamp set and heat embossed it with red embossing ink. She then used the coordinating stencils and a variety of green ink colors to fill in the plaid design. She stretched her supplies by using a non-Christmas set, Concord & 9th Harvest Wreath Turnabout for the green and red die-cut details behind the sentiment. She added some Snow Marker and red glitter Stickles to the die-cuts to make them feel more holiday-ish.



The sentiment is heat-embossed with gold.

Jennifer's Classy Christmas Card October Design Team



For this card, Jennifer did some partial die-cutting with the ornaments in the Sunny Studio Retro Ornaments set. The ornaments were die-cut first, then stamped in red ink, then heat embossed with gold embossing powder. The sentiment Sunny Studio Season's Greeting is also gold heat embossed. Greenery always looks so festive in real life and on cards, so she added a row across the top in a variety of green ink colors. The strings for the ornaments





were drawn in with a Copic multi-liner pen.

Karen's Halloween Card October Design Team

For her October projects Karen decided to go with a Halloween theme and used the Bella Blvd Spell On You collection kit, ephemera and enamel dots, along with the Maker's Movement Witches Please stamp and die set with their shaker sprinkles.



For her first two cards, she created shakers with the Makers Movement Witches Cauldron die, using several layers of cardstock glued together and clear acetate. Shakers are simple to assemble, they just take a little bit of extra time! She then embellished both cards with some enamel dots.



Karen's Card October Design Team



For this card, Karen wanted something very simple, without any stamping and die cutting, so she used matching ephemera and enamel dots to decorate.

Since this is such a cute collection, she decided to use her Cricut to cut out a gift bag. It was so easy to assemble with Scor-Tape and decorate and would be perfect to fill with candy or some little treats for someone. She also created a mini card to match.



Scrapmania Retreat House



Scrapmania Retreat House is a beautiful 4 bedroom home complete with 2 baths perfect for scrapbooking, card making & quilting! We are open 365 days a year. This home features 2 bedrooms on the main floor and 2 bedrooms

upstairs, with 2 twin beds on the main floor. Our large kitchen allows you the ability to cook on site, complete with all the cookware & dining ware you will need including an air fryer, Keurig, crock pots, wine glasses and everything you could possibly need. If you are not in the mood to cook, there are many close by eating establishments. There is also a Hy-Vee grocery store just a couple blocks away. We have plenty of parking and are easy to get

to, only 15 minutes from Scrapmania. The house has a screened in front porch to sit and relax. We have free WIFI, and TV with Netflix on the main floor. Tables & comfortable rolling chairs are set up for you prior to your arrival, along with individual Ott lighting and trash cans. We also offer a Cricut Expression on site for use

(must bring your own mat) with many cartridges. We also have a Sizzix Big Shot machine and hundreds of dies available for your use at no extra charge. Since we are affiliated with Scrapmania (4750 Tama St SE) there will be some basic items on hand for purchase. (Paper collection kits & Cricut mats). No pets are allowed at the house. Smoking is only permitted outside. Illegal drugs are not allowed on premises. All attendees must be 18 or over. Thank you for your understanding. If you have any questions, please ask! I am happy to help!

Rates: Friday at 10:00 am through Sunday at 3:00 pm \$100 per person, \$20 per day for additional days. Minimum: 6 people per weekend rental, maximum 9 people (minimum 3 people for additional days, like Thursday). Full Payment is required to secure each booking.

Previously, I have had last minute cancelations, so I am going to be firm about not holding dates until payment is made. Thanks for understanding!

Ready to book a stay? We'd love to have you join us! Pack your clothes & your scrap/card/quilt/knitting/supplies & get ready for FUN! We have the rest covered for you! Towels and bedding are all provided.

All reservations are first come first serve.

Reservations are not refundable, (no exceptions) but they are transferable. If you are not able to make it, and you know someone else who can, they are able to purchase your spot from you.

SCRAPMANIA RETREAT HOUSE

2200 D Street SW

Cedar Rapids, Iowa 52404



Contact Stacy Wolrab today to pick a weekend to spend crafting with friends!

319-721-7300



Scrapmania

We value your opinion, and so do your neighbors!

As a locally owned business, our reputation is very important to us. Would you please take a minute to post a recommendation or a review on one of the sites below? Most of our new customers come from word of mouth referrals, so your comments help us grow.

Also, if you have not been 100% pleased with our service, will you please phone me directly at the number below so that I can personally solve it? Your feedback and assistance is truly appreciated. Thank you for being our customer!

Stacy Wolrab, Owner
(319) 377-9999

PLEASE RECOMMEND US! **We appreciate it!**



If you have a Gmail account, you can review us at Google in 3 minutes flat! Please find our Google page by typing in our business name, city and state in a Google search and then just click on the [Write a review](#) box.

If you use Yelp, please feel free to leave us a review from your computer or cell phone. Find us at [Yelp.com](#). Or scan the code. Thanks!



From the convenience of your computer or mobile phone, you can leave a trusted local review right at our website. Simply scan the code to bring up our site or here's our address:

crscrapmaniareviews.com





Scrapmania

Classes, Card Making, Scrapbooking, Craft Mail, Vendors, and Gift Shop

Sun 10-4, Mon-Thur 10-8, Fri 10-6, Sat 10-5

New Location

4750 Tama St SE
Cedar Rapids, IA 52403
319-377-9999

www.CRScrapmania.com

www.facebook.com/CRScrapmania

www.facebook.com/ScrapmaniaRetreatHouse

\$5	\$5	\$5	\$5	\$5	\$5	\$5	\$5
\$5	\$5	\$5	\$5	\$5	\$5	\$5	\$5
\$5	\$5	\$5	\$5	\$5	\$5	\$5	\$5
\$5	\$5	\$5	\$5	\$5	\$5	\$5	\$5
\$5	\$5	\$5	\$5	\$5	\$5	\$5	\$5

\$10 free product with a filled card!

Rewards Punch Card

Did you know that Scrapmania has a Rewards Card? Every \$5.00 you spend pre-tax you get one punch & once the card is filled you get \$10.00 free product. Cards never expire!! Make sure to stop by the store often and like us on Facebook, you never know when Stacy will have a Double Punch Day. That's right, Double Punches. On Double Punch Days you will get two punches for every \$5.00 you spend pre-tax.



Scrapmania © 2022, All rights reserved.

You are receiving this email because you are registered with Scrapmania Scrapbook Store. Please add crscrapmania@gmail.com and vswolrab@q.com to your address book to make sure you don't miss an email.

Specials are in stock merchandise only, while supplies last, special orders do not qualify for sales!

We aren't responsible for errors in this newsletter, thanks for understanding that mistakes happen!

Our mailing address is:

Scrapmania

4750 Tama Street NE

Cedar Rapids, Iowa 52402

319-377-9999

Our Email is crscrapmania@gmail.com

www.Facebook.com/CRScrapmania