



4750 Tama St. SE - Cedar Rapids, IA - 52403

Phone Number: 319-377-9999

## New Store Hours:

Monday: 10 am - 6:00 pm  
Tuesday: 10am - 7:00 pm  
Wednesday: 10am - 6:00pm  
Thursday: 10:00 am - 7:00 pm  
Friday: 10:00 am - 6:00 pm  
Saturday: 10:00 am - 5:00 pm  
Sunday: 10:00 am - 2:00 pm

Closed Easter, Thanksgiving & Christmas



## New Store Hours

### Starting September 1st

**Sunday 10:00am-2:00pm**

**Monday 10:00am-6:00pm**

**Tuesday 10:00am-7:00pm**

**Wednesday 10:00am-6:00pm**

**Thursday 10:00am-7:00pm**

**Friday 10:00am-6:00pm**

**Saturday 10:00am-5:00pm**

**There will be no night classes**



I told you scrapbooking was  
exercise...



...we **punch** and **crop** all day!

## Scrapmania 22 Hour Crop til you Drop Weekend

Saturday, September 10th &  
Sunday, September 11th

Cost: \$15.00

Bring a Snack to Share. Meals are on your own.  
Extra Private Shopping Hours if you Attend the Crop.

Join us at Scrapmania for a fun 2-day crop with extended private exclusive shopping hours for croppers only! This will be a 2-day crop for only \$15 per person! Please bring a snack to share with the group!

The doors will open at 8:00am til 8:00pm on Saturday and will reopen from 8:00am til 6:00pm on Sunday, that is 22 hours of crafting, fun, & exclusive private shopping time for croppers! Our Summer Hours will remain the same for shoppers not attending the crop. (Saturday 10am til 4:00pm and Sunday 10am til 2:00pm). Croppers will receive a 10% off discount for the whole weekend! Join us in our huge 13,600 sq ft space! Register today before you miss out! Maximum attendees will be 25, in our huge class area that is 1,100 sq ft. We hope you can join us for the fun! 319-377-9999

NO REFUNDS ON CANCELLATIONS 72 HOURS PRIOR TO THE EVENT! No food is provided. You can register in person or over the phone. If attending with friends, please tell us when registering, so we can seat you at the same table. Doors will not open until 8:00am on both days. We hope you can join us!





# September Specials



**Off Your Entire Purchase  
for Three Days Only**

**Thursday, September 1st**

**Friday, September 2nd**

**Saturday, September 3rd**

**(Excludes Gift Cards, Special Orders,  
Hold Orders, Machines, MISTI and  
Classes)**





# Off All MFT Stamps & Dies

## Sunday, September 4th through Saturday, September 10th



MY FAVORITE THINGS DESIGN TEAM

Hanh Nguyen

Styles may vary & supplies  
limited.



# Off All COTTAGECutz Dies

## Sunday, September 11th through Saturday, September 17th



Hugs



Approximate Assembled Size:  
2.7\"/>

Santa Peeker (4x4)



Approximate Assembled Size:  
3.4\"/>

Spring Chicken



Approximate Assembled Size:  
9\"/>

Double Trouble Bunnies



Approximate Assembled Size:  
Burger: 1.9\"/>

Build-A-Burger



Styles may vary & supplies limited.





# Off Collection Kits

## Sunday, September 18th through Saturday, September 24th



**Styles may vary & supplies  
limited. Excludes Mintay**



**All specials are for in stock merchandise only, Excludes Hold Orders, Classes  
& Gift Cards. Special orders are still available but will not get a discount.**



## Off Adhesives Sunday, September 25th through Friday, September 30th



Free Magazine with  
a \$125.00 Pre-Tax  
Purchase while  
supplies last...

Creative Scrapbooker Magazine is a technique-rich paper crafting magazine that features scrapbooking, card making, stamping and mixed media projects. With a gorgeous overall design and book-like print quality.





***Our website is ready! Check it out! [www.HarvestTheScraps.com](http://www.HarvestTheScraps.com)***

Passports to the Harvest The Scraps 2022 Shop Hop are now available to purchase! The cost will be \$20 each, and \$5 per passport will be donated to the Breast Cancer Alliance. We hope you and your best crafty friends are ready for an adventure as you travel across our beautiful states!

### **Did you know Shop Hops have prizes???**

We have amazing sponsors who have been over the top generous to make sure this Shop Hop is the BEST ONE EVER!!! There will be fabulous crafty items like blending brushes, stamps, dies, paper, stencils and more from all your favorite companies in the industry!! Plus, a weekend getaway too!

### **How can you enter? It's super easy!**

Step #1 - Purchase a Harvest The Scraps Passport to Fun at ANY of our participating local shops in Illinois/Iowa.

Step #2 - Stop by our Illinois/Iowa Shop Hop Stores anytime during October 1st-15th, 2022. DON'T FORGET YOUR PASSPORTS-YOU NEED THEM! Those 15 days in October will allow you 3 Saturdays which will help you have more time on your adventure to visit these great destination shops! Each store will have a unique stamp for your passport. There is no purchase necessary to get punches on your passport, but shopping is ALWAYS ENCOURAGED! Let's show these stores how much we love and appreciate their participation! Special offers will be available to Shop Hoppers ONLY at ALL of the participating stores! Each store will also have an EXCLUSIVE Take and Make available only for passport holders! This is a special to go project that only attendees can purchase! Remember the more stores you visit, the more stamps you get on your passport to fun! That means the more chances for prizes including the grand prize!

Step #3 - Turn your passport in at any participating shop, it DOES NOT have to be the shop you originally purchased the passport at! (Take pictures of your passport FIRST if you are scrapbooking your trip!)

Step #4 - All stores will have equal prizes, no matter the location or size of the store. Winners agree to have their name & picture posted on social media. Prizes can be mailed at no expense to you, by the store if you are unable to pick them up in person within 10 days. We would prefer prizes be picked up when possible so we can share in your excitement! Either way we require a picture of the winners with their prizes, so we can share them with the group! Good luck to all hoppers! Thank you for joining our Illinois/Iowa Shop Hop for 2022, and for giving back to a great charity while supporting small businesses and wonderful manufacturers all at once!





## What is a Shop Hop?

Quite simply, a Shop Hop is when paper crafters visit multiple shops in a single trip, or over the course of a few days. You purchase a passport from a participating shop, each shop stamps your passport when you visit. Shoppers that visit 3 shops are entered in a drawing for a fantastic prize donated by our very generous vendors. The grand prize is a weekend stay at the Scrapmania Retreat House! Shoppers are entered to win the grand prize when they obtain 6 stamps in their passport.

All our shops along the shop hop route are beyond thrilled that we will be seeing new faces and familiar faces as you all venture out on the 2022 hop! You get to travel through the Midwest at a beautiful time of year, seeing gorgeous Fall scenery along your path! Each stop you visit you will get to enjoy a local small business with tons of great products different at each store! You are going to want to stop at every single store! We are all excited to host, and hope you are excited to finally get back to traveling! Enjoy all 10 of these amazing and unique shops in Illinois and Iowa!

Scrapmania  
4750 Tama St SE  
Cedar Rapids, Iowa, 52403  
319-377-9999  
crscrapmania@gmail.com  
phone orders only,  
no online website

One Paper Place  
590 Bankview Drive, Suite B  
Frankfort, IL 60423  
815-388-6745  
onpaperplace@gmail.com  
<https://onpaperplace.com>

Hannah's  
414 Lake St  
Antioch, IL 60002  
847-395-3355  
dana@hannahs.com  
<https://hannahs.com>

Cut It Out Scrapbooking  
19 Crystal Lake Plaza  
Crystal Lake, IL 60014  
815-526-3316  
angela@cutitoutinc.com  
<https://www.cutitoutscrapbooksupplies.com>

The Create/Exchange  
615 Center Point Rd NE  
Cedar Rapids, IA 52402  
319-693-2043  
thecreate.exchange@gmail.com  
<https://thecreateexchange.com>

Memory Bound Scrapbooks  
641 N Ankeny Blvd.  
Ankeny, IA 50023  
515-965-1102  
email@memorybound.com  
<https://memorybound.com>

Craft Fancy  
1818 N. Arlington Heights  
Road, Unit B  
Arlington Heights, IL 60004  
Phone: 847-670-6065  
craftfancy@gmail.com  
<https://craftfancy.com>

Wild Angels Expressions  
415 Cedar St  
Tipton, IA 52772  
(563) 886-5018

Creative Cards And Crafts  
15 E Park Blvd  
Villa Park, IL 60181  
(630) 782-9999  
askus@creativecardsandcrafts.com  
<https://creativecardsandcrafts.com>

Backroads Plum Crazy  
1430 220th St  
Ionia, IA  
641-456-6305  
michelle@backroadsplumcrazy.com  
[backroadsplumcrazy.com](https://backroadsplumcrazy.com)

**2022 Shop Hop Shirts are available for preorder at any participating Shop Hop Store. Don't delay stop in or call to reserve your shirt.**

<b>Small-XLarge</b>	<b>\$18.00</b>
<b>2 XLarge</b>	<b>\$20.00</b>
<b>3 XLarge</b>	<b>\$20.00</b>
<b>4 XLarge</b>	<b>\$22.00</b>
<b>5XLarge</b>	<b>\$24.00</b>

Here is a list of our AMAZING SHOP HOP SPONSORS and more sponsors will be added! As you can see this is a huge list of brands that you will find at our local shops! Most of these are NOT brands you will locate at the big box stores. As small business owners we strive to bring you unique items that you can't find just anywhere. We are special, and our customers are special! If there is ever anything specific you are looking for, please ask, we are happy to try to get it for you. Make sure you check out these wonderful manufacturers and more when you are participating in the Harvest The Scraps Shop Hop 2022!

49 & Market  
Avery Elle  
Doodlebug  
Gina Marie  
Kiwi Lane Creative partner Linda Hanson #247200  
Maker Forte  
Memory Place  
Notions Marketing  
Pink & Main  
Pretty Pink Posh  
Riley Blake  
Simple Stories  
Stampendous  
Sweet N Sassy Stamps  
Taylored Expressions  
Thermoweb  
Waffleflower  
WOW

American Crafts  
Dare 2B Artzy  
Gina K  
Kat Scrappiness  
Lawn Fawn  
Memory Box  
Newtons Nook  
Paper Rose  
Picket Fence Studios  
Reminisce  
Scrapmania Retreat House  
Sizzix  
Sunny Studios  
The Paper Cut  
The Crafters Workshop  
Viva Las Vegas Stamps  
Whimsy

THANK YOU, THANK YOU, THANK YOU to each sponsor-for your generosity! Our customers are going to be so excited for the raffle prizes of stamps, dies, paper collections, adhesive, embossing powder, stencils and more.

**I'm so excited.**



**Follow Harvest The Scraps on Facebook**



Harvest the Scraps is 😊 feeling optimistic.

August 4 at 8:53 AM · 🌐

We would love to have you share our Harvest The Scraps Shop Hop page! Sharing is caring, so spread the love! ❤️

Places to share it-

1. On your own Facebook page
2. In any crafty groups you belong to
3. All retreat pages you participate in
4. Instagram
5. Pinterest
6. Word of Mouth



Why share it?

It helps support our local shops, and it doesn't cost you a dime! Sharing it will also help get more attendees. A successful 1st Shop Hop will ensure we will have these yearly. So even if you can not attend this year, please share the information with others so we are able to do this again next year!

Thank you sooooo much crafters!



**Join us at Scrapmania for a CARD SWAP!!**

**Saturday, October 29th 11:00am-2:00pm**

**Attendees must pre-register at Scrapmania**

**Stop by the store or call 319-377-9999**

What a fun way to get a variety of cards all at once! There will be a \$10 fee for you to participate but you will get a \$5 store credit to be used the day of the swap, plus 10% off on your purchases that day! The other \$5 will go towards snacks from your hostess.

Please use quality products like those found here at Scrapmania. No construction paper, or items that are not quality supplies. We want each participant to be happy with their cards received in the swap, including you! Our minimum swap size will be 6, and a maximum of 12 attendees.

Each participant creates and assembles one card to be used as an example then cuts pieces to make more of the same card and package the pieces together in Zip-lock baggies or clear cellophane bags that seal, including any embellishments as well as have the images/sentiments pre-stamped. All packages along with the original card need to be taken to the store on assigned day (swap day). If you can't attend swap day, you will need to drop off your bagged cards at Scrapmania no later than **August 3rd**. This includes if you must mail the kits and sample card. If you must mail the kits and sample card you are responsible for return postage of card kits. If mailed, the kits must be placed in a gallon Ziplock bag with your name on it and the kits due to you will be returned in the same bag along with the card sample that you sent. On swap day you will assemble the cards from your assigned group and leave with other cards plus the original card you made! If your card requires coloring, please bring the colors used to the swap so others can finish their coloring too.

Items that are required to bring with you to assemble your cards are: Adhesive, pop dots, double sided tape, glue, and scissors. Craft mat is optional.

All cards must be made of quality paper and be A2 (5 ½ x 4 ¼) in size. No envelope is required! Cards need to all be the same. There is no theme for this swap, but we may add a theme in the future!

Please contact Stephanie at 563-260-6889 to get signed up or with any questions.





## Scrapmania Fall Indoor Garage Sale Thursday, Nov. 10th at 10 AM through Monday, Nov. 14th at 3 PM


Be sure to Save the Date for our next INDOOR Scrapmania Crafty Garage Sale! Customers mark their treasures they no longer use, then we organize it all in our HUGE store, and you get to come SHOP!!! It's a win, win for sellers and shoppers!

What kinds of things do we usually have-thousands of stamps, die cutting machines, Cricuts & cartridges, dies, trimmers, yarn, punches, paper, storage, ribbon, embellishments, tools-pretty much EVERYTHING CRAFTY! This is a great way to stock up on creative stuff without blowing the bank!

Sunday & Monday are both half price days, so make sure to come in at least twice, on a regular price day, and again on half price day! There will be a new video posted on Facebook everyday showing how much is left at the sale. You NEVER MISS OUT on the good stuff by missing the first couple days! We get so much, there is ALWAYS still good stuff left, I promise!

Do you want to SELL your stuff, you no longer use? GREAT--You purchase a seller number for \$5.00, that number is yours for future garage sales too, if you choose to keep participating, just reactivate your number at each sale. **80% of what you make gets saved into our computer system as store credit that DOES NOT EXPIRE! The remaining 20% is used to cover my additional help at the store, as well as my credit card processing fees.**

There are a few rules sellers must abide by: clean, non-broken items, you know the good stuff that other people want! We don't want to be thought of as a junk sale, as we always have fantastic items! Once the sale is over, we organize the seller's items back into boxes, and you pick up the leftovers, hopefully you have none! This sale is looking to be our biggest & best one yet! We always have new sellers at each sale too, which keeps things fresh! Stop into Scrapmania for a complete list of rules. Items can be dropped off starting 5 days before the sale and must be picked up in the 3 days after the sale ends unless you would like them donated. Any questions, please feel free to ask! 319-377-9999



# Scrapmania Upcoming Classes

Give our classes a try, you won't be disappointed! We are a local store, and our teachers are local too! Come alone and meet new people or bring some friends!! You are always free to bring snacks or drinks of your choosing too which includes alcohol if you choose. We have a huge class area to spread out in if you would like. Class attendees save 10% off the day of your class and reward punches. (Please bring Cash or Check for Teacher Fee) Scrapmania night classes will no longer be available. All class supplies you may need can be obtained at Scrapmania.

Scrapmania has various repeating classes, and we are always adding new classes. Follow us on Facebook to get the latest information on all our great classes. Classes fill up quickly, so stop by the store or call us today at 319-377-9999 to get registered.

***Scrapmania is now  
offering Cookie  
Decorating Classes.***

***Halloween &  
Christmas Cookies  
Classes Coming  
Soon.***





## Nikki's Card Class

Nikki has designed another fantastic card class. Make all 6 of these adorable cards or sign up for a kit if you can't make it in! Class and kits usually sell out. Nikki's classes always fill up quick, so don't delay!

All class attendees always get 10% off their entire purchase the day of class. We greatly appreciate your support of our local shop and local instructors!

Kits are available but must pre-ordered before class to guarantee availability. Class kits will be brought in by the teacher no later than the class date, sometimes sooner, but no guarantees. Thanks for understanding.

Class Level:	All Skill Levels
Class Instructor:	Nikki
Class Date:	Thursday, September 8th
Class Time:	2:00pm-4:00pm
Materials Fee:	\$14.00
Teacher Fee:	\$18.00 Please bring Cash or Check for Teacher Fee
Kits Available:	\$32.00 Must Pre-Order
Class Supplies Needed:	Scissors, adhesive, wet adhesive, glue gun w/ glue sticks (or your choice of adhesive to attach bows), white pen, quilling tool, Nuvo Simply White Drops, pop dots, Taylored Expressions Cupcake & Peapod inks & daubers.  Optional Supplies: Jewel picker, spray adhesive & 1/8" double sided tape.





## Fall Pumpkin on Wood Painting Class

Join Lynette at Scrapmania and create this amazing wood painting to add to your fall decor! Lynette paints right along with you showing you which colors to blend and what brushes to use, making it easy to follow along! You will be amazed at the result in our local classes. We limit the number of attendees so you can get the help you need if you have questions! All the supplies are included, just bring YOU! Join us by yourself or with a friend, these classes are so much fun!!! This class only runs once, so stop by the store or call to register today! 319-377-9999

Class Level:	All Skill Levels
Class Instructor:	Lynette
Class Date:	Saturday, September 17th
Class Time:	12:00pm-3:00pm
Materials Fee:	\$15.00
Teacher Fee:	\$20.00
Kits Available:	Kits are not available for this class.
Class Supplies Needed:	NONE NEEDED-we supply EVERYTHING!!



## Kiwi Lane Stay & Play




Are you ready to create some awesome cards and/or scrapbooking pages using Kiwi Lane products? Come play with us all day at this **FREE** crop from 10:00am-4:00pm at Scrapmania with Linda! This is a wonderful local crop with our Kiwi Lane demonstrator!

Cost is **FREE**, just purchase some paper! Plus, if you attend for 2 hours or more, you will get a 10% discount that day on your entire purchase!

No need to sign up for this class. We have plenty of room in our huge classroom for **EVERYONE** in our 13,600 sq ft store!

Meals are on your own.

Class Level:	All Skill Levels
Class Instructor:	Linda
Class Date:	Saturday, September 24th
Class Time:	10:00am-4:00pm
Materials Fee:	No Charge
Teacher Fee:	No Teacher Fee
Kits Available:	Kits are not available, as Kiwi Lane does not allow it.
Class Supplies Needed:	Linda is supplying all your templates, vintage photos ink and a dauber. Just bring your basic tools-glue, tape runner, trimmer, & scissors. Just plan to buy a new collection kit or coordinating papers to use that day! No need to haul a bunch of stuff, Linda makes it super easy and fun for you!



## Echo Park Folio & Two-Page Layout

The Christmas holidays are just around the corner. Let's get into the holiday spirit and join Lisa to create this festive 2-page layout & folio with the Echo Park The Magic of Christmas Collection kit. It's super easy to put both projects together and Lisa will walk you through step by step.

Stop by the store or call 319-377-9999 to reserve your spot.

All class attendees will save 10% off their purchase the day of the class and get reward punches too.



Class Level:

All Skill Levels

Class Instructor:

Lisa

Class Date:

Sunday, September 25th

Class Time:

10:00am-1:00pm

Materials Fee:

\$18.00

Teacher Fee:

\$15.00

Please bring Cash or Check for Teacher Fee

Kits Available:

No

Class Supplies Needed:

Basic Kit: Trimmer, scissors, tape runner, wet adhesive, daubers, red & black ink.







## Royal Icing Cookie Decorating Class

Boo!!! Did I scare you? Scrapmania is offering another exciting class at our local shop! Cookie Decorating-how awesome is that??

These 9 super cute spooky cookies are easy to decorate & Cathy will take you through the decorating techniques for each cookie. Learn how to outline & flood cookies with Royal Icing. You will also practice how to get your Royal Icing to the correct consistency for decorating and how to add dimension accents to your cookies. Everyone will receive a free cookie stencil. You will be amazed at your final result and have cookies to eat afterwards too! We limit the number of attendees for this class so you can get the help you need if you have questions. Join us for class by yourself or with some friends! This class is filling up quickly, only 6 remaining spots available, so stop by or call today to get registered. 319-377-9999

Class is for adults, anyone under 18 **MUST** have an adult helper to assist.

Class Level:	All Skill Level
Class Instructor:	Cathy
Class Date:	Sunday, October 9th
Class Time:	12:00pm-2:00pm
Materials Fee:	\$15.00
Teacher Fee:	\$25.00
Kits Available:	Kits are not available for this class.
Class Supplies Needed:	<p>Cooking apron, grease free small mixing bowl, silicon spatula, scissors, table knife and small spoon.</p> <p>Cookies, icing, &amp; decorating supplies will be provided.</p>



## Nikki's All Occasion Card Class

Fall is almost here, so it is time for some crafty time! Take time for yourself in this fun card daytime class at Scrapmania! Make all 6 of these awesome cards in one class or sign up for a kit if you can't make it in! Class and kits will both sell out, so register early! Nikki's classes always go quick! Your friends and family will love getting them in the mail. You can also give the kit or finished cards away as a gift! All class attendees always get 10% off their entire purchase the day of class. This is the perfect time to purchase items used in class plus a few others, while you get a discount! I greatly appreciate your support of our local shop and our local instructors too!

Class Level:	All Skill Levels
Class Instructor:	Nikki
Class Date:	Tuesday, October 11th
Class Time:	2:00pm-4:00pm
Materials Fee:	\$14.00
Teacher Fee:	\$18.00
Kits Available:	Kits are available for \$32 but must be signed up before to guarantee availability! Class kits will be brought in by the teacher no later than the class date, sometimes sooner, but no guarantees!! Thanks for understanding.
Class Supplies Needed:	<p>Scissors, glue, tape runner, hot glue gun w/ glue sticks (or your choice of adhesive for bows), white gel pen, black gel pen, Nuvo Simply white drops, &amp; pop dots</p> <p>Optional items that are handy to have: Spray adhesive, jewel picker, tweezers, Gina K warm cocoa &amp; prickly pear inks, Taylored Expressions pumpkin &amp; cherry pop inks, and ink daubers.</p>



## Penguin & Snowman Painting Class

Come create an adorable Painting with us at Scrapmania! Lynette paints right along with you-showing you which colors to blend and what brushes to use, making it easy to follow along! You will be amazed at the result in our local classes. We limit the number of attendees so you can get the help you need if you have questions! All the supplies are included, just bring YOU! Join us by yourself or with a friend, these classes are so much fun!!! This class only runs once, so be sure to get registered today!

Class Level:	All Skill Levels
Class Instructor:	Lynette
Class Date:	Saturday, October 22nd
Class Time:	12:00pm-3:00pm
Materials Fee:	\$15.00
Teacher Fee:	\$18.00
Kits Available:	No
Class Supplies Needed:	<b>NONE NEEDED-we supply EVERYTHING!!</b>





## Kiwi Lane Stay & Play




Are you ready to create some awesome cards and/or scrapbooking pages using Kiwi Lane products? Come play with us all day at this **FREE** crop from 10:00am-5:00pm at Scrapmania with Linda! This is a wonderful local crop with our Kiwi Lane demonstrator!

Cost is **FREE**, just purchase some paper! Plus, if you attend for 2 hours or more, you will get a 10% discount that day on your entire purchase!

No need to sign up for this class. We have plenty of room in our huge classroom for **EVERYONE** in our 13,600 sq ft store!

Meals are on your own.

Class Level:	All Skill Levels
Class Instructor:	Linda
Class Date:	Thursday, October 27th
Class Time:	10:00am-5:00pm
Materials Fee:	No Charge
Teacher Fee:	No Teacher Fee
Kits Available:	Kits are not available, as Kiwi Lane does not allow it.
Class Supplies Needed:	Linda is supplying all your templates, vintage photos ink and a dauber. Just bring your basic tools-glue, tape runner, trimmer, & scissors. Just plan to buy a new collection kit or coordinating papers to use that day! No need to haul a bunch of stuff, Linda makes it super easy and fun for you!



## Kiwi Lane Stay & Play




Are you ready to create some awesome cards and/or scrapbooking pages using Kiwi Lane products? Come play with us all day at this **FREE** crop from 10:00am-4:00pm at Scrapmania with Linda! This is a wonderful local crop with our Kiwi Lane demonstrator!

Cost is **FREE**, just purchase some paper! Plus, if you attend for 2 hours or more, you will get a 10% discount that day on your entire purchase!

No need to sign up for this class. We have plenty of room in our huge classroom for **EVERYONE** in our 13,600 sq ft store!

Meals are on your own.

Class Level:	All Skill Levels
Class Instructor:	Linda
Class Date:	Saturday, October 29th
Class Time:	10:00am-4:00pm
Materials Fee:	No Charge
Teacher Fee:	No Teacher Fee
Kits Available:	Kits are not available, as Kiwi Lane does not allow it.
Class Supplies Needed:	Linda is supplying all your templates, vintage photos ink and a dauber. Just bring your basic tools-glue, tape runner, trimmer, & scissors. Just plan to buy a new collection kit or coordinating papers to use that day! No need to haul a bunch of stuff, Linda makes it super easy and fun for you!






## Grinch Painting Class

Come create our bestselling Scrapmania painting class ever! This was so popular a few years ago, we are doing it again! Lynette paints right along with you-showing you which colors to blend and what brushes to use, making it easy to follow along! You will be amazed at the final result in our local classes. We limit the number of attendees so you can get the help you need if you have questions! All the supplies are included, just bring YOU! Join us by yourself or with a friend, these classes are so much fun!!!

Class Level:	All Skill Levels
Class Instructor:	Lynette
Class Date:	Saturday, November 5th
Class Time:	12:00pm-3:00pm
Materials Fee:	\$15.00
Teacher Fee:	\$18.00
Kits Available:	Kits are not available for this class.
Class Supplies Needed:	NONE NEEDED-we supply EVERYTHING!!







## Grinch Painting Class

Come create our bestselling Scrapmania painting class ever! This was so popular a few years ago, we are doing it again! Lynette paints right along with you-showing you which colors to blend and what brushes to use, making it easy to follow along! You will be amazed at the final result in our local classes. We limit the number of attendees so you can get the help you need if you have questions! All the supplies are included, just bring YOU! Join us by yourself or with a friend, these classes are so much fun!!!

Class Level:	All Skill Levels
Class Instructor:	Lynette
Class Date:	Saturday, November 19th
Class Time:	12:00pm-3:00pm
Materials Fee:	\$15.00
Teacher Fee:	\$18.00
Kits Available:	Kits are not available for this class.
Class Supplies Needed:	NONE NEEDED-we supply EVERYTHING!!



# Design Team



Toni has three single page gardening theme layouts for this month!

## Garden Party

Toni was envisioning a fancy and whimsical layout for this page. She found the Happy Blooms Collection from Pinkfresh Studio and used the papers and puffy frames from this collection.



She started by mixing water with Izink Diamond paints to make it a little more liquidly and used a Tim Holtz splatter brush to add the shimmery background to one of the papers, then fussy cut flowers out of the papers in the collection to use as embellishments.



She started "auditioning" where she wanted to put things on the page using the fussy cut flowers and puffy frames to make two embellishment clusters. In one cluster she added the cork hearts Stick Pins from the Naturals Collection from Little Yellow Bicycle to add some great texture and interest. Along the top of the photo strip, she used the velvet trim from the October Afternoon Woodland Park Wrap Pack to help polish the page, then finished with her journaling and title!







## Garden Games

Toni LOVES the papers from the Homegrown Collection by Simple Stories. She used several of their papers, enamel dots, journal bits and cardstock sticker sheet for this page. She was envisioning flowers "popping" out of the ground and ended up rearranging her photos numerous times to get the look she was going for. She used 3D adhesive dots to make the embellishments pop a little more and add dimension. Enamel dots also add dimension and help guide the eye throughout the layout.



## Garden Girl

Toni LOVES the vintage vibes and colors of this layout! She designed the whole page around the darling Farm Girl Cardstock Stickers by October Afternoon! She found the papers from the Simple Stories Apron Strings Collection worked beautifully with these chipboard stickers. She was playing around with the design using the precious paper doilies from Doodlebug Design as a background to anchor her photos



to the page. She then started creating embellishment clusters with the cardstock stickers and buttons from the embellishment wall at Scrapmania. She found a pack that had a lot of natural tones that worked perfectly for her page. She unraveled some of the Doodlebug Design Chunky Twine and used just a few strands of the red to thread through a few of the buttons to add texture and interest. She also cut out the



tag from the tag paper sheet in the Apron Strings Collection and added a strand of the chunky twine to add more texture! She then added her title and journaling block using her T-Square as a guide. Toni thought her page needed a bit of a pop and decided to add a frame. She grabbed the yellow patterned paper from the Apron Strings Collection to add a border around the entire page helping to bring it all together!





## Family Night Mini Album

Karen decided to make a mini album using the Tim Holtz Etcetera Chipboard Tag and Simple Stories Family Fun Collection. This is a fun way to use the Etcetera Tag, and she first learned about this mini album idea last fall during a scrapbooking class she had taken at the time.

The chipboard tag itself comes with two in each pack, so you can easily make one for yourself and one for a friend. The mini album is very simple to create, starting with tracing your background paper to the size of the tag and adhering it. She used black embossing powder for the small circle at the top.

She then used heavyweight black cardstock to create her waterfall pages and adhered them with 1/4" Scor-Tape. Next, she chose which patterned papers to use and glued them onto the front and back of each waterfall piece. Lastly came the fun part of decorating and adding embellishments to complete this easy project!

This mini album would be fun to give as a gift or display somewhere in your home, and it holds up to 16 photos with space for journaling.



Supplies used



How the tags start



Measuring the tag for the pattern paper



Adding a waterfall feature to hold photos







## Heard you Caught a Bug #1

Jennifer created four different card designs this month. For her first card Jennifer die-cut a bunch of letters from the Spellbinders "Be Bold" alphabet dies in a variety of colors to spell out "Heard You Caught a Bug". She tucked in a bug from the Sweet 'n Sassy "Get-Well Critters" stamp set and opted to leave them black and white because there was already enough color with the sentiment and didn't want it to compete. However, what's a card without a little sparkle, so she added Crystal Stickles to the bug wings. That panel was cut with the Lawn Fawn Stitched Rectangle dies and then mounted on a black panel and then on a light gray card base.



## Heard you Caught a Bug #2

Jennifer used the same sentiment on this card, but it looks entirely different. She stepped this one up to make a shaker card. First step was to blend Distress Oxide inks on a panel of Bristol smooth paper to achieve the dusky night sky colors. She stamped and die-cut the jar; however, there wasn't a die to cut out the inside so she used her X-acto knife to trim it. She stamped, cut, and colored the bug, then assembled the shaker. The sentiment was added at the top with white embossing



powder, flicked on a bit of white paint, and adhered a few shiny stars. Jennifer added a grassy trim at the bottom of her card using Lawn Fawn "Grass Border" Die.

Stamp set: Get-Well Critters (Sweet 'n Sassy Stamps)

Die: Grass Border (Lawn Fawn)





**HB2U  
Card**



Jennifer was really drawn to the fonts used in the Bold Basics stamp set (Gina Marie Designs) that combines a bold sans serif font with a cursive font. She partnered it with the Spellbinders "Sun Burst" stencil. This stencil is extra-large at 5.75" x 9" - perfect for a variety of card sizes, like this slimline size. The card panel was adhered to a panel from the Pinkfresh Studios "Slim Diagonal Stitched Rectangles" set. Changing the colors or the sentiment could easily turn this into a masculine card - always in need of more of those!



### Bonus Card

Here is a bonus card using the Sweet 'n Sassy Stamps "Get-Well Critters" set. It is super-fast and easy. Jennifer stamped and die-cut the bandage then added a bit of Xmas Red Stickles to the heart. While that was drying, she stamped the sentiment and used her stylus and Scor-Pal to dry emboss lines on the card base 1/2" from each edge to frame the image. She die-cut two more bandages and adhered them to the sparkly bandage so that it would pop off the card a bit.

Stamp set: Sweet 'n Sassy Stamps- Get Well Critters





# Scrapmania Retreat House



Scrapmania Retreat House is a beautiful 4 bedroom home complete with 2 baths perfect for scrapbooking, card making & quilting! We are open 365 days a year. This home features 2 bedrooms on the

main floor and 2 bedrooms upstairs. with 2 twin beds on the main floor. Our large kitchen allows you the ability to cook on site, complete with all the cookware & dining ware you will need including an air fryer, Keurig, crock pots, wine glasses and everything you could possibly need. If you are not in the mood to cook, there are many close by eating establishments. There is also a Hy-Vee grocery store just a couple blocks away. We have plenty of parking and are easy to get

to, only 15 minutes from Scrapmania. The house has a screened in front porch to sit and relax. We have free WIFI, and TV with Netflix on the main floor. Tables & comfortable rolling chairs are set up for you prior to your arrival, along with individual Ott lighting and trash cans. We also offer a Cricut Expression on site for use

(must bring your own mat) with many cartridges. We also have a Sizzix Big Shot machine and hundreds of dies available for your use at no extra charge. Since we are affiliated with Scrapmania (4750 Tama St SE) there will be some basic items on hand for purchase. (Paper collection kits & Cricut mats). No pets are allowed at the house. Smoking is only permitted outside. Illegal drugs are not allowed on premises. All attendees must be 18 or over. Thank you for your understanding. If you have any questions, please ask! I am happy to help!

Rates: Friday at 10am through Sunday at 3pm \$100 per person, \$20 per day for additional days. Minimum: 6 people per weekend rental, maximum 9 people (minimum 3 people for additional days, like Thursday). Full Payment is required to secure each booking.

Previously, I have had last minute cancelations, so I am going to be firm about not holding dates until payment is made. Thanks for understanding!

Ready to book a stay? We'd love to have you join us! Pack your clothes & your scrap/card/quilt/knitting/supplies & get ready for FUN! We have the rest covered for you! Towels and bedding are all provided.

All reservations are first come first serve.

Reservations are not refundable, (no exceptions) but they are transferable. If you are not able to make it, and you know someone else who can, they are able to purchase your spot from you.

## SCRAPMANIA RETREAT HOUSE

2200 D Street SW

Cedar Rapids, Iowa 52404



Contact Stacy Wolrab today to pick a weekend to spend crafting with friends!

319-721-7300



# Scrapmania

## **We value your opinion, and so do your neighbors!**

As a locally owned business, our reputation is very important to us. Would you please take a minute to post a recommendation or a review on one of the sites below? Most of our new customers come from word of mouth referrals, so your comments help us grow.

Also, if you have not been 100% pleased with our service, will you please phone me directly at the number below so that I can personally solve it? Your feedback and assistance is truly appreciated. Thank you for being our customer!

**Stacy Wolrab, Owner**  
**(319) 377-9999**

## **PLEASE RECOMMEND US!** **We appreciate it!**



If you have a Gmail account, you can review us at Google in 3 minutes flat! Please find our Google page by typing in our business name, city and state in a Google search and then just click on the [Write a review](#) box.

If you use Yelp, please feel free to leave us a review from your computer or cell phone. Find us at [Yelp.com](#). Or scan the code. Thanks!



From the convenience of your computer or mobile phone, you can leave a trusted local review right at our website. Simply scan the code to bring up our site or here's our address:

[crscrapmaniareviews.com](http://crscrapmaniareviews.com)





*Scrapmania*

Classes, Card Making, Scrapbooking, Craft Mail, Vendors, and Gift Shop

Sun 10-4, Mon-Thur 10-8, Fri 10-6, Sat 10-5

**New Location**

4750 Tama St SE  
Cedar Rapids, IA 52403  
319-377-9999

[www.CRScrapmania.com](http://www.CRScrapmania.com)

[www.facebook.com/CRScrapmania](https://www.facebook.com/CRScrapmania)

[www.facebook.com/ScrapmaniaRetreatHouse](https://www.facebook.com/ScrapmaniaRetreatHouse)

\$5	\$5	\$5	\$5	\$5	\$5	\$5	\$5
\$5	\$5	\$5	\$5	\$5	\$5	\$5	\$5
\$5	\$5	\$5	\$5	\$5	\$5	\$5	\$5
\$5	\$5	\$5	\$5	\$5	\$5	\$5	\$5
\$5	\$5	\$5	\$5	\$5	\$5	\$5	\$5

\$10 free product with a filled card!

## Rewards Punch Card

Did you know that Scrapmania has a Rewards Card? Every \$5.00 you spend pre-tax you get one punch & once the card is filled you get \$10.00 free product. Cards never expire!! Make sure to stop by the store often and like us on Facebook, you never know when Stacy will have a Double Punch Day. That's right, Double Punches. On Double Punch Days you will get two punches for every \$5.00 you spend pre-tax.



Scrapmania © 2022, All rights reserved.

You are receiving this email because you are registered with Scrapmania Scrapbook Store. Please add [crscrapmania@gmail.com](mailto:crscrapmania@gmail.com) and [vswolrab@q.com](mailto:vswolrab@q.com) to your address book to make sure you don't miss an email.

Specials are in stock merchandise only, while supplies last, special orders do not qualify for sales!

We aren't responsible for errors in this newsletter, thanks for understanding that mistakes happen!

Our mailing address is:

Scrapmania

4750 Tama Street NE

Cedar Rapids, Iowa 52402

319-377-9999

Our Email is [crscrapmania@gmail.com](mailto:crscrapmania@gmail.com)

[www.Facebook.com/CRScrapmania](https://www.Facebook.com/CRScrapmania)