

# VISUAL SUPPORTS

Christina Layton  
Clinical Research Coordinator, Seaver Autism Center  
Teachers College, Columbia University



**Mount  
Sinai**

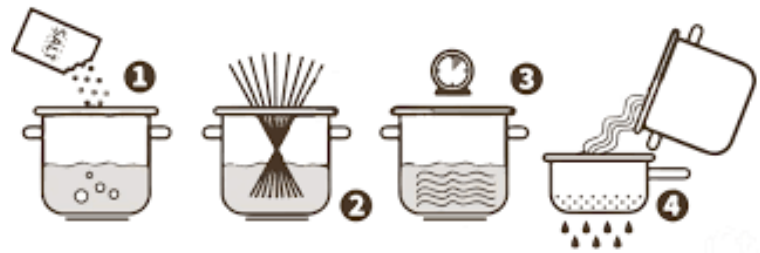

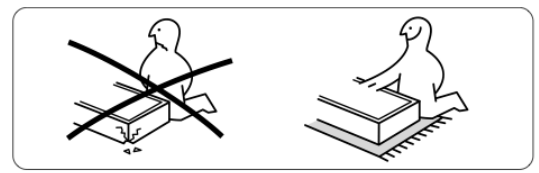
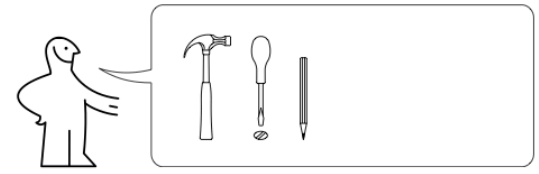
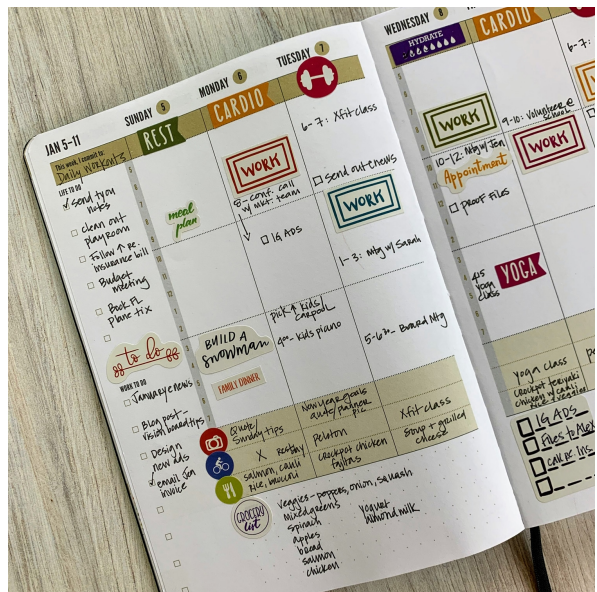
*Seaver Autism  
Center for Research  
and Treatment*

Monday  
10

9:10 AM 100%

T	W	T	F	S
Jan				
1	2	3	4	5
6	7	8	9	10
11	12	13	14	15
16	17	18	19	20
21	22	23	24	25
26	27	28	29	30
31	Feb			
	1	2		
3	4	5	6	7
8	9	10	11	12
13	14	15	16	17
18	19	20	21	22
23	24	25	26	27
28	29	30		

Today Calendars Inbox



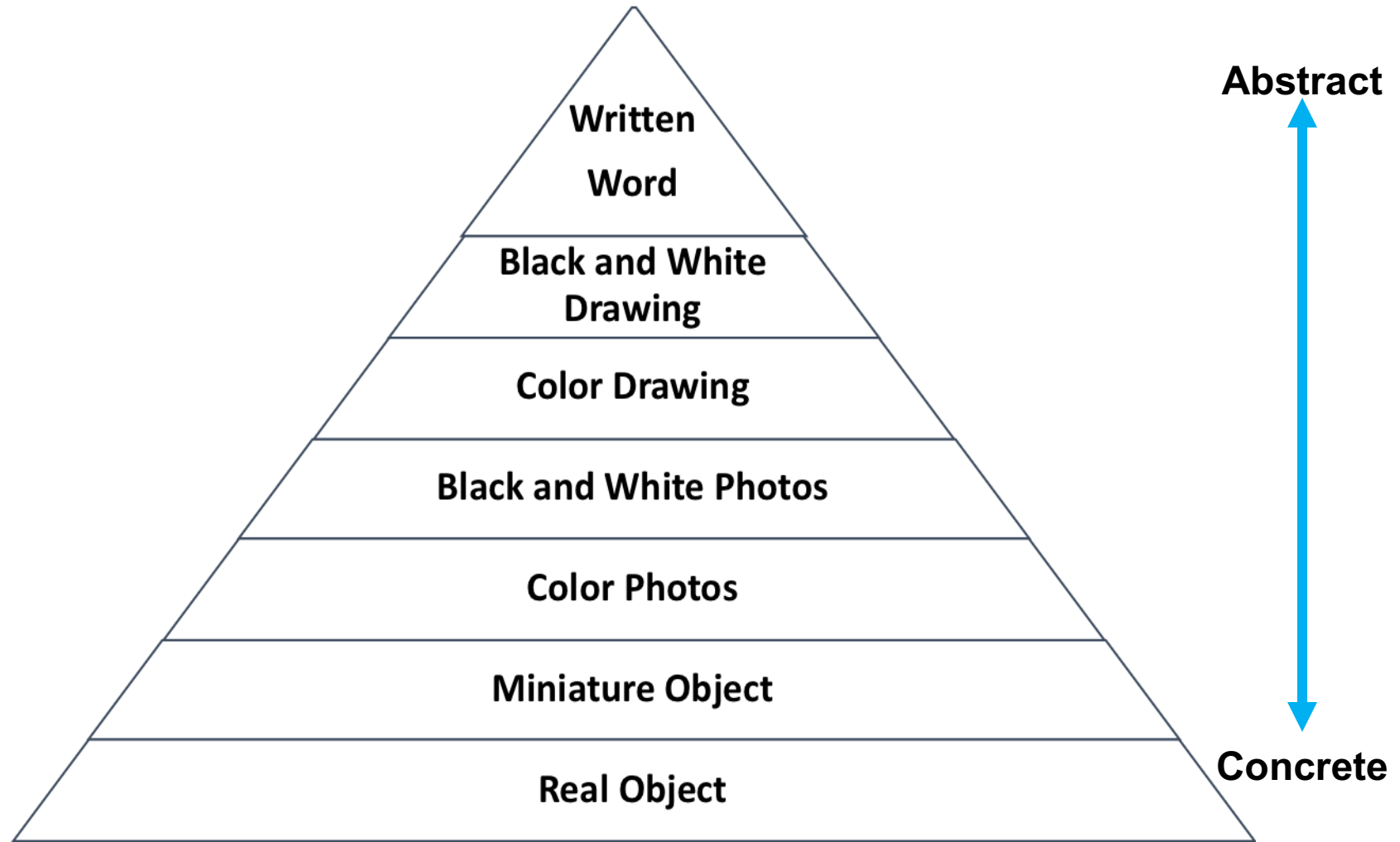
# What are Visual Supports?

- A method of communication that uses pictures rather than words.
  - Photographs, drawings, objects, written words, or lists
  - Can be used for people of all ages and levels of functioning
  - Generalize across environments
  - Individualized to a person's specific needs
- Visual supports are used with children who have autism spectrum disorder (ASD) for two main purposes:
  1. They help parents communicate better with their child
  2. They help their child communicate better with others

# Why Can Visual Supports be Helpful?

- To make wants/needs known
- To offer choices
- To show and tell what to expect to aid with transitions, changes in routine, or new environments
- To show and tell expected behavior
- To teach social skills

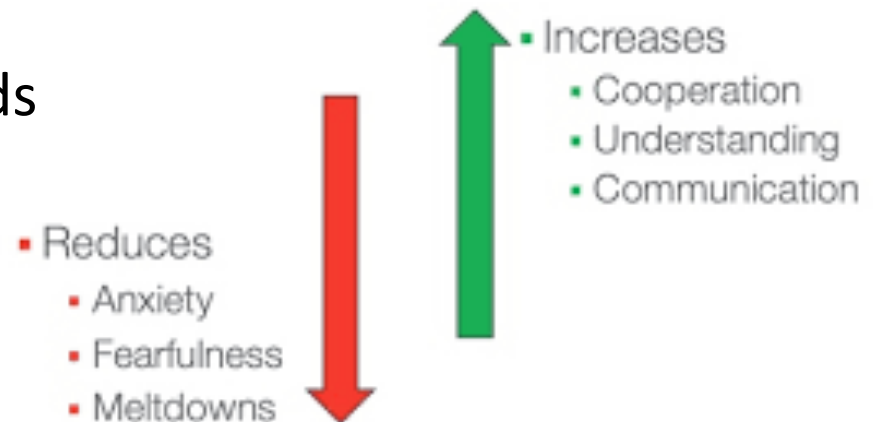
# Visual Support Hierarchy



# Types of Visual Supports

1. First – Then Board
2. Visual Schedules
3. Social Stories
4. Token Economy
5. Visual Reminders
6. Location-Specific Choice Boards

## Visual Supports for ASD



# First – Then Board

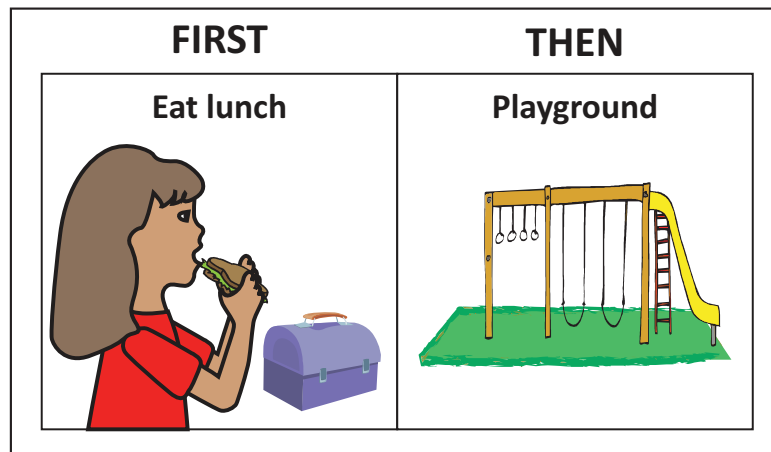
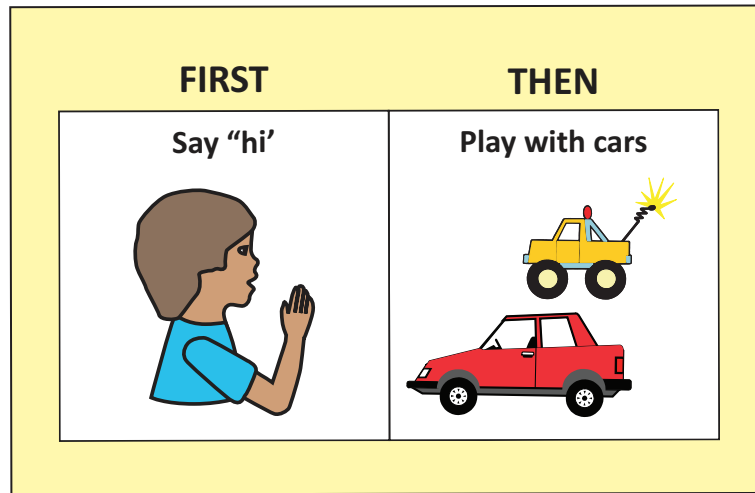


Image credit: Autism Speaks Visual Supports Toolkit

# Visual Schedules

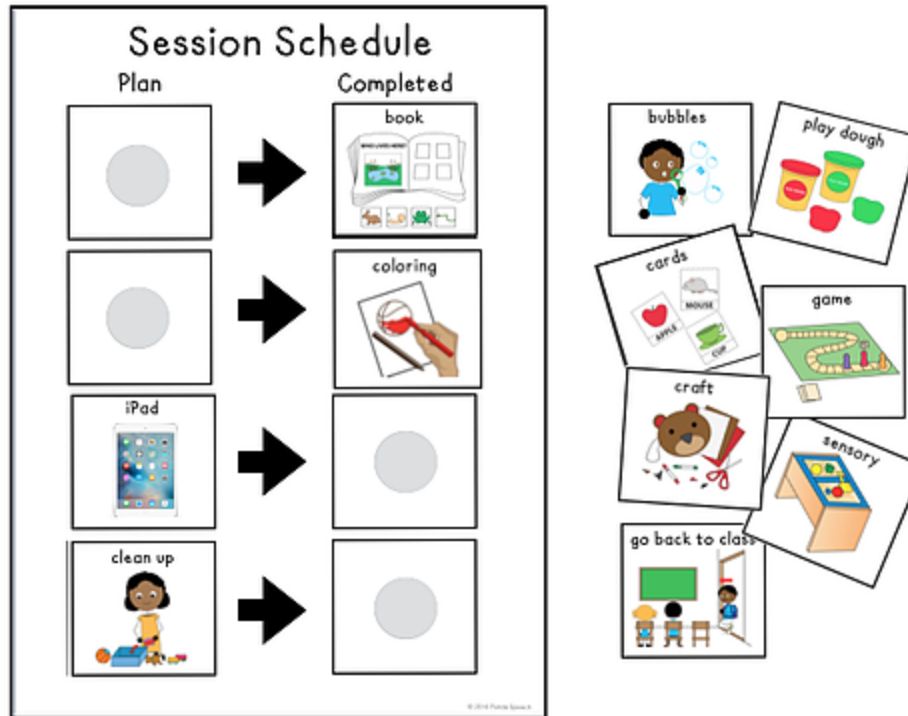


Image credit: [www.pandaspeechtherapy.com](http://www.pandaspeechtherapy.com)




Image credit: Early Autism Project, Malaysia



# Social Stories


## Playing



Sometimes I like to play with other kids.




I can ask them, "Do you want to play with me?"



If they say "yes", I can play with them. I will have fun.



If they say "no", it's ok.



I can ask someone else or play by myself.

Tracy Boyd, 2009

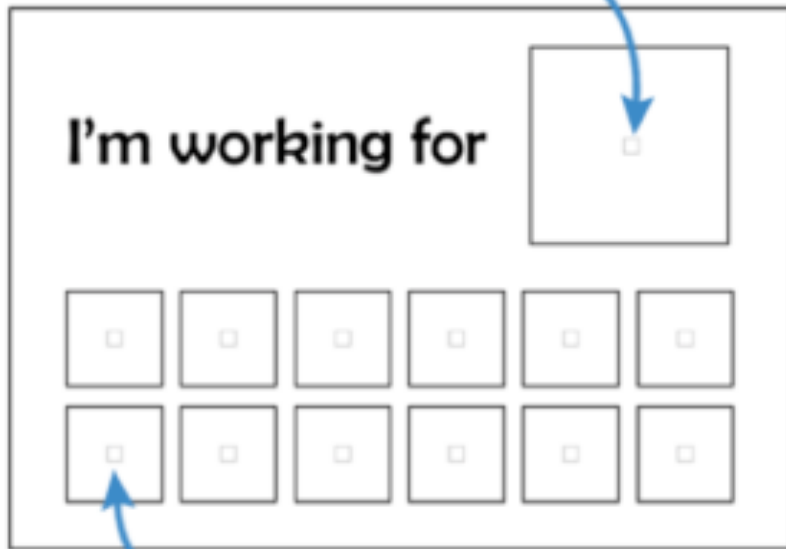
## Personal Space

<p>Personal Space</p>	<p>What is personal space?</p>	<p>It is the distance that makes people feel comfortable</p>	<p>This is TOO close!</p>
<p>This is just right!</p>	<p>What happens if I get too close?</p>	<p>People feel uncomfortable</p>	<p>People feel scared</p>
<p>People walk away</p>	<p>No one plays with me</p>	<p>What happens if I give people space?</p>	<p>People talk with me</p>
<p>People play with me</p>	<p>People eat with me</p>	<p>I make friends</p>	<p>Now I know what to do!</p>

Image credit: [www.livingwellwithautism.com](http://www.livingwellwithautism.com)

# Token Economy

A chosen reinforcer is placed here



Earned tokens are placed into these spaces

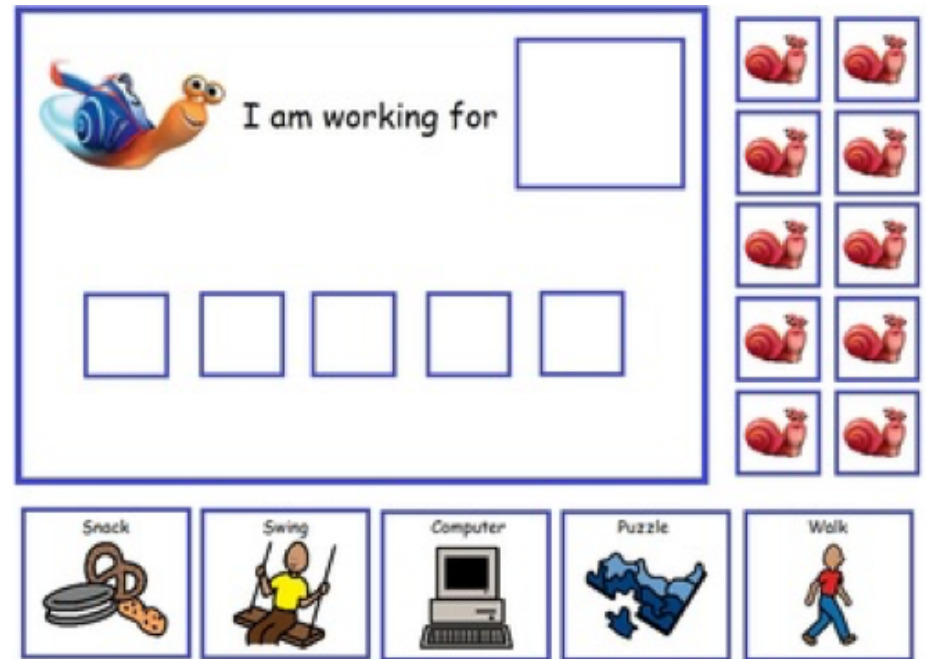

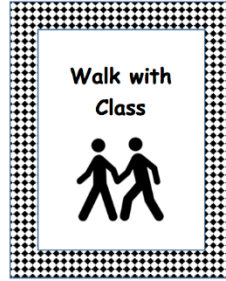



Image credit: Child Development Centre; [www.cdchk.org](http://www.cdchk.org)

# Visual Reminders

## Visual Cue Cards: Classroom Routines



GOALBOOK

Find more resources at <https://goalbookapp.com>



Image credit: [www.filefolderheaven.com](http://www.filefolderheaven.com)

# Location-Specific Choice Boards

## Kitchen

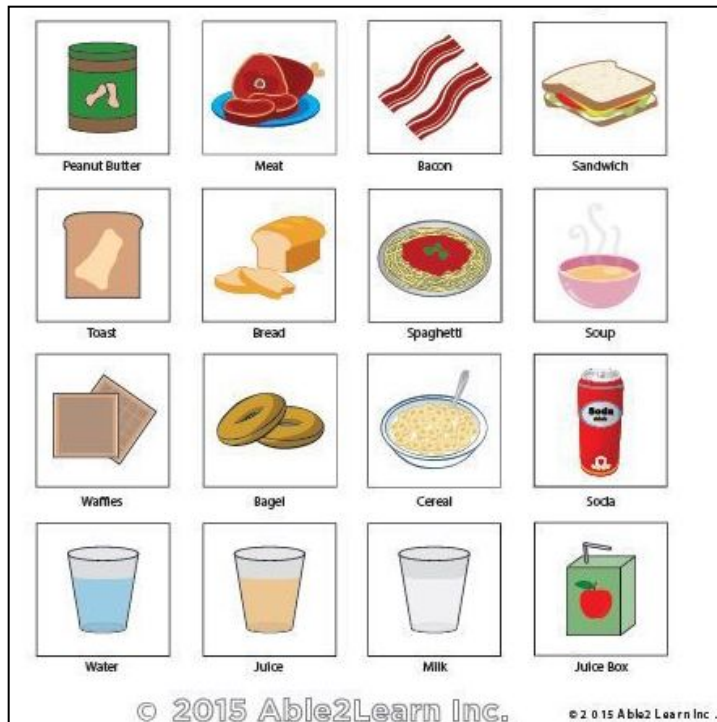


Image credit: [able2learn.com](http://able2learn.com)

## Play Time

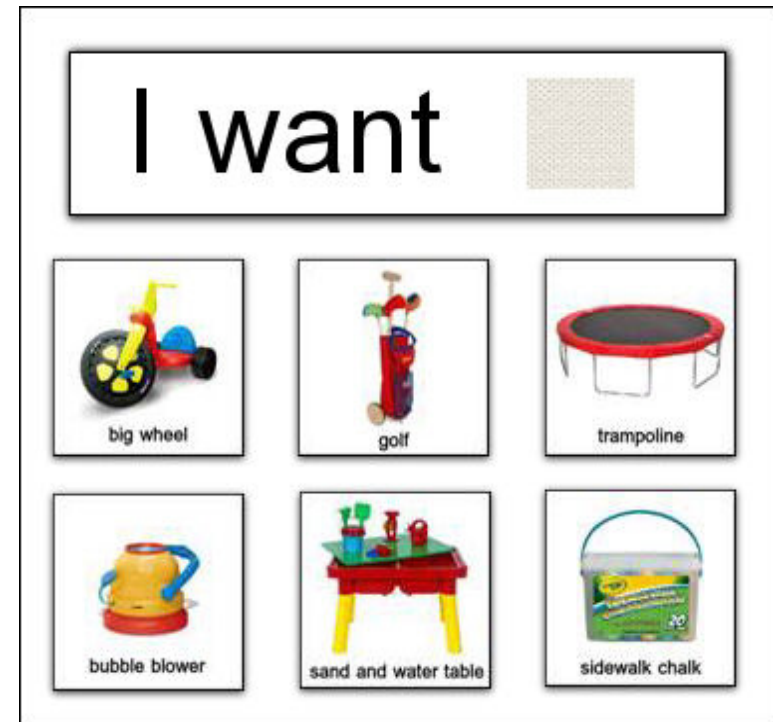


Image credit: [speechbuddy.com](http://speechbuddy.com)



## First Then Visual Schedule HD

Useful multisensory tool that teaches self-direction and follow through



## My Story Book Maker

Easy way to introduce digital book creation to kids

# Some Final Thoughts

- There are many online resources ([do2learn.com](http://do2learn.com)) for free printable picture cards in categories such as health, self-help, activities, home, school, social skills, safety, scheduling, and technology
- Making your own visual aids is a great way to customize them to your child's needs and preferences
- The same picture cards can be used on various types of visual supports or mix and matched
- A “STOP” folder can signal where children can place cards after he/she has finished an activity or to show that an activity is not a current choice

# Additional Resources

- [Autism Speaks Visual Supports Tool Kit: https://www.autismspeaks.org](https://www.autismspeaks.org)
- [www.boardmakeronline.com](http://www.boardmakeronline.com)
- [www.autismclassroomresources.com](http://www.autismclassroomresources.com)
- [www.do2learn.com](http://www.do2learn.com)
- <https://www.autism.org.uk/about/strategies/visual-supports>
- <https://www.cdd.unm.edu/autism/pdfs>
- [www.livingwellwithautism.com](http://www.livingwellwithautism.com)
- Carol Gray Social Stories: <https://carolgraysocialstories.com>

# Questions?

Christina.Layton@mssm.edu



**Mount  
Sinai**

*Seaver Autism  
Center for Research  
and Treatment*