






TOYOTA LAND CRUISER LC78 S HARDTOP AMBULANCE (BASIC LIFE SUPPORT).

 Dubai United Arab emirates DOS DDP Building A2 - 101 Auto Zone

 +971 56 283 5700

 www.landmotorsuae.com

 info@landmotorsuae.com

 sales@landmotorsuae.com



+971 56 283 5700
www.landmotorsuae.com

info@landmotorsuae.com
sales@landmotorsuae.com



+971 56 283 5700
www.landmotorsuae.com

info@landmotorsuae.com
sales@landmotorsuae.com



+971 56 283 5700
www.landmotorsuae.com

info@landmotorsuae.com
sales@landmotorsuae.com





+971 56 283 5700
www.landmotorsuae.com

info@landmotorsuae.com
sales@landmotorsuae.com



BLS Ambulance on Toyota LC 78 Hard Top with Orange Interior



BLS Ambulance on Toyota LC 78 Hard Top with Blue Interior



TOYOTA LAND CRUISER LC78 S HARDTOP AMBULANCE (BASIC LIFE SUPPORT).



Ventilation Fan - Roof mounted (KORMAS-Turkey)

Nominal Voltage - 12V
Airflow - 600 m³/h
Nominal Current - 3.4A



Shore line with connection cable 10m and 220V outlet Additional rear AC with independent control



Oxygen System

- Two 10L Oxygen Cylinder with regulator, flow meter, humidifier, oxygen outlet and nasal cannula - (CE Certified)
- Oxygen system related hoses



Standard Accessories:

Grab Handle

Frosted glass / Tinted glass – 2/3 both side and rear

All text and logos (as per client requirements)

Livery, Designing of Ambulance body

Two IV holders with rail

Fire Extinguisher 2kg

Sharps container

Loading Ramp

Specifications - Siren

Power	149W
Voltage	DC12V
Working Temperature	-40 °C to 85 °C
Light Source	LED
Lamp Color Available	Red; Blue; Amber; White
Cover Color Available	Red; Blue; Amber; Clear
Case Material	Aluminum + PC
Flash Patterns	Strobe light
Warranty	1 year
Installation	mount bracket combining with hooks
Feature	easy to install and remove
Accessories	Bracket, hooks, power cord, control box
Packing size & GW	124.5*36*28.5cm/pcs, 13kg/pcs

Specifications – PVC Integral sheet

PROPERTY	UNIT	REF-STANDARD	VALUE
PHYSICAL			
DENSITY	g / cc	DIN 53479	0.55-0.8
HARDNESS	SHORE 'D'	DIN 53505	45
WATER ABSORPTION	%	DIN 53495	<1.0
MECHANICAL			
TENSILE STRENGTH	MPa	DIN 53455	>15
ELONGATION	%	DIN 53455	>15
E-MODULUS	MPa	DIN 53457	900 - 1500
CHARPY IMPACT STRENGTH	KJ/M ²	DIN 53253	>15
IZOD IMPACT STRENGTH	KJ/M ²	ASTM D 256	>9
FLEXURAL STRENGTH	MPa	DIN 53452	>32
COMPRESSIVE STRENGTH AT 10%	MPa	DIN 53421	>6.5
DEFORMATION			
THERMAL			
VICAT (B/50)	°C	DIN 53460	>73
HEAT DEFLECTION TEMP. @1.8 MPa	°C	DIN 53461	58
COEFFICIENT OF LINEAR THERMAL EXPANSION	°C ⁻¹	ASTM D 696	4.47X10 ⁻⁵
THERMAL CONDUCTIVITY	W/m K	ASTM C 177	0.06
ELECTRICAL			
SURFACE RESISTIVITY	Ω	ASTM D 257	>1 X 10 ¹⁴
VOLUME RESISTIVITY	Ω-cm	ASTM D 257	>1 X 10 ¹⁹
DIELECTRIC CONSTANT AT 1MHZ	-	ASTM D 150	1.56

+971 56 283 5700

www.landmotorsuae.com

info@landmotorsuae.com

sales@landmotorsuae.com

