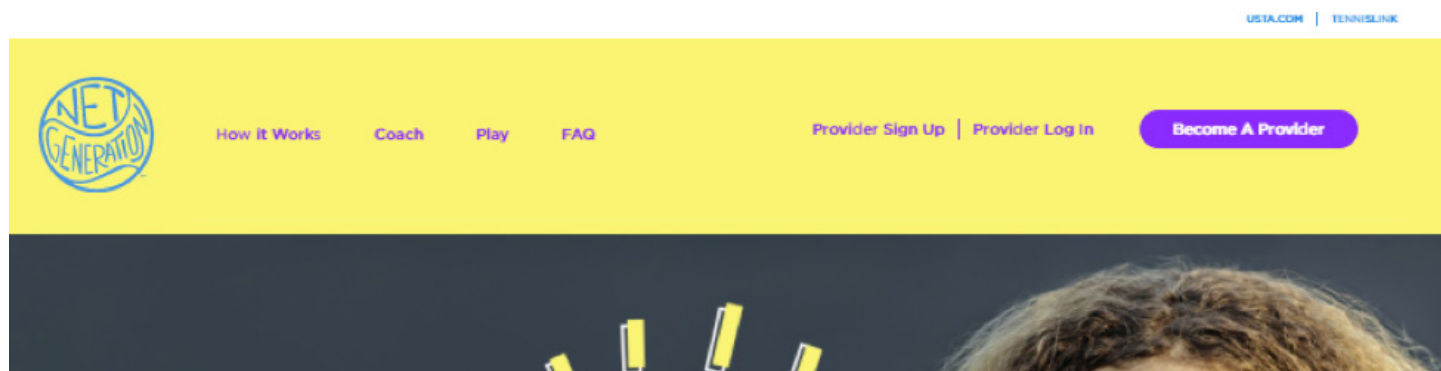




If you are seeking to be a USTA Junior Team Tennis coordinator, coach/manager, or volunteer, you must register on Net Generation and be in compliance with the USTA Safe Play requirements. The following outlines the steps:

1. Visit <https://netgeneration.usta.com/> and select “Provider Sign Up”.



2. Create an account.

PROVIDER SIGN UP

Already have a Tennislink or USTA Membership Account? [LOG IN](#)

First Name	Last Name
<input type="text" value="JTT"/>	<input type="text" value="Volunteer"/>
Email Address	Password
<input type="text" value="JTTvolunteer@usta.com"/>	<input type="password" value="*****"/>

☒ By clicking here I confirm that I am 14 years of age or older and agree to the Net Generation [Terms of Use](#)

[Create Account](#) or [Sign up with Facebook](#)

By clicking the create account button, I accept the [terms of use](#) and [privacy policy](#)

HELPFUL TIP

If you have an existing USTA membership account or TennisLink account, your login will work for NetGeneration.com. The accounts are now linked.

3. The next page outlines the next 5 steps and timing to register:

HELLO JTT VOLUNTEER!

Register as a Net Generation provider in five steps.

Step 1

Enter your personal information.



5
Min

Step 2

Enter your provider details.



5
Min

Step 3

Complete the USTA Safe Play Program Course.



45
Min

Step 4

Agree to the USTA Safe Play Guidelines.



5
Min

Step 5

Complete the USTA Safe Play Background Check via National Center of Safety Initiatives NCSI.



10
Min

Next →

4. Enter your personal information and select “Next”.



PERSONAL INFORMATION

*Name

JTT	Volunteer
-----	-----------

Date of Birth

February ▼	2 ▼	1980 ▼
------------	-----	--------

Gender

☐ Male ☒ Female ☐ Prefer Not to Answer

*Primary Phone

845-221-4496

*Number Type

☐ Mobile ☒ Home ☐ Work

*Preferred Mailing Address

70 West Red Oak Lane
Please Enter Address in Line 2

*Zip/Postal Code

10604

*City

White Plains

*State

NY - New York ▼

*Country

US - United States ▼

Previous

Next

5. Select the Provider Type(s) that best applies to you:



PROVIDER DETAILS

Provider Type* (Please check all that apply) ?

- | | | |
|--|--|---|
| <input type="checkbox"/> Certified Coach | <input type="checkbox"/> Director of Tennis | <input type="checkbox"/> Affiliated with a CTA |
| <input type="checkbox"/> Affiliated with a NJTL | <input type="checkbox"/> Affiliated with Parks & Rec | <input type="checkbox"/> Affiliated with a Service Organization |
| <input type="checkbox"/> Elementary School Teacher | <input type="checkbox"/> Middle School Teacher | <input type="checkbox"/> High School Teacher |
| <input type="checkbox"/> High School Coach | <input type="checkbox"/> No-Cut Coach | <input type="checkbox"/> Collegiate Summer Camp Director |
| <input type="checkbox"/> USTA Junior Team Tennis Coordinator | <input type="checkbox"/> Other Team Tennis Coordinator | <input type="checkbox"/> Tournament Director |
| <input type="checkbox"/> Parent or Volunteer | <input type="checkbox"/> Other | |

6. The next page begins the USTA Safe Play process. You will be asked to first watch the required online course. Select “Launch Course”.



USTA SAFE SPORT ONLINE COURSE

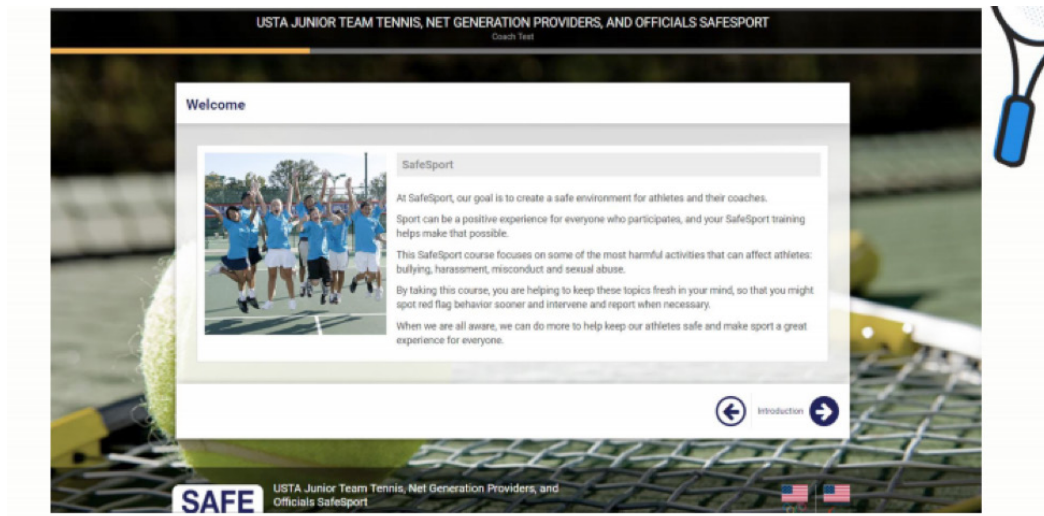
What is Safe Play? The USTA Safe Play Program is designed to ensure a safe and fun environment for all participants. Get started by watching an important training about the nature of misconduct in sport that gives you actionable information to better protect athletes. Get started by clicking the button below to launch the 45-minute online training module.

Launch Course

← Previous

Next →

7. The course will open in a new window. Complete the required training. Based on skill level it should take you approximately 45 minutes.

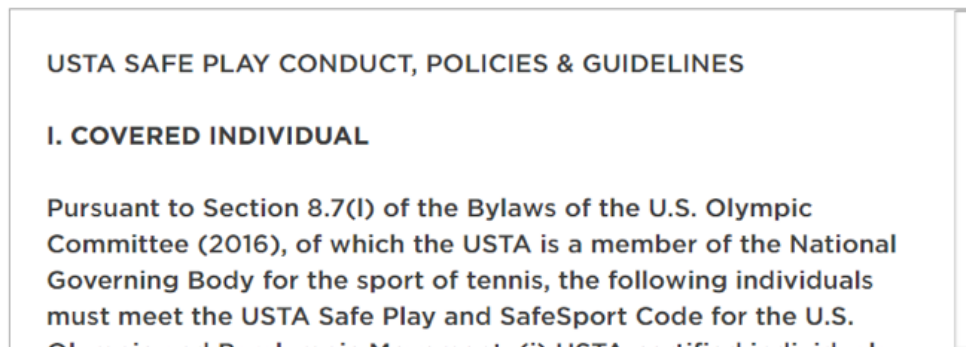


8. Review and accept the USTA Safe Play Conduct, Policies, and Guidelines:



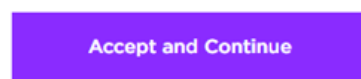
USTA SAFE PLAY CONDUCT, POLICIES, AND GUIDELINES

Congratulations on completing the Safe Play online course. Now take a moment to read the USTA Safe Play Conduct, Policies, and Guidelines



[Printable Version](#)

By clicking "Accept and Continue" I confirm that I have read the USTA Safe Play Conduct, Policies, and Guidelines outlined above.



9. The following Safe Play process is required for new applicants and returning applicants (renewals). The next screen provides details regarding the final step, the USTA Background Screen. Select “No” to the question, “Do you have a NCSI 16 digit Registrant ID?” Then select “here” as shown below.



USTA SAFE PLAY BACKGROUND CHECK

We appreciate all you are doing to help keep kids safe in our programs. Once you complete the NCSI background check you will receive a 16-digit NCSI Applicant/Registrant ID on the final page of your screen. You must return to Net Generation and add that 16 digit ID on this page or on the “Edit Profile” page. The USTA will not be able to approve your account without that ID.

*Do you have a NCSI 16 digit Registrant ID? ?

☐ Yes ☒ No

To start your background check via the secure 3rd party National Center for Safety Initiatives (NCSI) please click [here!](#)

*Enter your 16-digit NCSI Applicant/Registrant ID ?

<input type="text"/>	-	<input type="text"/>	-	<input type="text"/>	-	<input type="text"/>
----------------------	---	----------------------	---	----------------------	---	----------------------

You can check the status of your background screen or retrieve your NCSI ID by logging into www.ncsisafe.com/status.

Need help with the Safe Play process? Email safeplay@usta.com or you can contact NCSI directly at Phone: (866) 833-7100 or clientservices@ncsisafe.com for help with your background screen application.

10. A new window will open for the National Center for Safety Initiatives (NCSI) website. In the application, you will be required to certify and affirm that you have successfully completed the training and read the USTA Safe Play Conduct, Policies, and Guidelines. The USTA has retained the services of an independent third party, the National Center for Safety Initiatives (NCSI), to conduct background screenings of all applicants. Please begin your background screen through NCSI:

**NATIONAL CENTER
FOR SAFETY INITIATIVES**

THE **CONFIDENT** CHOICE

HomeNCSI 360Who We ServeResource CenterSpecial OffersCareersAbout NCSIContact Us

**SIGN UP
FOR MORE INFORMATION**

**NET GENERATION PROVIDERS
USTA SAFE PLAY**

* Is this your first time using NCSI for a background screen? ☐ Yes ☐ No

* Do you have a valid U.S. Social Security Number? ☐ Yes ☐ No

Submit

* Denotes required field



© 2018 NCSI

SUMMARY OF RIGHTS | PRIVACY NOTICE | TERMS OF USE

- II. Once you submit your background screen application, you will see your 16 digit NCSI Applicant ID. Copy this number so you can type it into your Net Generation Safe Play registration page (return to the page you left when you completed the background screen). See screenshots below:

The screenshot shows the NCSI (National Center for Safety Initiatives) website header with the logo and tagline "THE CONFIDENT CHOICE". The navigation bar includes links for Home, NCSI 360, Who We Serve, Resource Center, Special Offers, Careers, About NCSI, and Contact Us. The main content area is titled "BACKGROUND SCREENING REGISTRATION FOR UNITED STATES TENNIS ASSOCIATION". Below this, a section titled "Background Screening Confirmation" states that the information has been submitted for processing. A red circle highlights the "Applicant ID Number: 9579-6133-4813-8232". An "IMPORTANT - STATUS INFORMATION!!" section follows, explaining the 10-business-day process and directing users to the NCSISafe website for status checks. A "SIGN UP FOR MORE INFORMATION" button is visible on the left sidebar, and an "NCSI Home" button is at the bottom right.

USTA SAFE PLAY PROGRAM

What is safe play? We are committed to making every tennis experience an enjoyable and memorable one. To ensure a safe and fun environment for all participants, the USTA has developed "Safe Play" which embodies our commitment to respect and safety for every individual participating in Net Generation through the use of screening, education and reporting tools.

Did you complete the USTA Safe Play Program?

☒ Yes ☐ No

Enter your 16-digit NCSI Applicant/Registrant ID*

- - -

Forgot your 16-Digit NCSI ID or need to check the status of your background screen?

Click [here](#) and follow these steps:

Step 1: Enter the required information on the background status check

Step 2: Click on "view details" to retrieve your Registrant ID

For additional information about the USTA's Safe Play program, please click [here](#)

Need help with the Safe Play process? Email safeplay@usta.com or you can contact NCSI directly at Phone: (866) 933-7100 or clientservices@ncisafe.com for help with your background screen application.

12. After you submit your 16-digit NCSI Applicant ID number, you will see the following:

**THANK YOU FOR SIGNING UP!
WE'RE REVIEWING YOUR SAFE PLAY APPLICATION
AND WILL GET BACK TO YOU SOON.**

It takes about 7 days for an application to be approved. Thank you for your patience!

Together we are redefining the way tennis is taught. Soon, you'll have access to the Program Management Center and world class curriculum to help you teach. In the meantime here are some rad tips to get you started.

Should you have any questions regarding your application please contact us anytime at netgeneration@usta.com or call our USTA Membership call center at 1-800-990-USTA (8782)

HELPFUL TIP

Once you complete your background screen within Safe Play, you will receive a 16 digit NCSI Applicant ID. If prompted to enter your NCSI Applicant ID number in TennisLink, use this 16 digit code

If you have specific questions relating to your NCSI background screening, contact The National Center for Safety Initiatives:

Phone: (866) 833-7100 | E-Mail: clientservices@ncsisafe.com"

13. Once you have submitted your background screen information, results will be generated in approximately 7 business days. Please be sure to add ncsisafe.com to your accepted email domain list. Watch for an email from Compliance@ncsisafe.com in the days following your application; this will also contain your NCSI Applicant ID number which can be used to check the status of your application on NCSI's website.

NCSI may contact you within the 10 business day waiting period to request more information. You can confirm the legitimacy of the request by checking your status on NCSI's website using the Applicant ID number; your status will note the same request for information. Please watch for communications from NCSI as these emails may end up in your "spam" folder.

When your screen is complete you will receive either a green or red light, based on the results of your application and the USTA's criteria. If you receive a green light, you will be listed on the results page of [USTA.com](https://www.usta.com/en/home/about-usta/who-we-are/national/USTA-Safe-Play-Background-Screening-Results.html):

<https://www.usta.com/en/home/about-usta/who-we-are/national/USTA-Safe-Play-Background-Screening-Results.html>.

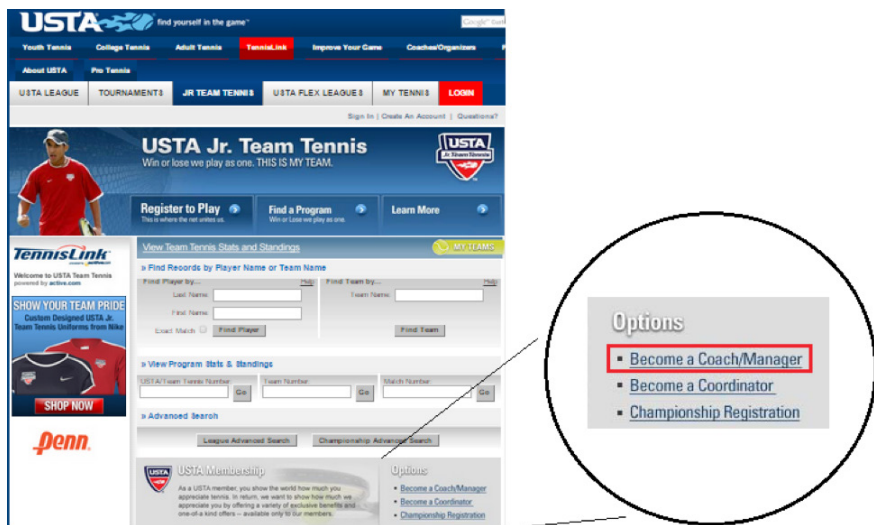
If you received a red light, you will be notified by NCSI of your status and you will not be eligible to be certified by the USTA or provide services for the USTA.

TENNISLINK - BECOME A COACH/MANAGER

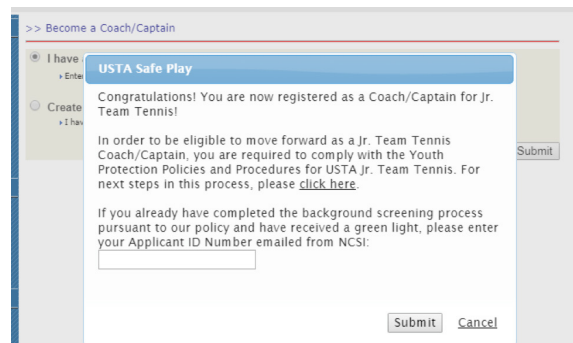
Below are instructions for a volunteer or parent to become a Junior Team Tennis Coach/Manager in Tennislink:

Note: USTA requires that all Coach/Managers comply with the Youth Protection Policies and Procedures for USTA Junior Team Tennis by completing a background screening through National Center for Safety Initiatives (NCSI) website. Once your background check screening is completed, write down your assigned 16-digit applicant ID. You will need to use this number during your initial login to TennisLink.

1. Navigate to TennisLink to the Junior Team Tennis homepage (<http://tennislink.usta.com/TeamTennis/Main/Home.aspx>) and Login if you aren't already. NOTE: Your login information (email and password) is the same as Net Generation.



2. Scroll down to bottom of page, click Become a Coach/Manager
3. Your USTA account number should auto-populate into the field beside "I have a USTA Account." If your USTA account number does not appear, you can retrieve it by hovering over "My Tennis" and copying the number from the drop down information.
4. Click Submit
5. Enter NCSI Applicant ID Number (from background screen)
6. Click Submit



TENNISLINK – BECOME A PROGRAM COORDINATOR

Coordinators can submit Junior Team Tennis program applications for approval as well as manage their programs in TennisLink. The system will first have to recognize you as a Program Coordinator. If a parent or coach wants to become a Program Coordinator, they can follow the steps below to become a coordinator in the TennisLink system:

1. Navigate to TennisLink (<http://tennislink.usta.com>). Click login. NOTE: Your login information (email and password) is the same as Net Generation.
2. Navigate to Team Tennis Homepage
3. Click Become a Coordinator

» View Program Stats & Standings

USTA/Team Tennis Number: Go Team Number: Go Match Number: Go

» Advanced Search

League Advanced Search Championship Advanced Search

USTA Membership

As a USTA member, you show the world how much you appreciate tennis. In return, we want to show how much we appreciate you by offering a variety of exclusive benefits and one-of-a-kind offers -- available only to our members.

Join Renew Login

Options

- Become a Coach/Manager
- Become a Coordinator
- Championship Registration
- Help Center

Visit Orlando

4. Your USTA account number should auto-populate into the field beside “I have a USTA Account.” If your USTA account number does not appear, you can retrieve it by hovering over “My Tennis” and copying the number from the drop down information.

USTA PLAY IMPROVE STAY CURRENT COACH ORGANIZE PRO TENNIS JOIN USTA

USTA LEAGUE TOURNAMENTS **JUNIOR TEAM TENNIS** USTA FLEX LEAGUES MY TENNIS LOGOUT PROCESSED BY ACTIVE

Sign Out | Help Center

»> Become a Program Coordinator

☒ I have a USTA Account

Enter your USTA Account Number: 2017182118

* First Name: test * Last Name: pref MI:

☐ Create a USTA Account

I have a USTA Member ID, Team Tennis ID or I am new to TennisLink and want to create a new account

Submit

Welcome, test Not You?

New York, NY 10116 change

Local Events Near You Find events

Events Near You

- TennisApproach Summer Camp Play Day Series Jersey City, NJ - Jul 1, 2016
- Junior Team Tennis All-Star Event Goshen, NY - Jul 30, 2016

5. Click Submit
6. Enter NCSI Applicant ID Number (from background screen)
7. Click Submit

Note: You will receive a message indicating that you are now registered as a Program Coordinator. Click OK to continue and create a Program or CANCEL to come back to this later

>> Become a Program Coordinator

☒ I have a USTA Account
▶ Enter

☐ Create a New Account
▶ I have

USTA Safe Play

Congratulations! You are now registered as a Program Coordinator!

In order to be eligible to move forward as a Jr. Team Tennis Program Coordinator, you are required to comply with the Youth Protection Policies and Procedures for USTA Jr. Team Tennis. For next steps in this process please [click here](#).

If you already have completed the background screening process pursuant to our policy and have received a green light, please enter your Applicant ID Number emailed from NCSI:

Submit Cancel

Submit

Net Generation Providers and Junior Team Tennis Coordinators, Coaches, Captains, Managers, and Volunteers: [Begin the Safe Play process here](#) and select “Become a Provider.