

# The Vintager

MARCH/APRIL  
2014

VISIT US ONLINE AT [WWW.VINTAGERS.ORG](http://WWW.VINTAGERS.ORG)

A NEWSLETTER FOR THE EDWARDIAN GUNNER

## ALABAMA CHAPTER NEWS

At the Alabama Chapter of The Vintagers' Pheasant Continental and Dinner Shoot on December 14th at Selwood Farm, Judge John N. Bryan, founder of the Alabama Chapter, was presented with an Honorary Life Membership in both the Alabama Chapter and The Vintagers national organization.

In 1999, after a brief discussion with Ray Poudrier, national President, within a two week period Judge Bryan successfully enrolled 17 paid members and the Alabama Chapter was formed. Under his tutelage and leadership the Alabama Chapter has evolved to an active, vibrant chapter with 32 current members. In making the presentation current President, John Johnson, said, "Judge Bryan has been a personal friend to most of us, mentor to many, antagonist to some (and you know who you are) and an inspiration to all of us. He exemplifies the grace and sportsmanship that the Vintagers stand for".

Ray Poudrier says, "Judge John Bryan is a wonderful example of the character, leadership, love of fine guns and their appropriate use that are the guiding principles of The Vintagers. It is important that we recognize, and keep involved, these early leaders who have been so important to The Order of Edwardian Gunners".



*John Johnson awarding Judge Bryan honorary plaque.*

### *In This Issue*

MEASUREMENTS: LOOKING AT THE DETAILS (PART II) . . . . .	2-5
CAROLINA VINTAGERS WEEKEND . . . . .	5
GUNS FOR SALE . . . . .	6
VINTAGER EVENT LISTINGS . . . . .	8

DIRIGO CUP INFORMATION . . . . .	9
VINTAGER BIRTHDAYS . . . . .	10
CHAPTER CONTACT INFORMATION . . . . .	10
VINTAGERS MEMBERSHIP APPLICATION . . . . .	11
ALEXANDRA'S AUXILIARY . . . . .	INSERT
IMPORTANT, RELEVANT & USEFUL INFORMATION ABOUT EDWARDIAN MANNERS	

## MEASUREMENTS: LOOKING AT THE DETAILS

*Editor's note: this is the second half of part 2 in this series. Our previous issue included the first half, dealing with "Length."*

*By Ken Davies, formerly a Director and Chief Instructor of Holland & Holland (retired)*

*In this second article I would like to enlarge upon the three main sets of shotgun stock measurements defined in the September issue of "Hammers Back" and talk a little more on their reason for being.*

### DROP/BEND

Drop is measured by extending the mid line of the top rib out over the stock and measuring the amount in which the top surface of the stock drops down vertically below that line. It may also be measured by laying the empty closed gun down on its top rib on a level surface such as a table top and measuring the vertical distance from table top up to the stock. Drop is normally measured at two points on the top line of the stock comb. These are at heel and point of comb, usually simply termed "comb", even though in reality the comb of the stock runs the whole length of the line along the top of the stock from point of comb to heel. Sometimes drop is also measured at face, a somewhat theoretical point, roughly mid way between comb and heel where the stock comes firmly into the pad of your cheek. In a normal gun stock which slopes down in a straight line from comb to heel, this separate measurement is not necessary. The only time a separate face measurement is required is with a stepped down "Monte Carlo" style stock, often used in some of the trap shooting disciplines.

The amount of drop in a gun stock determines whether the gun will throw its shot pattern low, level or high when correctly mounted and to some extent is dependent upon the type of shooting being done and the individual picture each shooter likes to have when making a successful shot. For instance, when shooting at a straight going away bird, some shooters like to block out or cover the target with the gun muzzles as the shot is taken and so need a flat or even slightly low shooting gun, one with a little more drop in the stock than those (and I think they are in the majority), who prefer to see such a flying away bird sitting on top of the muzzles as it is shot. In other words they are able to watch the target from start to finish and so are much more likely to keep the gun moving, very important if the bird suddenly changes direction! In order to achieve this picture a slightly higher shooting gun, one with less drop in the stock is needed.

Physical build also plays some part in determining the amount of drop needed in the stock in order to obtain a good fit. A tall, lean, fine featured person with a longish

neck will require a lower stock (one with more drop), than someone short and stocky with little neck and fuller features if they are not going to have to duck the head down artificially on to the comb of the stock in an attempt to obtain the desired sight picture. Ducking down the head to meet the stock often results in no more than a poor gun mount along with possible facial bruising.

Returning to the more normal measurements found in most of the older and new guns in use today, an average drop at heel is between 2 and 2 and 3/8 inches. Extremes would be 1 3/4 inches, normally high shooting, and 2 3/4 inches which would be very flat or low shooting, depending on the user's build. Drop at comb averages 1 to 1 and 3/8 inches and varies very little, being the point at the beginning of the slope down towards the heel.

For most users faced with the challenging variation in distance, height, speed and angles encountered with live quarry and sporting clay targets, the best all round gun will usually be one that throws its shot charge not to point of aim but slightly high, so that if tried out by shooting at a fixed mark at eye level at say 30 yards, some 60 per cent of the charge will land above it, with the remaining 40 per cent on and just below the mark. Such shots to test the elevation should not be aimed as with a rifle, the head should be kept still and keeping your eye(s) on the mark throughout, bring the gun up to your cheek and shoulder and shoot with the mark just sitting on top of the muzzles. Don't hurry the mounting action but do trust your first try, do not look back at the gun in order to try and aim. Repeat the shot two or three times at the same mark and if your mounting is good and consistent this exercise will give you a good idea of where the gun shoots for you. This fixed mark shooting may be done at a proper fitting plate or perhaps a paper target sheet on a fence, always making sure that your background is safe. Shoot only lead shot against a steel pattern plate as any of the harder alternatives to lead can ricochet back at you quite alarmingly!

With the possible exception of one target which I will come back to, the slightly high shooting gun should allow you to keep watching each target as you shoot. It is this ability to keep watching the moving target as the shot is fired that helps keep the movement of the gun going as and after the shot is made. The possible exception is a medium to high straight incoming overhead target which will naturally tend to disappear behind the gun muzzles as it is overtaken, especially if shooting with one eye closed. This effect of having to lose such a target behind the gun muzzles is more noticeable with the wider silhouette of a side by side gun with a game rib than it is with an under and over gun with a raised rib. Most two eyed shooters though, when using a side by side, can "look through the gun", seeing the target for a moment through the opposite eye as they take the shot.

## CAST OFF/ON

The final set of measurements is that termed "cast", cast off for right shouldered users, and cast on for those shooting from the left shoulder. Cast is measured by again extending the central line along the top rib out over the stock and measuring the amount by which the stock is off set either to right (cast off) or left (cast on) of that central line. The purpose of cast is to bring the top rib of the gun directly below the shooter's dominant eye when the gun is correctly mounted.

For a new stock to be built four cast measurements are required by the stocker, these four points being at heel, face, comb and toe. Given these measurements along with those for length and drop, a complete stock can be crafted. The most important of the cast measurements is that at face, the point where the stock comes firmly into the pad of your cheek in order to bring the mid line of the top rib directly under your dominant or shooting eye. In a straightforward fitting for a right-handed shooter of normal build and with a right master eye the amount of cast off needed at face will be small, say between 1/16 and 3/16 of an inch, so that the amount of cast given can run in a straight line gradually increasing in amount from comb to heel. Typically 1/16 of an inch at comb, 1/8 of an inch at face, ¼ of an inch at heel with an extra 1/8 of an inch at toe, making the cast off at toe 3/8 of an inch, this helps the

sole of the butt lie comfortably in the shoulder pocket.

For shooters needing more than the standard degree of cast because of their physical build or master eye problems, a new stock can be built on a curve with the maximum required cast built in at face, then reducing slightly towards the heel. This, though is an expensive operation and is only possible on a new gun or when completely restocking an existing one.

The cast on an existing stock can be altered to some extent, especially one with a straight hand stock as opposed to one with a semi or full pistol grip, always providing that the wood is sound and reasonably straight grained in the hand. Such an alteration is made through using heat, that is, by using hot linseed oil, steam, or hot air to temporarily soften the wood. It is surprising how much some pieces of wood will move while others can be stubborn and tend to spring back towards their original shape. With such an alteration though, the stock is being moved from the hand out in a straight line from comb to heel so that in order to obtain for instance, ½ inch of cast at face, there would need to be 1 inch or so of cast at heel. This can result in the stock tending to sit out on the top of the arm when mounted rather than sitting snugly into the shoulder pocket.

On some stocks with thicker blades it may be possible to shave or sweep out some wood from the face in order

*continued on page 4*



# Barbour®

The annual Vintage Cup embodies all of the traditional, heritage elements that are key to the Barbour brand. This year's event was a huge success, and we would like to thank you for all of your hospitality and support.

[www.Barbour.com](http://www.Barbour.com)

[Facebook.com/OfficialBarbour](https://www.facebook.com/OfficialBarbour)

[@OfficialBarbour](https://twitter.com/OfficialBarbour)

**MEASUREMENTS: LOOKING AT THE DETAILS — CONTINUED**

to increase the cast, though this will mean a complete refinish of the wood and great care need be taken not to cut through the wall of a hollowed out stock!

There is no doubt that the ideal way to shoot a shotgun well at moving targets is with both eyes open, all very well if your dominant eye is on the same side as the shoulder you shoot from and therefore automatically over the top rib of the gun. On the other hand, if the opposite eye dominates, then a large amount of cast would be needed in the stock in order to get a straight line to the target when keeping both eyes open.

These days few people are going to shoot with such a specialised fitting as is found in a central vision or cross-over stock so some other solution is necessary. The problem of opposite eye dominance affects many women as well as some men, a number of whom will experience a change in eye dominance in later life. Most right-handed men will go through life with dominant right eyes, happily able to shoot a shotgun with both eyes open, and using a gun with minimal cast-off. The majority of right-handed women though have dominant left eyes and, if they are going to shoot from the right shoulder, will need to do something to negate this in order to shoot straight with a standard shaped stock. Having stated that the ideal way to shoot shotgun is with both eyes open, sometimes the easiest way around the problem of opposite eye dominance is simply to

close that opposite eye so ensuring that the eye above the rib controls the shot. Many people, both men and women, once told that they have this problem will have little or no difficulty in closing that opposite eye, the ideal being to keep both eyes open for the first part of the shot while acquiring the target, then closing the eye as the gun becomes fully mounted just before the shot is made. Just make sure that as the eye closes, focus is kept on the target and not allowed to drop back to the gun. Others, unfortunately, will find that closing the opposite eye is almost impossible, especially in the heat of the moment or with more than one target in the air and may even close the wrong eye, that is, the one above the rib with of course, disastrous results. Here we need seek another solution and find some way of negating the effect of the opposite eye. Despite all the gadgets that have been tried over the years, by far the simplest and most successful is some method of blocking off the view of the opposite eye to the target, through placing some sort of blind spot on the lens of a pair of protective shooting or prescription glasses. Just make sure that they fit well and don't slip down your nose each time a shot is fired. It is surprising how small this blind spot can be, though some experimenting will be needed to find the ideal size and place for it on the lens. There are on the market special adhesive spots made for this purpose and they come in various colours to match your shooting lenses and so are virtually invisible. The same

From the publishers of **SHOOTING SPORTSMAN**

**The world's first online magazine devoted to wingshooting and fine guns!**


Always FREE!



**Interactive • Unique Content • Easy to Use**  
**Loads Instantly • Available Wherever You Are**

[www.SportingShot.com](http://www.SportingShot.com)

**The Upland Almanac**  
*Bird Hunting • Dogs & Dog Training • Shotgun Enthusiasts*



A glossy, colorful quarterly publication featuring expanded North American as well as overseas destinations, regular columns on fine shotguns, culinary secrets, dog handling and much more!

**Contact us for a Free Trial Copy!**

Wolfe Publishing Co.  
 2180 Gulfstream, Ste. A, Prescott, AZ 86301  
 Ph: 800-899-7810  
[www.uplandalmanac.com](http://www.uplandalmanac.com)  
[info@uplandalmanac.com](mailto:info@uplandalmanac.com)


effect can be obtained simply by placing a small smear of Vaseline or even lipstick on the correct lens, good for experimenting initially but can be messy and will need replacing each time you shoot. Alternatively, a couple of layers of clear tape can have the same blocking out effect. One final possibility for a beginner is to consider changing shoulders in order to place the dominant eye over the rib. This sounds drastic but is nothing like as difficult as you might think and it puts the strong hand in control of the muzzles.

Next time I will talk about the deceptively easy looking action of good gun mounting.

Happy Christmas and a Good New Year.

Ken Davies 13.11.2013.

*Special Thanks to Ken Davies of the Vintagers Australian Chapter for permission to share this article with our readers here in the U.S.*



*Steve Cobb*

**DEALER IN FINE FIREARMS**  
**American, English & European Guns**  
**BOUGHT AND SOLD**

908-234-0644 ▪ <http://www.stevcobbguns.com>

## VINTAGER WEEKEND REPORT

One of the best Carolina Vintager's weekends ever! Perfect weather, great targets, elegant dining, and the great hospitality of the Backwoods Quail staff combined to make this a terrific outing.

On Friday afternoon we had a 100-target small bore/hammer gun competition. Those shooting large bore 16 and 12 gauge hammerless guns were handicapped to level the playing field. A number of the group participated in the tower pheasant shooting the following morning while a few others went quail hunting. On Saturday afternoon the second part of the clays competition was shot with no handicapping. The results were:

**High Overall : Joe Norcom**

**Small Bore: Matt Haney**

**Hammergun: Harry Goetz**

(won with a tie breaker of long straight of 15 over Phillip Floyd)

**High Lady: Judy Holliday**

**The winners received an engraved pewter Jefferson Cup.**

On Sunday morning three two-man teams squared off on a special flurry layout simulating Argentina Dove Shooting put up by Backwoods Quail's new clays instructor, John Higgins. In a hard fought contest the winning two man team was:

**Bob Nay and Phillip Floyd**

Great thanks goes to Chris Teigland who organized and managed this great weekend. Chris is a terrific host!

Hammers Back!





# Ermilio Clothiers

## The Official Clothier of The Vintagers

• Sporting Apparel • Formal Attire • Career Apparel • Ladies Apparel

1.610.613.6793 • [www.ermilioclothiers.com](http://www.ermilioclothiers.com)

**GIVE IT YOUR BEST SHOT IN ERMILIO FINE CUSTOM APPAREL!**



Established  
1904



## JOHN LIBERATI BOOKS



*Buying and Selling Used and  
Out-of-Print Sporting Books*

[jlbooks@optimum.net](mailto:jlbooks@optimum.net)

36 Park Circle

White Plains, NY 10603

914-428-2654



## SHOOTER'S HIGHLAND

3067 Main Street, Valatie, NY 12184  
(518)758-1488 • Fax: (518)758-8766

**Joe Nastke, Patsy Leader**

Dealer in Fine Sporting Guns & Sporting Accessories  
Largest Archery Dealer

**GUNS FOR SALE CAN BE LISTED HERE.  
CONTACT [VINTAGERSRAY@HOTMAIL.COM](mailto:VINTAGERSRAY@HOTMAIL.COM)  
FOR MORE INFORMATION**


## Robin Hollow Outfitters

Dealers of  
Fine Guns &  
Sporting Accessories



**Robin Hollow Outfitter • 200 B Pheasant Drive, Mapleville, RI  
401-568-0331 • [rhoemail@aol.com](mailto:rhoemail@aol.com)**

**G**  
**e**  
**r**  
**m**  
**a**  
**n**  
**G**  
**u**  
**n**  
**C**  
**o**  
**l**  
**l**  
**e**  
**c**  
**t**  
**o**  
**r**  
**s**  
**A**  
**s**  
**s**  
**o**  
**c**  
**i**  
**a**  
**t**  
**i**  
**o**  
**n**



Now Accepting Applications for Membership for 2011!



Who We Are:  
We collect and share information on German guns, from the earliest breechloaders to modern hunting and sporting guns, as well as information about the rich heritage of the German hunting tradition.

- ◆ Archive
- ◆ Library
- ◆ Email Coorspondent Groups
- ◆ Member Directory

Tel: 435-979-9723

Email: sales@germanguns.com

Web: www.germanguns.com

## GUNNERMAN BOOKS

*We carry a tremendous selection of new, used, rare and out of print sporting books. American and British. Books on fine shotguns, shooting, bird dogs, upland bird, waterfowling and big game.*

**“Can’t find it? We have it!”**

P.O. Box 81697  
Rochester Hills, MI 48308  
248-608-2856  
Carol Barnes – Proprietor  
Email: gunnermanbooks@att.net

### Art Carter Traveling Sportsman Chukka & Shoe



The Art Carter Traveling Sportsman is handsome enough to be worn traveling yet versatile enough to allow you to step from an airplane and go straight to the field. The French Veal Chukka and Shooting Shoe feature water resistant triple vamp construction, hand molded outer soles, heel counters, Vibram Air Bob soles, extra wide cut gussets and cushion collars.

*Russell Handmade...the very best money can buy.*

See the entire Russell Moccasin catalog on our website...more than 100 styles to choose from. Now with secure on-line ordering capability.

[www.russellmoccasin.com](http://www.russellmoccasin.com)



THE W.C. RUSSELL MOCCASIN CO.  
P.O. Box 309, 285 S.W. Franklin  
Berlin, WI 54923-0309  
920-361-2252 • Fax: 920-361-3274




## L.C. Smith Enthusiasts

Visit [www.lcsmith.org](http://www.lcsmith.org) for membership information or contact:

Christopher Dunlap  
79 Bluebird Trail  
Fortson, GA 31808  
christopher.g.dunlap@gmail.com

### L.C. SMITH COLLECTORS ASSOCIATION

## 2014 UPCOMING EVENTS

### BUCKEYE (OHIO)

March 9, April 13, May 11, July 13, Aug. 17, Sept. 14,  
October 12—Cardinal Shooting Center, Marengo, OH  
May 26, July 6—Jaqua's Fine Guns and Trap Club,  
Findlay, OH  
June 8, Aug. 3—Black Wing Shooting Center, Delaware, OH

### ALABAMA

February 15—Pheasant Continental and Dinner, Selwood  
Farm, Alpine, AL

### KNICKERBOCKER (EASTERN NEW YORK)

Events pending

### NORTHEAST (NEW ENGLAND)

April 18—East Glastonbury Fish & Game\*, Marlborough, CT  
May 9—Addieville East Farm\*, Mapleville, RI  
June—TBD  
July 11 or 18—Barre Sportsmen's Club, Barre, MA  
August 15—Westford Sportsmen's Club\*, Westford, MA  
October 17—East Glastonbury Fish & Game\*,  
Marlborough, CT  
November—TBD  
December 5—Addieville East Farm\*, Mapleville, RI  
\*Catering by Chef Andy Lussier

### DOWN EAST (MAINE)

April 12—Addieville East Farm, Mapleville, RI  
May 4—12th Annual Dirigo Cup, Scarborough Fish &  
Game, Scarborough, ME  
June 7—5th Annual Bob Gee Memorial, Green Mountain  
Shooting Preserve, Effingham, NH  
July and August—4th Sundays of the month, Informal clays,  
Scarborough Fish & Game, Scarborough, ME

### LEATHERSTOCKING (CENTRAL NEW YORK)

February 14—Oneonta Sportsmans Club, Oneonta, NY  
April 25-27—Southern Side-by-Side, Deep River Sporting  
Clays, Sanford, NC  
June 6-8—Great Northeast, Hausmann's Hidden Hollow,  
Friendsville, PA  
October 4—Rocky Ridge Farm, Otego, NY, Annual Pheasant  
Shoot

### ROCKY MOUNTAIN (COLORADO)

January 13—Polar Bear Trap, Cherry Creek Shooting Park  
February 15—Valentine's Day Banquet, Wellshire Inn &  
Event Center, Denver, CO  
March 16—New Shooter Event, Kiowa Creek Sporting Club,  
Bennett, CO  
April 12—Chili Cook-Off Shoot and Freedom Hunters'  
Wounded Veterans Event, Colorado Clays  
May 10—Sub-Bore Event, Quail Run, Kiowa, CO  
June 14—High Noon in Nunn, Great Guns Sporting Clays  
June 27-29—NRA Whittington Center, Raton, NM  
July 4-6—Cast & Blast, Spur Outfitters, Saratoga, WY  
July 26—Sage Productions, Piney Valley, Wolcott, CO  
Aug. 9—Elephant Hunt with Ellis Brown, Fort Collins, CO  
Aug. 24—Refined Bunch Game Feast, Quail Run, Kiowa, CO  
October 5—Get Ready for Pheasants, Golden Gun Club,  
Watkins, CO

### CAROLINA

February 21-22—Backwoods Quail, Georgetown, SC  
April 25-27—Southern Side-by-Side, Deep River Sporting  
Clays, Sanford, NC  
June TBD—The Fork  
August TBD—Primland Weekend  
October 24-26—Fall Southern Side-by-Side, Backwoods  
Quail, Georgetown, SC

## 18TH ANNUAL VINTAGE CUP

World Side-by-Side Gun and Rifle Championships and Fine Gun Exhibition  
September 25-28, 2014, at Dover Furnace Shooting Grounds,  
30 Ore Bed Road, Dover Plains, New York.



## 2014 UPCOMING EVENTS CONTINUED

**SUNSHINE (FLORIDA)**

January 11–Imperial Polk Club, Winter Haven, FL  
 February 5–Tampa Bay Sporting Clays, Land O Lakes, FL  
 February 15–Fish Hawk Sporting Clays, Lithia, FL  
 February 26–Fish Hawk Sporting Clays, Lithia, FL  
 March 6–9–World Vintage Championships, Gator Skeet & Trap, Gainesville, FL  
 March 15–Tampa Bay Sporting Clays, Land O Lakes, FL  
 March 26–Tampa Bay Sporting Clays, Land O Lakes, FL  
 April 2–Fish Hawk Sporting Clays, Lithia, FL  
 April 19–Fish Hawk Sporting Clays, Lithia, FL  
 April 23–Tampa Bay Sporting Clays, Land O Lakes, FL

**LONG ISLAND/GOLD COAST (NEW YORK)**

All shoots begin at 2:00 pm unless stated otherwise  
 March 1, March 9 (U pick), April 13 (Sporting clays)–  
 Suffolk Trap Skeet and Sporting Clays, Yaphank, NY  
 May 11–TBD–Trap followed by dinner  
 June 8–TBD–Skeet  
 July 13–TBD–5–Stand and Sporting Clays  
 August 10–TBD–Trap  
 September 14–TBD–Skeet  
 October 12–TBD–Flurry followed by dinner  
 November 9–TBD–Sporting Clays  
 December 14–TBD–U pick

## BENEFITS OF YOUR VINTAGER MEMBERSHIP:

- FREE** admission to the Vintage Cup
- Open invitation to attend any Vintager Chapter events nationwide
- Liability Insurance at Vintager events
- Periodic newsletter
- FREE** advertising in newsletter (business card size)
- FREE** Corporate advertising in newsletter (1/5 page)
- FREE** listing of Guns for Sale in the newsletter and on the website.
- FREE** advertising on the website [www.vintagers.org](http://www.vintagers.org)
- FREE** Corporate advertising  
Link to Corporate website

12<sup>th</sup> Annual

# DIRIGO CUP

**2014 Maine State Side-By-Side Open Championship**

Sponsored by The Downeast Chapter  
**Order of Edwardian Gunners**

Held at

## Scarborough Fish & Game

70 Holmes Road, Scarborough ME

**Sunday, May 4<sup>th</sup>**  
(**Rain date: Sunday, May 11th**)

All Side by Side Shooters Welcome  
100 Target Event 9 AM - 1 PM  
**\$45.00**

**International Rules Apply**  
**Pre-registration Encouraged**

Trophies for State Champion, Champion, 2<sup>nd</sup>, 3<sup>rd</sup>, 4<sup>th</sup>, 5<sup>th</sup> and 6<sup>th</sup> Place**For more information and pre-registration****Email: < [sfgsportingclays@icloud.com](mailto:sfgsportingclays@icloud.com) >****OR Call (207) 587-4851**



**Missed in January**

- 1 James Olivant, NY

**Missed in February**

- 1 Joe Swiniarski, MA

**March**

- 1 Dale Tate, CA
- 2 Lynn Human, MA
- 2 Stephen Westbrook, VA
- 4 George Purtill, CT
- 6 Paul O'Neill, CT
- 9 Randy Frazier, NH
- 15 Paula Smith, NC
- 16 David Narramore, SC
- 17 Maureen Riley, MI
- 18 Jack LaPenta, CT
- 21 Jeffrey Greenhut, FL
- 21 Tom Smith, NC
- 22 David Brown, MA
- 23 Karl Leiber, CT
- 26 Robert Moran, MA

**April**

- 8 Michael Kobos, MA
- 10 Ernest Hausmann, PA
- 11 Linda Iker, TX
- 15 Lynne Rudié, MA
- 16 R. Glenn Brown, MA
- 16 Bill Loos, CT
- 17 Don Moorhead, SC
- 18 Ainsley Rockwood, MA
- 20 Sterling McDevitt, CT
- 22 Max Thomason, NC
- 22 Ronald Wolff, AL
- 23 Dan Roebuck, NC
- 28 Leslie Blumberg, AL
- 29 Jack Delello, CO
- 29 Ron Hill, NC

**In case of an error or an omission,  
please call 413-339-5347**

## Contact Information for all Chapters

**ALABAMA**

John Johnson, President  
205-980-4890  
JOHNJ@mortgageamerica.com

**CAROLINA:**

Bill Curry, President  
704-523-2293 • jwwcurry@yahoo.com

**CHATSWORTH, EASTERN NY, WESTERN VT**

Steve Donbeck, President  
518-395-7210

**ROCKY MOUNTAIN, CO:**

Robert Nikkel, President  
970-214-1605 • renikkel@q.com

**LEATHERSTOCKING, NY:**

Don Nickerson, President  
607-638-9258 • negrouse1@hotmail.com

**DOWN EAST, ME:**

Dave Cousineau, President  
207-363-7441 • vintagersdave@aol.com

**BUCKEYE, OH:**

Mark Douglas, President  
hi-sport@sbcglobal.net

**NORTHEAST:**

Ray Poudrier, President  
413-339-5347 • vintagersray@hotmail.com

**KNICKERBOCKERS, NJ, NY, PA:**

John Giordano, President  
973-736-8091 • jgiord6087@aol.com

**LONG ISLAND GOLD COAST**

Randell Beck, President  
516-509-6943 • beckrandell@gmail.com

**SUNSHINE, FLA:**

Hal M. Hare, President  
862-583-4858 • hal.hare@sbcglobal.net

**What have YOU been doing lately?** We'd love to hear about what's going on in your chapter. (Unless it's a secret and you don't want anyone to know about it.)  
Stay up to date at [www.vintagers.org](http://www.vintagers.org).



## MEMBERSHIP APPLICATION

# The Vintagers Order of Edwardian Gunners

**PLEASE MAIL OR FAX TO:** 29 Pond Road, Hawley, MA 01339

Phone: 413.339.5347 • Fax: 413.339.4377 • Email: vintagersray@hotmail.com

Annual Membership \$75.00 (individual) \_\_\_\_\_

Annual Membership \$120.00 (couple) \_\_\_\_\_

Date \_\_\_\_\_

Name \_\_\_\_\_

Address \_\_\_\_\_

City \_\_\_\_\_ State \_\_\_\_\_ Zip \_\_\_\_\_

Date of Birth \_\_\_\_\_ Telephone \_\_\_\_\_

Email \_\_\_\_\_

I would like to receive the Vintagers Newsletter via email  Yes  No

### CHAPTER AFFILIATION:

- |   |  |
|---|--|
| <input type="checkbox"/> Alabama                                | <input type="checkbox"/> Knickerbockers (NJ, NY, PA)                                     |
| <input type="checkbox"/> Carolina (NC, SC)                      | <input type="checkbox"/> Sunshine Chapter (Florida)                                      |
| <input type="checkbox"/> Chatsworth (Eastern NU, Western VT)    | <i>New!</i>  |
| <input type="checkbox"/> Rocky Mountain (CO)                    | <input type="checkbox"/> Long Island Gold Coast (NY)                                     |
| <input type="checkbox"/> Leatherstocking (Central/Eastern NY)   | <input type="checkbox"/> Unaffiliated  |
| <input type="checkbox"/> Downeast (ME, Northern NH, Eastern VT) | <input type="checkbox"/> I'm interested in starting my own chapter;<br>please contact me |
| <input type="checkbox"/> Buckeye (OH)                           |  |
| <input type="checkbox"/> Northeastern (New England)             |  |

### PAYMENT METHOD:

- Check Enclosed     MasterCard     Visa     Discover

Account # \_\_\_\_\_ Exp. \_\_\_\_\_

Signature \_\_\_\_\_ Date \_\_\_\_\_

Address Correction Requested

---

P.O. Box 31  
29 Pond Road  
Hawley, MA 01339

---

413-339-5347  
vintagersray@hotmail.com  
www.vintagers.org

---

MARCH/APRIL 2014



Phone: 570-553-1651 • [www.rstshells.com](http://www.rstshells.com)

**SPECIAL THANKS TO OUR FRIENDS AT RST  
FOR BEING SPONSORS OF THE VINTAGE CUP**

# *Alexandra's Auxiliary*

A Newsletter for Vintager Ladies and the men who love them...

## *Edwardian Manners*

BECAUSE WE KNOW YOU'VE BEEN WONDERING...

### THE PERFECT EDWARDIAN HOSTESS



Being a good hostess was an important role of the Edwardian woman. By keeping a good home and making guests welcome she could advance her husband's career and increase her own social status. Parties were a huge undertaking, even with servants, and the hostess was expected to have planned everything down to the tiniest detail. Any mishap would be blamed on her and would severely damage her reputation. This meant that huge planning was involved, from the guest list to the entertainment.

#### **Choosing the Guests**

It was important for the hostess to give the party the best chance of success by selecting the correct people to attend it. If there were to be important guests, only guests of similar rank and experience could be invited. This would mean the hostess would need to do research about the personalities involved and make sure to find matching traits amongst her own associates and friends. This could get complicated by the largeness of the party and there was always the chance of the wrong guest being selected and them causing embarrassment or interfering with the flow of conversation.

#### **Listening to the Guests**

The role of the hostess is to mingle amongst the guests and to make sure that she has the opportunity to talk to all of them. This means being familiar with the latest world events and local gossip.

#### **She Knows the Guests Favorite Meals**

The ideal hostess plans everything in advance and the meals and drink provided are carefully researched and cater to each guests taste. This research is able to be used later if she entertains the same guests again.

#### **Have a Good Guest Room**

The hostess needs to make sure that the guests have everything in their room to make them feel at home. The suggested articles are a clock, a writing desk for the guest who likes to take their correspondence with them, a sewing basket and a change of clothes. As well as practical things there should be items to keep guests entertained. A bookshelf full of books is always recommended and any interesting magazines.

#### **Age after Rank**

If there is no one of higher rank in the room, then the proper seating is to have the eldest members of the family sitting at the head of the table.

## MANNERS FOR MEN — BY MRS. C.E. HUMPHREY

When accompanying ladies who express a wish for refreshment, it is not necessary to select a very expensive restaurant or confectioner's. One suitable to the social status of the party should be chosen. The young man must pay for what his companions eat and drink, and very often this is a most embarrassing matter. He may have enough money in his pocket to defray the bill, and he may not. In any case, he is often unable to afford it, but the probabilities are that if he has the wherewithal about him, he will pay in order to extricate himself from an awkward predicament, even though he may consequently be crippled financially for some days to come.

If he has only two or three shillings in his pocket, he feels extremely uncomfortable. No well-bred woman or girl would ever place an acquaintance on the horns of such a dilemma. But unfortunately there are many girls and women who are lacking in taste and refinement, and who would regard it as an excellent joke to play such a trick upon a "fellow," as they would probably call him, and enjoy his discomfort.

The best thing to do in such a case is to be perfectly frank and open. "I'm extremely sorry,

but I have not sufficient cash with me for the purpose." It is very disagreeable to have to say so, but it is less mortifying than to have to acknowledge it to the waiter at the restaurant. A young man told me that he had once, in such a case, to leave the table on pretense of speaking to the proprietor and fly round to a pawnbroker's to pledge his watch.

A really well-bred girl or woman would make it clear that she intended to pay for her own meal, and that only on that condition would she accept the escort of the young man.

Sometimes after a run on a bicycle or a hot walk, a young man will say to his sister and her friend, "Come in and have an ice." If the man's friend is one of the unscrupulous sort, she will very probably run him into what, for him, is a considerable expense. He must pay it, however, and the worst of it is that he cannot sit there and let her eat all by herself. Even his sister, should she be present, must in good manners join in to a certain extent. Otherwise the implied reproof would be too obvious for good breeding.

### Manners for Children

- ❧ Never talk back to older people, especially to your mother and father.
- ❧ Never whine or frown when spoken to by your elders.
- ❧ Never argue with your elders, they know best. Never do anything your elders have forbidden.
- ❧ Do as you're told in a pleasant and willing way.
- ❧ Never contradict any one under any circumstances. It is very impolite.
- ❧ Always greet family members when entering a room. Always bid goodbye to members of your family when you leave a room.
- ❧ Always rise to a standing position when visitors enter. Never address a visitor until he has started the conversation.
- ❧ Never allow your parents to bring you a chair and never allow them to get one for themselves. Wait on them instead of being waited on.
- ❧ Talk in a low even voice. Never run up and down the stairs or across the room.
- ❧ Always give way to younger children. It is your duty to look after them.
- ❧ Never retire without bidding family members goodnight.
- ❧ Keep yourself clean and neat looking at all times. Keep your clothes pressed and brushed. Keep your shoes looking nice.