

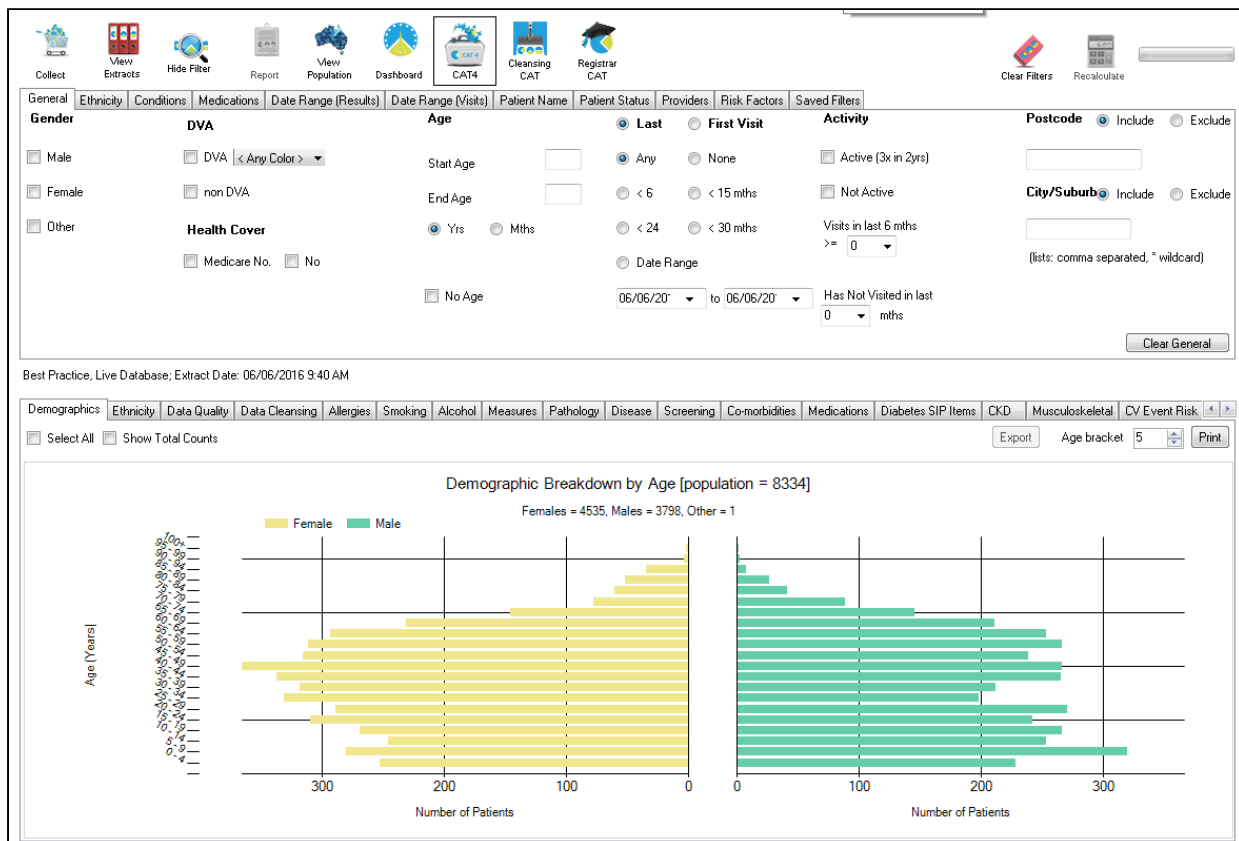
CAT Recipes

Identify patients with diabetes, CVD or CKD who never had a GPMP/TCA claimed

Date: 13-Sep-2017 13:04

[Click here to export this guide to PDF](#)

Recipe Name:	Identify patients with diabetes, CVD or CKD who never had a GPMP/TCA claimed
Rationale:	The Chronic Disease Management — GP services on the Medicare Benefits Schedule (MBS) enable GPs to plan and coordinate the health care of patients with chronic or terminal medical conditions, including patients with these conditions who require multidisciplinary, team-based care from a GP and at least two other health or care providers.
Target:	To effectively manage the care of patients with a chronic disease.
CAT Starting Point:	<ol style="list-style-type: none"> 1. CAT Open - CAT4 view (all reports) loaded 2. Population Extract Loaded and Extract Pane "Hidden" <ol style="list-style-type: none"> a. Filter Pane open and under the 'General' tab 'Active Patients' (3x <2 years) selected (this step can be omitted if you want to search for all patients).



Identify patients with diabetes, CVD or CKD who never had a GPMP/TCA claimed

Recipe Steps Reports

- Hide Filters
- Select the "MBS Eligibility" tab
- Select the "GPMP/TCA Eligibility" tab
- Select the column titled "GPMP/TCA never claimed", and click the Export button in the top right hand corner
- Repeat the step for other columns if you also want to find patients without a GPMP /TCA review



This report will show all patients with a coded diagnosis of diabetes who haven't had a GP Management Plan or Team Care Arrangement billed in the past 12 months.

Identify patients with diabetes, CVD or CKD who never had a GPMP/TCA claimed

1 of 6 100% Find | Next

Reidentify Report [patient count = 224]
Selected: GPMP/TCA Eligibility (GPMP/TCA never claimed)

ID	Surname	First Name	Known As	Sex	D.O.B	Address	City	Postcode	Phone (H/W)	Phone (M)	IHI	GPMP/TCA Eligibility, Medicare	Last Claim/Review
1179	Surname	Firstname_9	Firstname_9	F	06/06/1916	12 John St	Suburb Town	4023	H:07 50505050 W:07 50509999	1234999999		GPMP/TCA never claimed, M/C= 123412341234	N/A
839	Surname	Firstname_11	Firstname_11	M	06/06/1917	12 Jogger St	Suburb Town	2603	H:07 50505050 W:07 50509999	1234999999		GPMP/TCA never claimed, M/C= 123412341234	N/A
853	Surname	Firstname_12	Firstname_12	F	06/06/1919	12 John St	Suburb Town	2803	H:07 50505050 W:07 50509999	1234999999		GPMP/TCA never claimed, M/C= 123412341234	N/A
1851	Surname	Firstname_16	Firstname_16	M	06/06/1921	12 Jogger St	Suburb Town	5854	H:07 50505050 W:07	1234999999		GPMP/TCA never claimed,	N/A

i This recipe shows the steps to view a list of patients with diabetes who haven't had a GP Management Plan or Team Care Arrangement billed in the previous 12 months. This recipe can be modified for patients with any other chronic disease by choosing a different chronic condition under the Conditions, then Chronic filter tab (as shown in the second screenshot above). Other chronic conditions that may be targeted include, but are not limited to:

- COPD
- Asthma
- Hypertension
- Cardiovascular Disease
- Chronic Kidney Disease

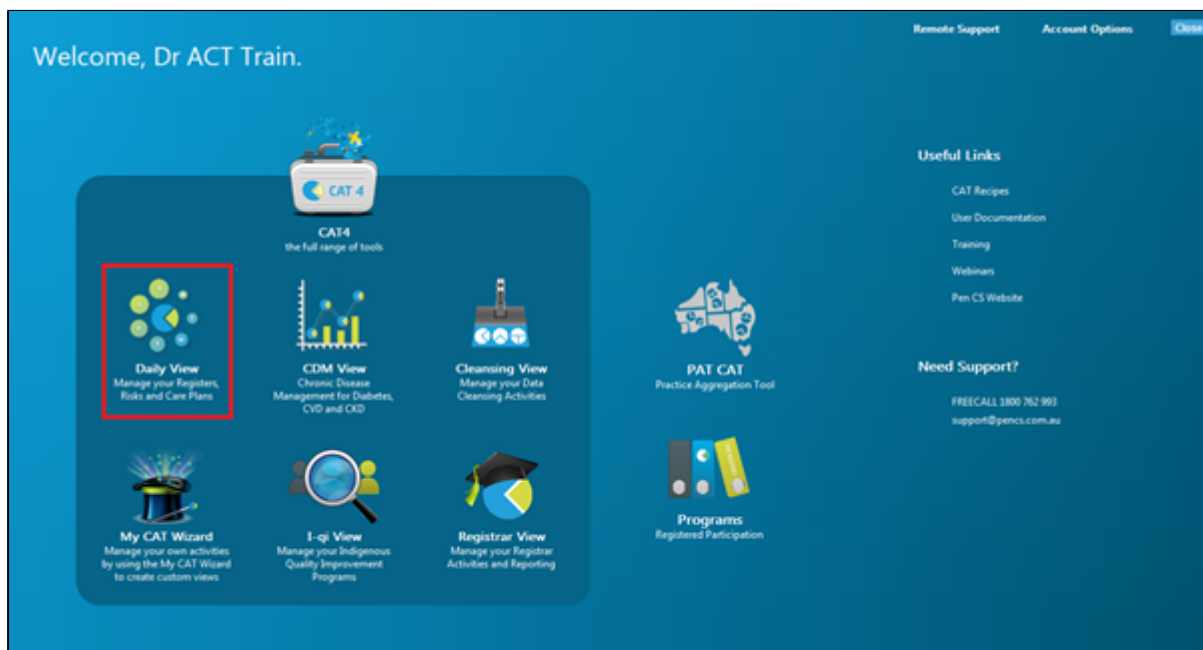
Create a prompt to display in Topbar

! Remember you need to be in the CAT4 Daily View to be able to create prompts. Other pre-requisites are:

- Topbar is installed
- CAT4 is linked to Topbar via Edit/Preferences/Topbar - check here for details: [Linking CAT4 to Topbar](#)

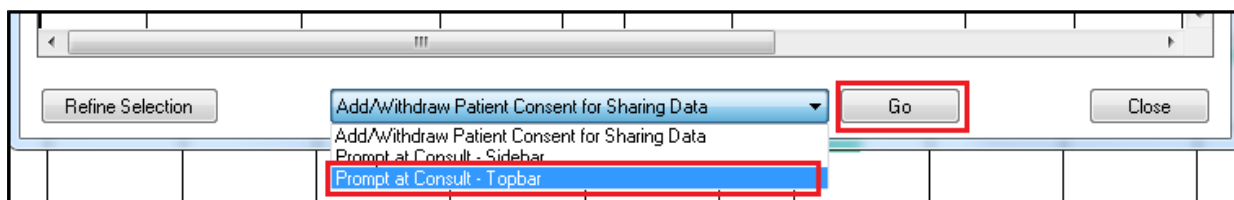
To start CAT4 in the Daily View, click on the 'Daily View' icon in the dashboard:

Identify patients with diabetes, CVD or CKD who never had a GPMP/TCA claimed



Once you have applied the filter(s) and displayed the patients of interest as described above, you can create a prompt that will be shown to all clinicians using Topbar if a patient meeting the prompt criteria is opened in their clinical system. The full guide is available at [CAT PLUS PROMPTS](#) and a short guide on how to create prompts in CAT4 can be found at [Creating a Prompt in CAT4](#)

To start you have to use the drop-down menu at the bottom of the patient details report and select "Prompt at Consult - Topbar" then click on "Go" to give the new prompt a name.



The name you enter is the prompt text displayed in Topbar, so choose a simple but clear name that tells the clinician seeing the prompt what should be done.

Identify patients with diabetes, CVD or CKD who never had a GPMP/TCA claimed

Prompt at Consult


Name: Message to clinician goes here!

Filters: Age 40+, Active Patient

Charts: Waist CVD Risk : No Waist Recorded

OK Cancel

To Export Patient List to Microsoft Excel:

1. Click on the "Export Icon"  at the top of the Patient Reidentification window.
2. Click on "Excel"
3. Choose a file name and a location to save to (eg. Create a folder C:/ClinicalAudit/CAT Patient FollowUp)
4. Click "Save"

The steps above will produce a list of patients with contact details in MS Excel which can then be used to:

1. Go back through the individual patient records in the GP Clinical Desktop System (CDS) and update known records
2. Phone patients to update their record
3. Produce a mail merge to recall patients for follow up

Identify patients with diabetes, CVD or CKD who never had a GPMP/TCA claimed