EURUSD - BACKTEST RESULTS FOR MARCH 30, 2025 – MAY 9, 2025

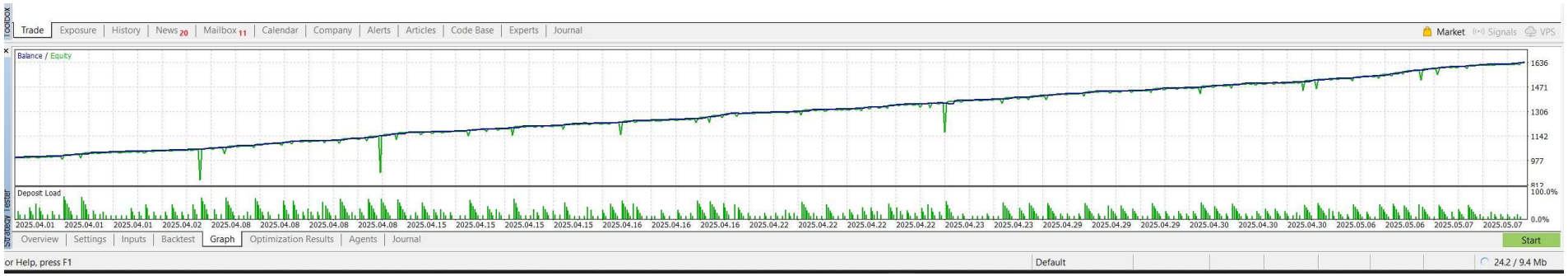

History Quality	100%				
Bars	8352	Ticks	3448341	Symbols	1
Initial Deposit	1 000.00				
Total Net Profit	639.22	Balance Drawdown Absolute	0.00	Equity Drawdown Absolute	148.40
Gross Profit	685.20	Balance Drawdown Maximal	9.56 (0.70%)	Equity Drawdown Maximal	241.77 (21.15%)
Gross Loss	-45.98	Balance Drawdown Relative	0.70% (9.56)	Equity Drawdown Relative	21.15% (241.77)
Profit Factor	14.90	Expected Payoff	1.15	Margin Level	118.28%
Recovery Factor	2.64	Sharpe Ratio	19.00	Z-Score	-3.53 (99.74%)
AHPR	1.0009 (0.09%)	LR Correlation	1.00	OnTester result	0
GHPR	1.0009 (0.09%)	LR Standard Error	6.56		
Total Trades	555	Short Trades (won %)	252 (92.06%)	Long Trades (won %)	303 (80.20%)
Total Deals	1110	Profit Trades (% of total)	475 (85.59%)	Loss Trades (% of total)	80 (14.41%)
	Largest	profit trade	22.02	loss trade	-5.08
	Average	profit trade	1.44	loss trade	-0.57
	Maximum	consecutive wins ($)	37 (65.35)	consecutive losses ($)	4 (-9.56)
	Maximal	consecutive profit (count)	65.35 (37)	consecutive loss (count)	-9.56 (4)
	Average	consecutive wins	8	consecutive losses	1

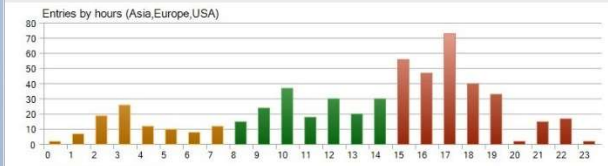

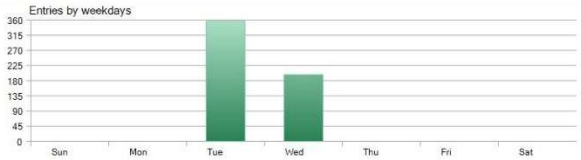

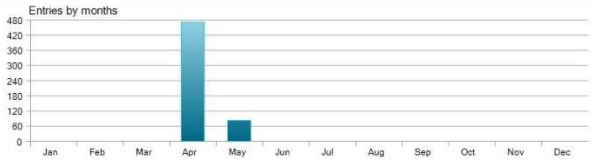

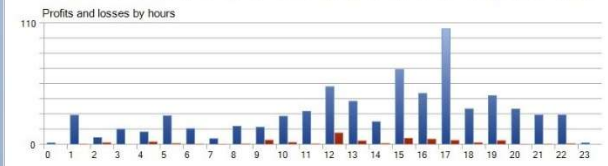

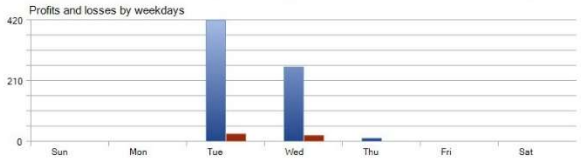

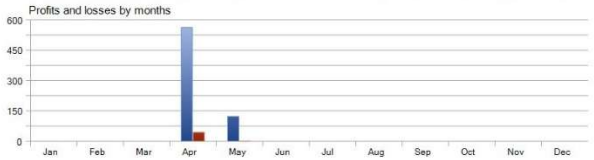

Correlation (Profits,MFE)	0.95	Correlation (Profits,MAE)	0.02	Correlation (MFE,MAE)	-0.1190