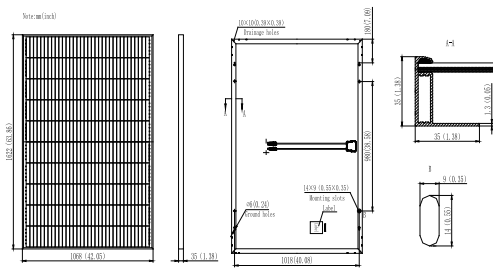





## SHINGLED MODULE 60S



With the technical progress and product updates, there will be deviation between the technical parameters of the future TW Solar products and the technical parameters in this profile. TW Solar reserves the right to adjust technical parameters at any time and the final right of interpretation.



### Encapsulation

EVA

### Frame

Anodized aluminum profile

### Junction Box


Rated current: 15A, IP67, TUV&UL

### Cable

Length 1000mm, 1x4mm<sup>2</sup>

### Connector

Compatible with MC4



### Back Sheet

co-extrusion backsheet

### Weight

19.8kg

### Dimensions

1622x1068x35mm (LxWxH)

### Cells

6" PERC Mono-crystalline silicon solar cells (in 5 slices)

### Front Glass

White toughened safety glass, 3.2mm

### Other Characteristics

<b>Packaging</b>	30 pcs/box
	840 pcs/40' container
	1440 pcs/flat car
<b>Warranty</b>	10 year Product Workmanship Warranty
	25 year Linear Power Warranty

### Temperature Characteristics

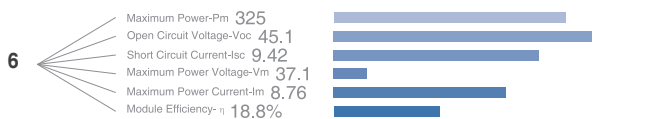
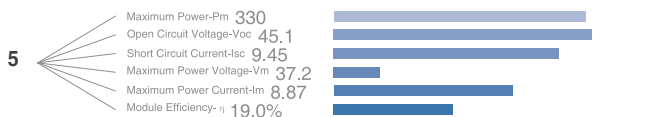
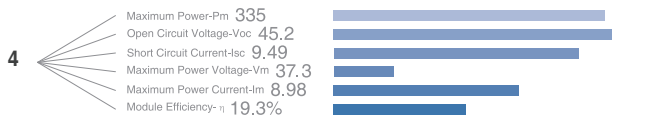
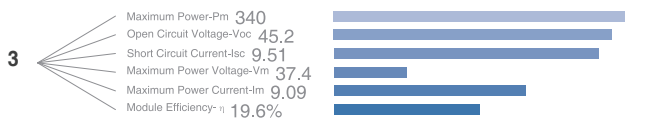
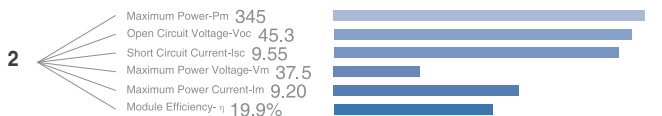
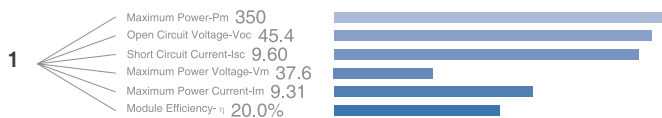


<b>NMOT</b>	42.3°C(±2°C)
<b>Temperature Coefficient of Voc</b>	-0.27%/°C
<b>Temperature Coefficient of Isc</b>	0.04%/°C
<b>Temperature Coefficient of Pm</b>	-0.34%/°C


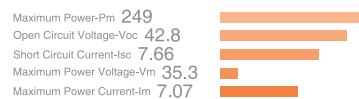
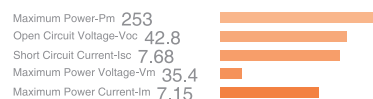
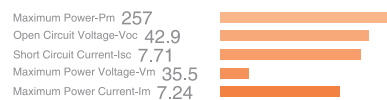
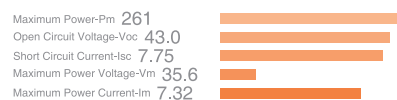
### Maximum Ratings

<b>Maximum System Voltage [V]</b>	DC 1500/1000(IEC); DC 1000(UL)
<b>Series Fuse Rating [A]</b>	20
<b>Maximum Surface Load Capacity [Pa]</b>	5400
<b>Temperature Range [°C]</b>	- 40 to ~ +85
<b>Withstanding Hail</b>	Maximum diameter of 25 mm with impact speed of 23 m·s-1

## Electrical Characteristics at STC



## Electrical Characteristics at NMOT



© Note

- Standard Test Conditions [STC]: irradiance 1000 W/m<sup>2</sup>; AM 1.5; ambient temperature 25°C according to EN 60904-3;
- Nominal Module Operating Temperature (NMOT): Irradiance 800W/ m<sup>2</sup>; wind speed 1m/s ; ambient temperature 20°C.
- Tolerance of Pm: 0~+5W, Measuring uncertainty of power: ±3%. Performance deviation of Voc [V], Isc [A], Vm [V] and Im [A]: ±3%.

## IV Curve

