

**NOTE**  
 All contents of this drawing are copyright by Interiors Australia. All right reserved©  
 Figured dimensions shall be used.  
 Do not scale drawing.  
 The contractor shall verify all dimensions on site prior to commencement of work.

Revision Schedule				
Date	Rev	Description	Drawn	Auth.
06/07/15	A	FOR PRICING	AK	TC

CLIENT  
**NSSMC + NITTETSU**

**IA Group**  
 Level 2, 37 Pitt Street, Sydney, NSW 2000  
 GPO BOX 5008  
 Sydney NSW 2001  
 Phone: 02 9562 9700  
 Fax: 02 9562 9701  
 Email: iasdney@iagroup.com.au

PROJECT  
**NSSMC + NITTETSU**

PROJECT ADDRESS  
**LEVEL 5,  
 20 HUNTER ST**

DRAWING TITLE  
**MASTER PLAN**

PROJECT STATUS  
**TENDER**

PROJECT MANAGER \_\_\_\_\_ DATE \_\_\_\_\_

DIRECTOR \_\_\_\_\_ DATE \_\_\_\_\_

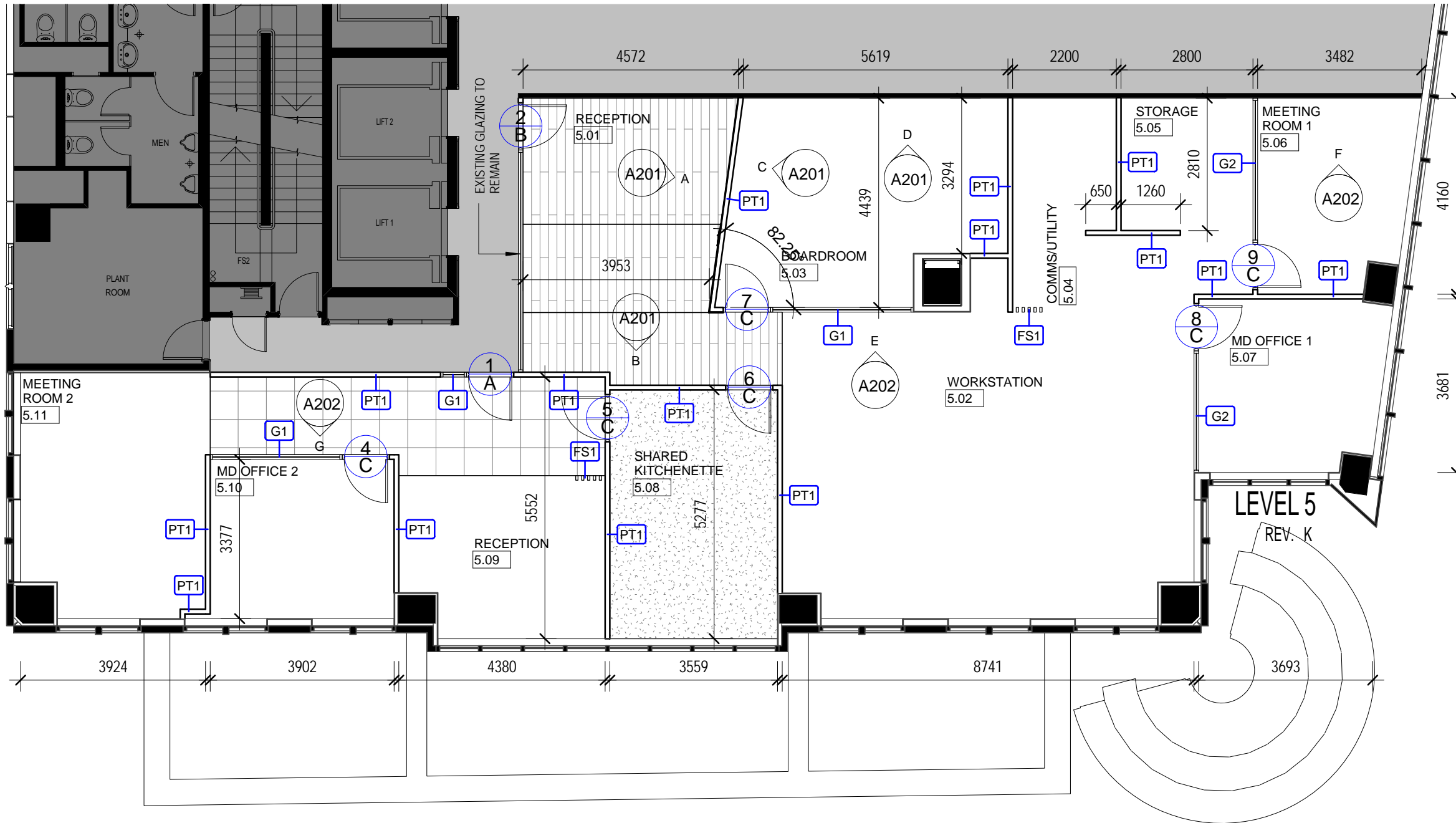
Drawn by \_\_\_\_\_ Date 17/07/15 Scale 1:100 @ A3  
 Author \_\_\_\_\_

SHEET SIZE **A3** PROJECT NUMBER **ST14051**  
 DRAWING NUMBER **A101** AMENDMENT **A**

FURNITURE SCHEDULE		
CODE	DESCRIPTION	QTY
C1	GENERAL TASK CHAIR	32
C2	BREAKOUT CHAIR	3
C3	RECEPTION ARMCHAIR	2
DSK1	DESK 2100 x 800	1
DSK2	DESK 2	1
SC1	FREESTANDING SCREEN	1
ST1	STORAGE 1	4
ST2	STORAGE 2	4
ST3	TAMBOUR UNIT - LOCKABLE - 450D X 1200W X 2040H	2
T1	MEETING TABLE 1400D	1
T2	BREAKOUT TABLE	1
T3	COFFEE TABLE	1
T4	MEETING TABLE 3000 x 1200	1
T5	MEETING TABLE 1200D	1
WS	WORKSTATION	8

JOINERY SCHEDULE	
CODE	DESCRIPTION
J01	UTILITY BENCH - BY FURNITURE SUPPLIER
J03	UTILITY BENCH
J05	RECEPTION DESK
J06	CREDENZA
J07	AV JOINERY - BY FURNITURE SUPPLIER
J08	UTILITY BENCH
J09	UTILITY BENCH
J10	STORAGE CABINET

**FOR TENDER**



**NOTE**  
 All contents of this drawing are copyright by Interiors Australia. All right reserved©  
 Figured dimensions shall be used.  
 Do not scale drawing.  
 The contractor shall verify all dimensions on site prior to commencement of work.

Revision Schedule				
Date	Rev	Description	Drawn	Auth.
06/07/15	A	FOR PRICING	AK	TC

CLIENT  
**NSSMC + NITTETSU**



**IA Group**  
 Level 2, 37 Pitt Street, Sydney, NSW 2000  
 GPO BOX 5008  
 Sydney NSW 2001  
 Phone: 02 9562 9700  
 Fax: 02 9562 9701  
 Email: iasdney@iagroup.com.au

PROJECT  
**NSSMC + NITTETSU**

PROJECT ADDRESS  
**LEVEL 5,  
 20 HUNTER ST**

DRAWING TITLE  
**PARTITION PLAN**

PROJECT STATUS  
**TENDER**

PROJECT MANAGER \_\_\_\_\_ DATE \_\_\_\_\_

DIRECTOR \_\_\_\_\_ DATE \_\_\_\_\_

Drawn by	Date	Scale
Author	17/07/15	1:100 @ A3

SHEET SIZE	PROJECT NUMBER
A3	ST14051
DRAWING NUMBER	AMENDMENT
A103	A

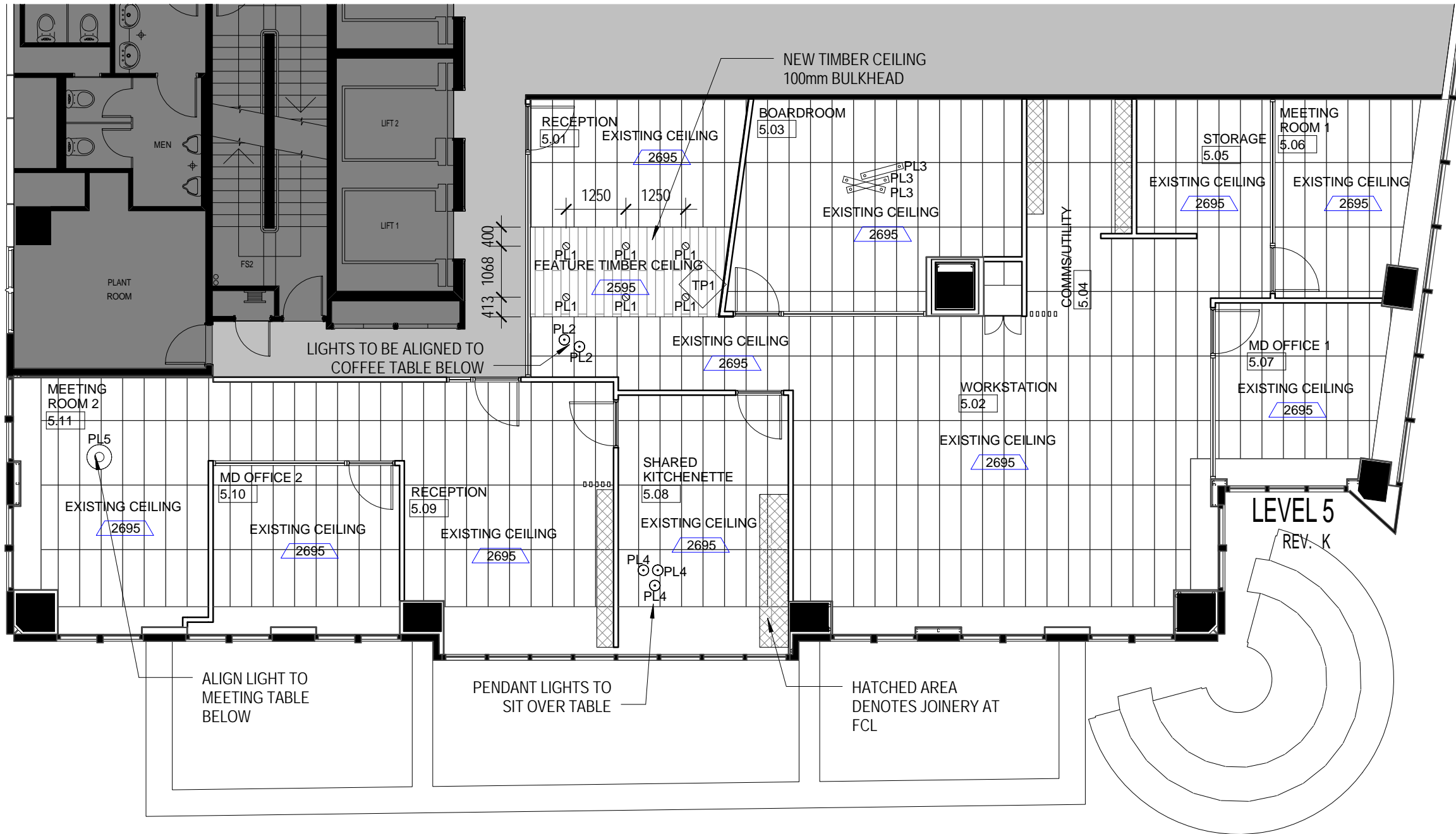
- PARTITION TYPE**
- PT 1 - GENERAL PLASTERBOARD PARTITION**
    - FLOOR TO CEILING CONSTRUCTION, NOMINAL THICKNESS 98mm
    - 1 LAYER OF 13mm PLASTERBOARD INTERNALLY, 1 LAYER OF 13mm PLASTERBOARD EXTERNALLY
    - 72mm STUD SYSTEM WITH INTERNAL TOP AND BOTTOM TRACKS
  - G1 - GENERAL GLAZED PARTITION**
    - GLAZED PARTITION TO 2700mm HIGH, PLASTERBOARD PARTITION ABOVE TO UNDERSIDE OF SLAB
    - BLACK ANODISED ALUMINIUM FRAME - DEFINIUM SUITE 90 BY CRITERION INDUSTRIES
    - 10.38mm LAMINATED GLASS, FRAMELESS SILICONE JOINT
  - G2 - HALF GLAZED PARTITION**
    - 900mm HIGH PLASTERBOARD PARTITION
    - GLAZED PARTITION FROM 900mm TO UNDERSIDE OF CEILING
  - FS1 - ALUMINIUM SLATS FEATURE SCREEN**

- DOOR TYPE**
- TYPE A - EXISTING GLASS ENTRY DOOR**
  - TYPE B - NEW GLASS ENTRY DOOR TO MATCH EXISTING**
  - TYPE C - PAINT FINISH**
    - 2700mm HIGH MDF SOLID CORE DOOR 35mm
    - BLACK ANODISED ALUMINIUM FRAME - DEFINIUM SUITE 90 BY CRITERION INDUSTRIES
    - PAINT FINISH
    - REFER TO DOOR ELEVATION FOR DETAIL

- DOOR NOTE**
- DOOR 5 TO BE OPEN DURING DAY AND LOCKED AT NIGHT
  - DOOR 5 & 6 ALTERNATE FIRE EGRESS ROUTE
  - DOOR 1 & 2 REQUIRE SWIPE CARD ACCESS

- GENERAL NOTE**
- CONTRACTOR TO CONFIRM ALL SITE DIMENSION PRIOR TO COMMENCEMENT OF CONSTRUCTION
  - ALL DIMENSIONS ARE TO BE CONFIRMED ON SITE PRIOR TO FABRICATION
  - ALL NEW DOORS TO COMPLY WITH AS 1428.1
  - CONTRACTOR TO VERIFY SLAB LEVELS AND ENSURE ALL FLOOR JUNCTIONS ARE SMOOTH & LEVEL

**FOR TENDER**



**NOTE**  
 All contents of this drawing are copyright by Interiors Australia. All right reserved©  
 Figured dimensions shall be used.  
 Do not scale drawing.  
 The contractor shall verify all dimensions on site prior to commencement of work.

Revision Schedule				
Date	Rev	Description	Drawn	Auth.
06/07/15	A	FOR PRICING	AK	TC

CLIENT  
**NSSMC + NITTETSU**

**IA Group**  
 Level 2, 37 Pitt Street, Sydney, NSW 2000  
 GPO BOX 5008  
 Sydney NSW 2001  
 Phone: 02 9562 9700  
 Fax: 02 9562 9701  
 Email: iasdney@iagroup.com.au

PROJECT  
**NSSMC + NITTETSU**

PROJECT ADDRESS  
**LEVEL 5,  
 20 HUNTER ST**

DRAWING TITLE  
**CEILING PLAN**

PROJECT STATUS  
**TENDER**

PROJECT MANAGER DATE

DIRECTOR DATE

Drawn by Date Scale  
 Author 17/07/15 1 : 100 @ A3

LIGHT FIXTURE SCHEDULE	
CODE	DESCRIPTION
PL1	DOWNLIGHT
PL2	TOPAZ PENDANT LIGHT
PL3	BALANCE PENDANT LIGHT
PL4	QIE CONCRETE PENDANT
PL5	ARAGON 52 PENDANT LIGHT

**FOR TENDER**

SHEET SIZE	PROJECT NUMBER
A3	ST14051
DRAWING NUMBER	AMENDMENT
A104	A

NOTE  
 All contents of this drawing are copyright by Interiors Australia. All right reserved©  
 Figured dimensions shall be used.  
 Do not scale drawing.  
 The contractor shall verify all dimensions on site prior to commencement of work.

Revision Schedule				
Date	Rev	Description	Drawn	Auth.
06/07/15	A	FOR PRICING	AK	TC

CLIENT  
**NSSMC + NITTETSU**

**IA Group**  
 Level 2, 37 Pitt Street, Sydney, NSW 2000  
 GPO BOX 5008  
 Sydney NSW 2001  
 Phone: 02 9562 9700  
 Fax: 02 9562 9701  
 Email: iasdney@iagroup.com.au

PROJECT  
**NSSMC + NITTETSU**

PROJECT ADDRESS  
**LEVEL 5,  
 20 HUNTER ST**

DRAWING TITLE  
**FINISHES PLAN**

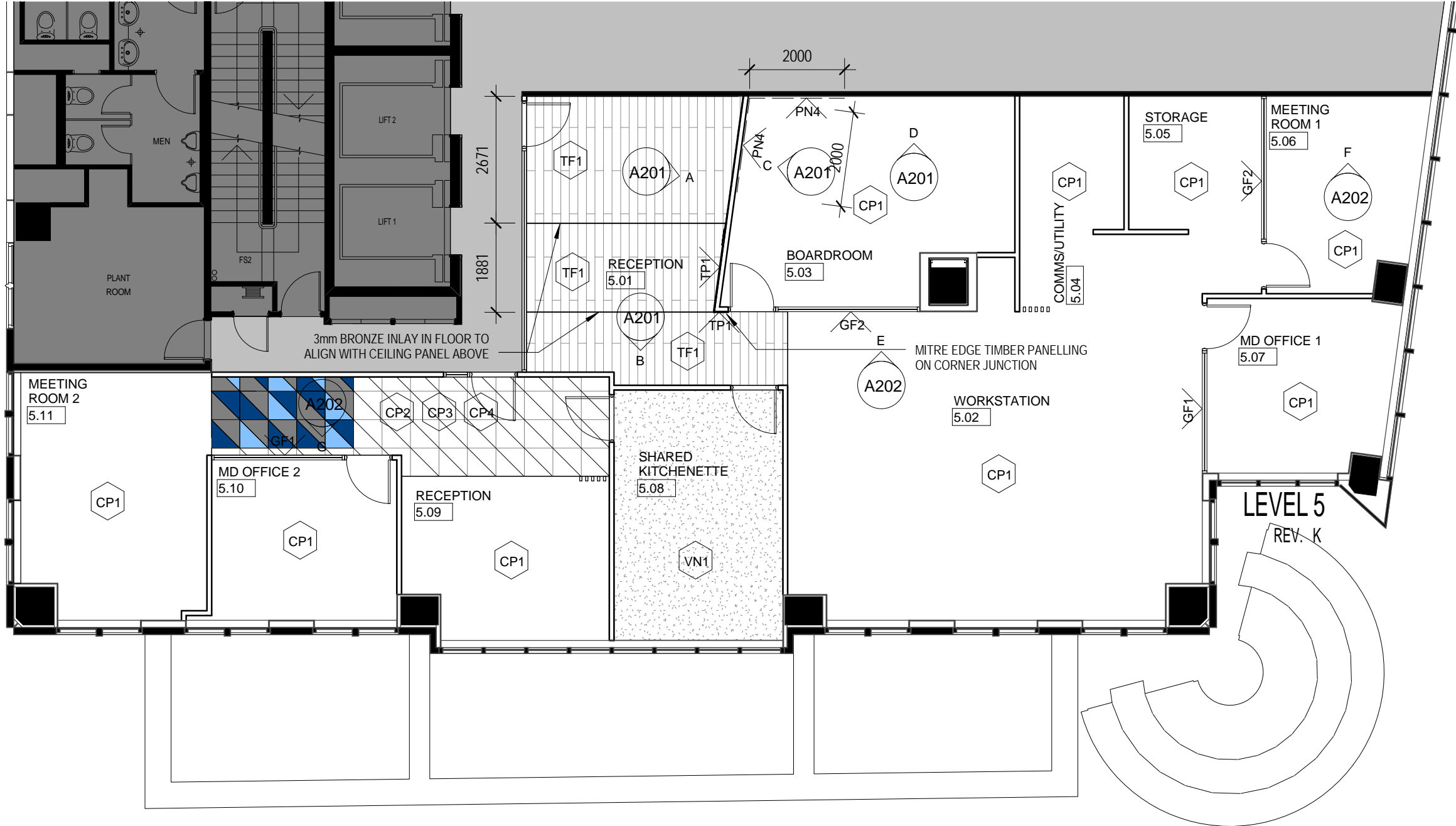
PROJECT STATUS  
**TENDER**

PROJECT MANAGER \_\_\_\_\_ DATE \_\_\_\_\_

DIRECTOR \_\_\_\_\_ DATE \_\_\_\_\_

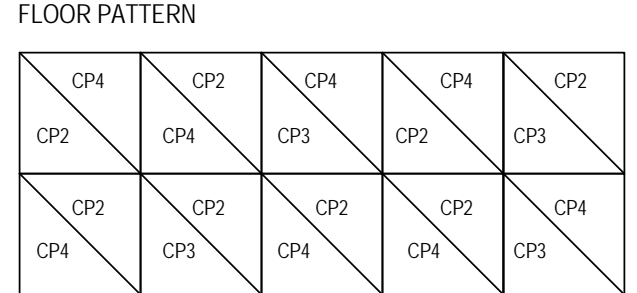
Drawn by \_\_\_\_\_ Date 17/07/15 Scale 1:100 @ A3  
 Author \_\_\_\_\_

SHEET SIZE **A3** PROJECT NUMBER **ST14051**  
 DRAWING NUMBER **A105** AMENDMENT **A**



FLOOR FINISH SCHEDULE	
CODE	DESCRIPTION
CP1	CARPET
CP2	CARPET TILE
CP3	CARPET TILE
CP4	CARPET TILE
TF1	TIMBER FLOOR
VN1	VINYL

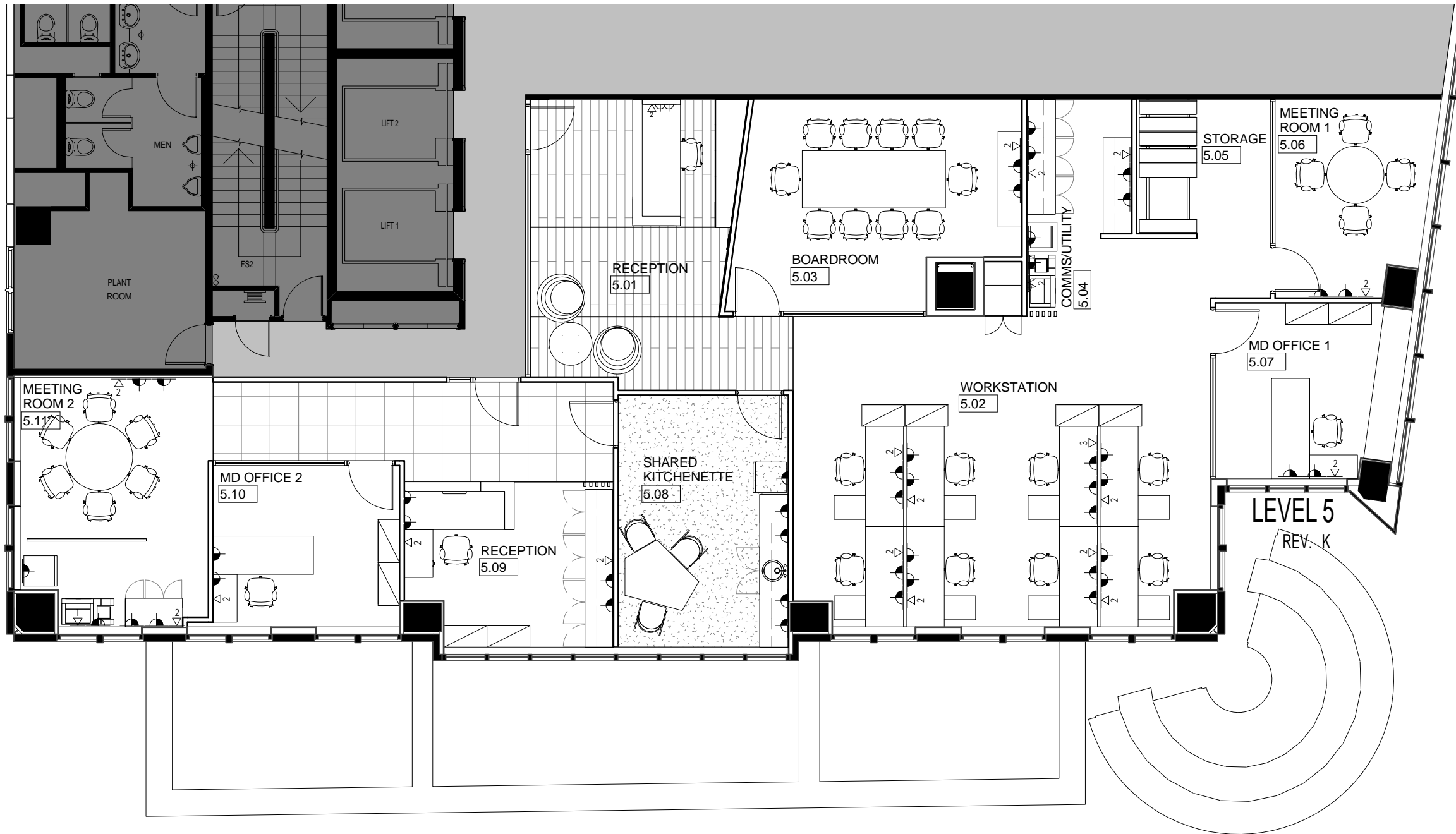
WALL FINISH SCHEDULE	
CODE	DESCRIPTION
GF1	GLAZING FILM BAND
GF2	GLAZING FILM PRIVACY
PB 1	PIN BOARD
PN1	GENERAL WALL PAINT
PN4	FEATURE PAINT
PN5	FEATURE WALL PAINT
T1	WALL TILE
TP1	TIMBER PANELLING
WP1	WALL PANELLING



CP2 - 40%  
 CP3 - 30%  
 CP4 - 30%

DOCUMENT CARPET TILE OR SIMILAR TO BE CUT DIAGONALLY TO CREATE PATTERN

**FOR TENDER**



**NOTE**  
 All contents of this drawing are copyright by Interiors Australia. All right reserved©  
 Figured dimensions shall be used.  
 Do not scale drawing.  
 The contractor shall verify all dimensions on site prior to commencement of work.

Revision Schedule				
Date	Rev	Description	Drawn	Auth.
06/07/15	A	FOR PRICING	AK	TC

CLIENT  
**NSSMC + NITTETSU**

**IA Group**  
 Level 2, 37 Pitt Street, Sydney, NSW 2000  
 GPO BOX 5008  
 Sydney NSW 2001  
 Phone: 02 9562 9700  
 Fax: 02 9562 9701  
 Email: iasdney@iagroup.com.au

PROJECT  
**NSSMC + NITTETSU**

PROJECT ADDRESS  
**LEVEL 5,  
 20 HUNTER ST**

DRAWING TITLE  
**ELECTRICAL  
 PLAN**

PROJECT STATUS  
**TENDER**

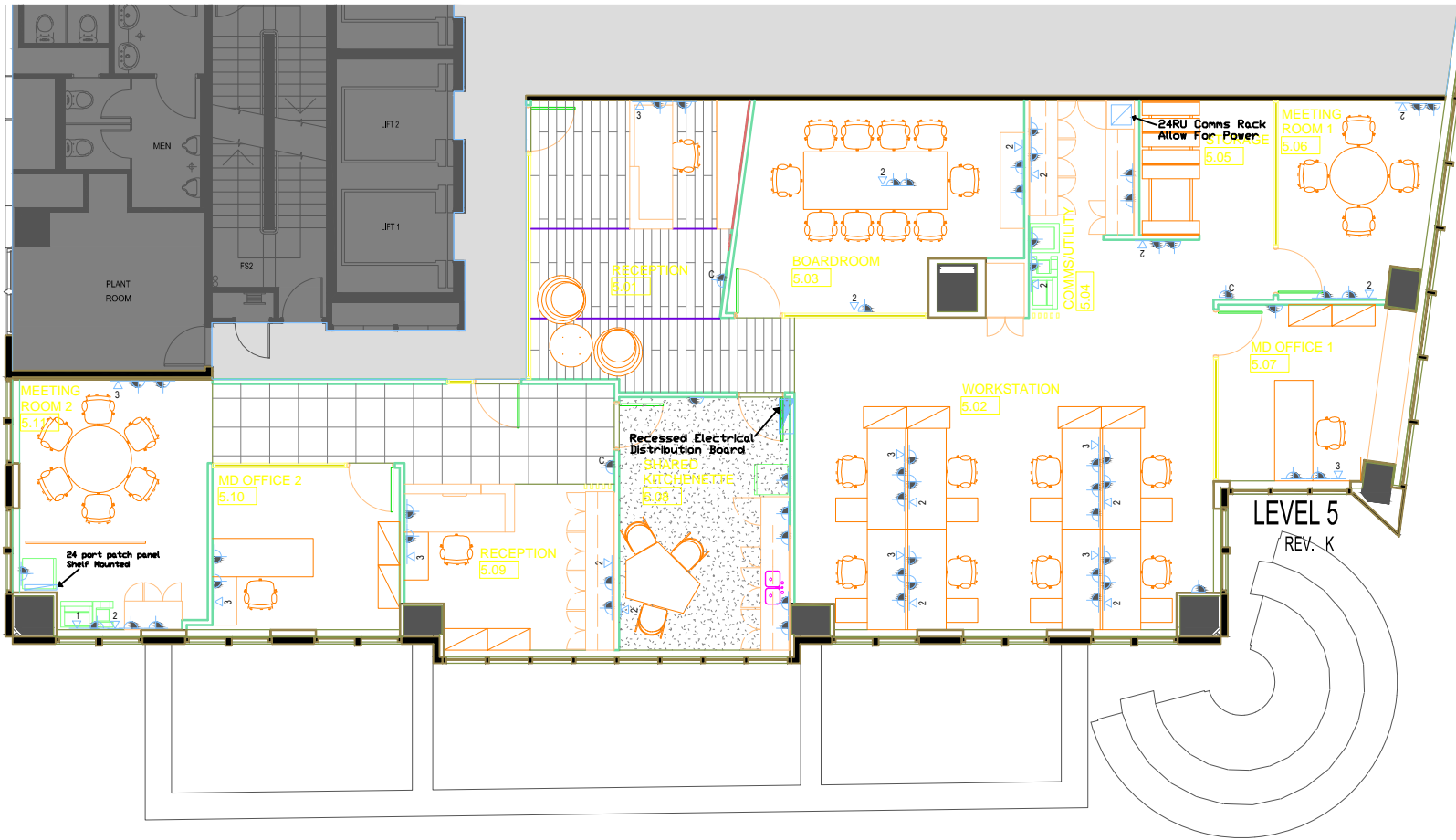
PROJECT MANAGER \_\_\_\_\_ DATE \_\_\_\_\_

DIRECTOR \_\_\_\_\_ DATE \_\_\_\_\_

Drawn by	Date	Scale
Author	17/07/15	1 : 100 @ A3

SHEET SIZE	PROJECT NUMBER
A3	ST14051
DRAWING NUMBER	AMENDMENT
A107	A

**FOR TENDER**



NOTES:  
 NSSMA: 4X Cat 6 Data from IDF  
 Nittetsu: 2x Cat 6 Data from IDF

NOTE  
 All contents of this drawing are copyright by Interiors Australia. All right reserved@  
 Figured dimensions shall be used.  
 Do not scale drawing.  
 The contractor shall verify all dimensions on site prior to commencement of work.

Revision Schedule				
Date	Rev	Description	Drawn	Auth.
06/07/15	A	FOR PRICING	AK	TC

CLIENT  
**NSSMC + NITTETSU**

Level 2, 37 Pitt Street, Sydney, NSW 2000  
 GPO BOX 5008  
 Sydney NSW 2001  
 Phone: 02 9562 9700  
 Fax: 02 9562 9701  
 Email: lasydney@iagroup.com.au

PROJECT  
**NSSMC + NITTETSU**

PROJECT ADDRESS  
**LEVEL 5,  
 20 HUNTER ST**

DRAWING TITLE  
**ELECTRICAL  
 PLAN**

PROJECT STATUS  
**TENDER**

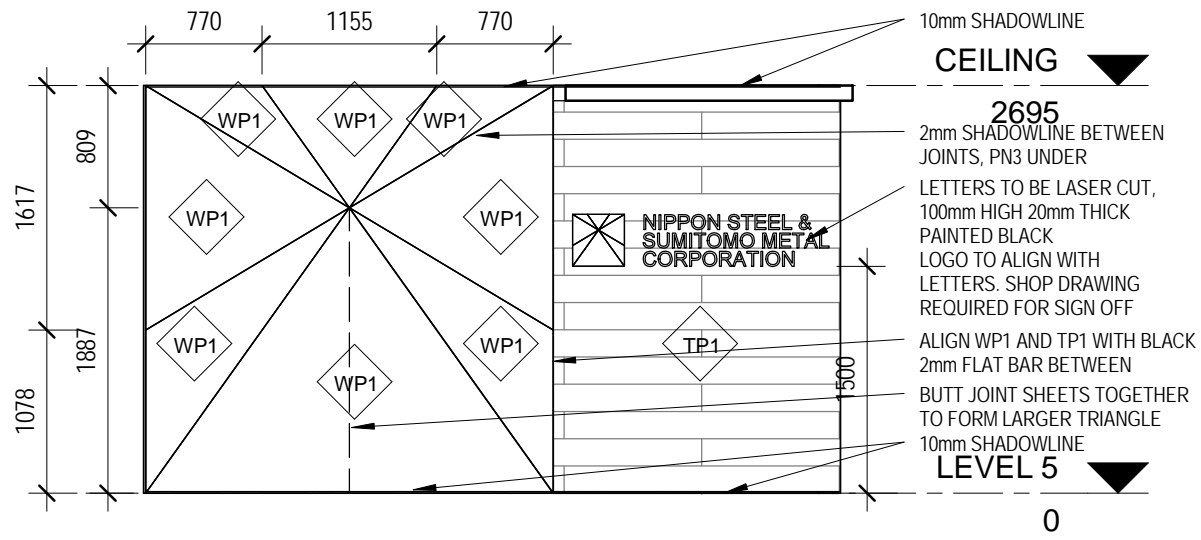
PROJECT MANAGER \_\_\_\_\_ DATE \_\_\_\_\_

DIRECTOR \_\_\_\_\_ DATE \_\_\_\_\_

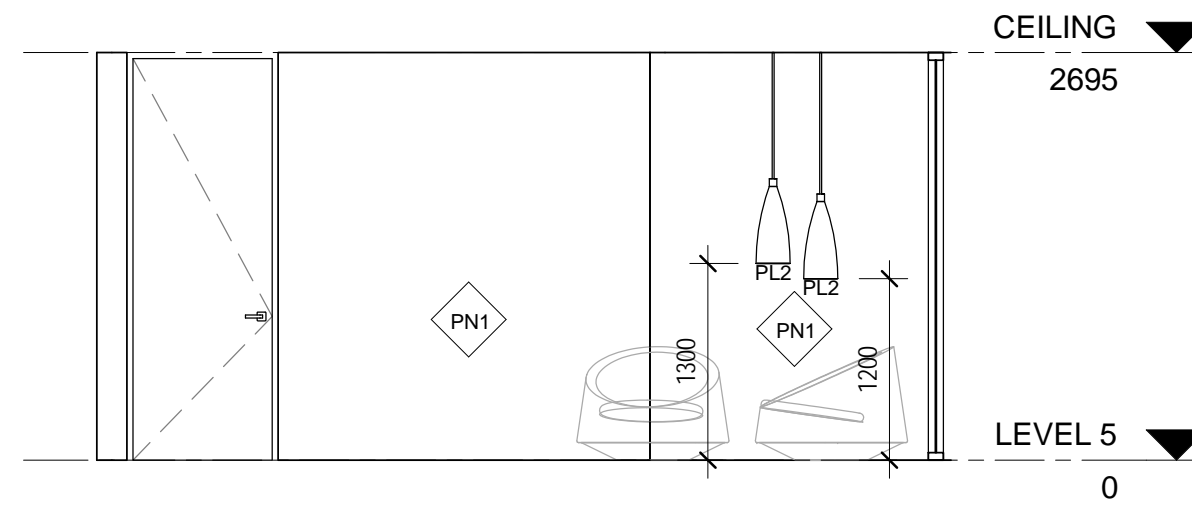
Drawn by \_\_\_\_\_ Date 23/06/15 Scale 1 : 100 @ A3  
 Author \_\_\_\_\_

SHEET SIZE A3	PROJECT NUMBER ST14051
DRAWING NUMBER A107	AMENDMENT A

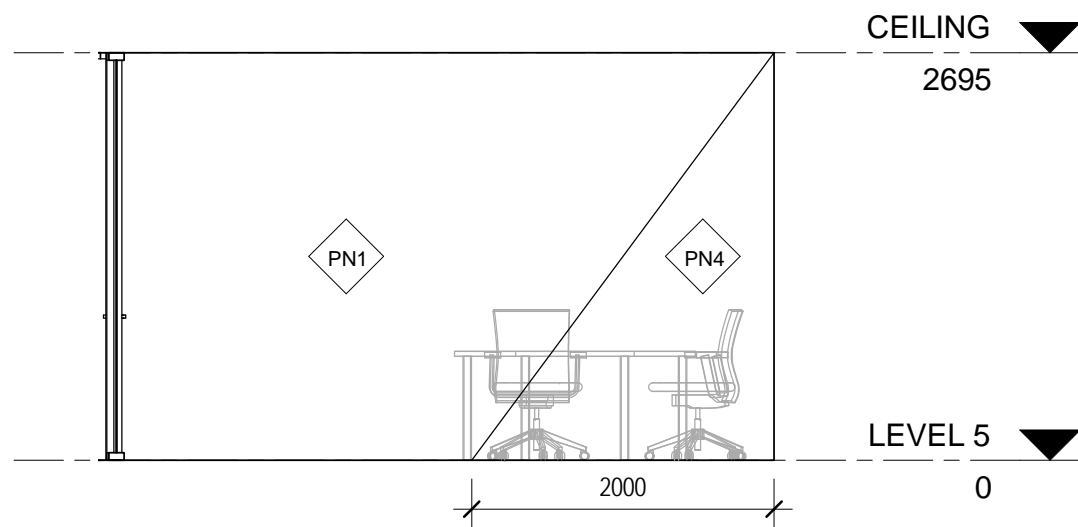
**FOR TENDER**



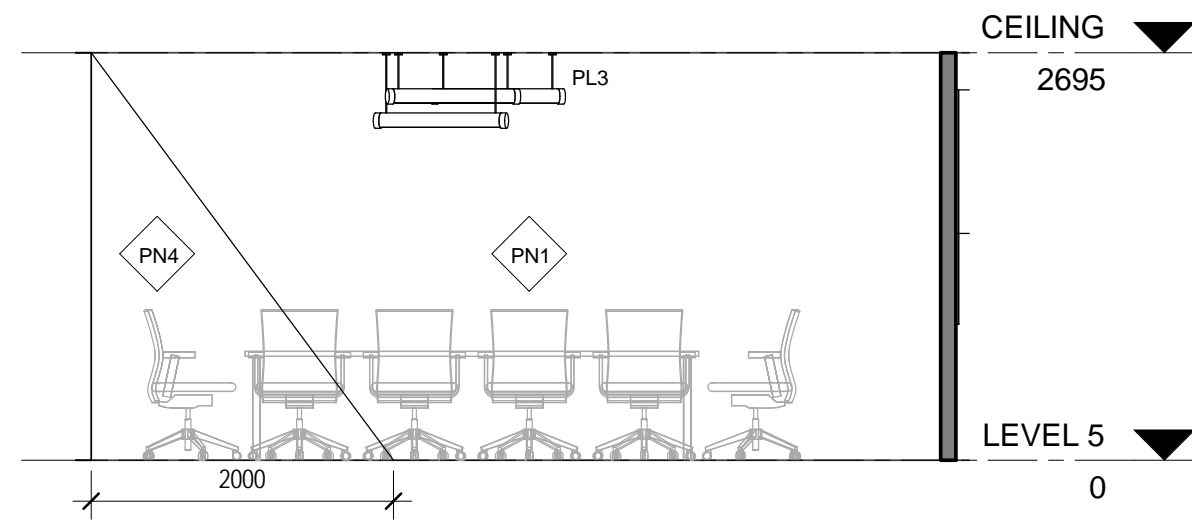
**A** ELEVATION A  
 1 : 50



**B** ELEVATION B  
 1 : 50



**C** ELEVATION C  
 1 : 50



**D** ELEVATION D  
 1 : 50

NOTE  
 All contents of this drawing are copyright by Interiors Australia. All right reserved©  
 Figured dimensions shall be used.  
 Do not scale drawing.  
 The contractor shall verify all dimensions on site prior to commencement of work.

Revision Schedule				
Date	Rev	Description	Drawn	Auth.

CLIENT  
**NSSMC + NITTETSU**

IA Group  
 Level 2, 37 Pitt Street, Sydney, NSW 2000  
 GPO BOX 5008  
 Sydney NSW 2001  
 Phone: 02 9562 9700  
 Fax: 02 9562 9701  
 Email: iasdney@iagroup.com.au

PROJECT  
**NSSMC + NITTETSU**

PROJECT ADDRESS  
**LEVEL 5,  
 20 HUNTER ST**

DRAWING TITLE  
**INTERNAL  
 ELEVATION**

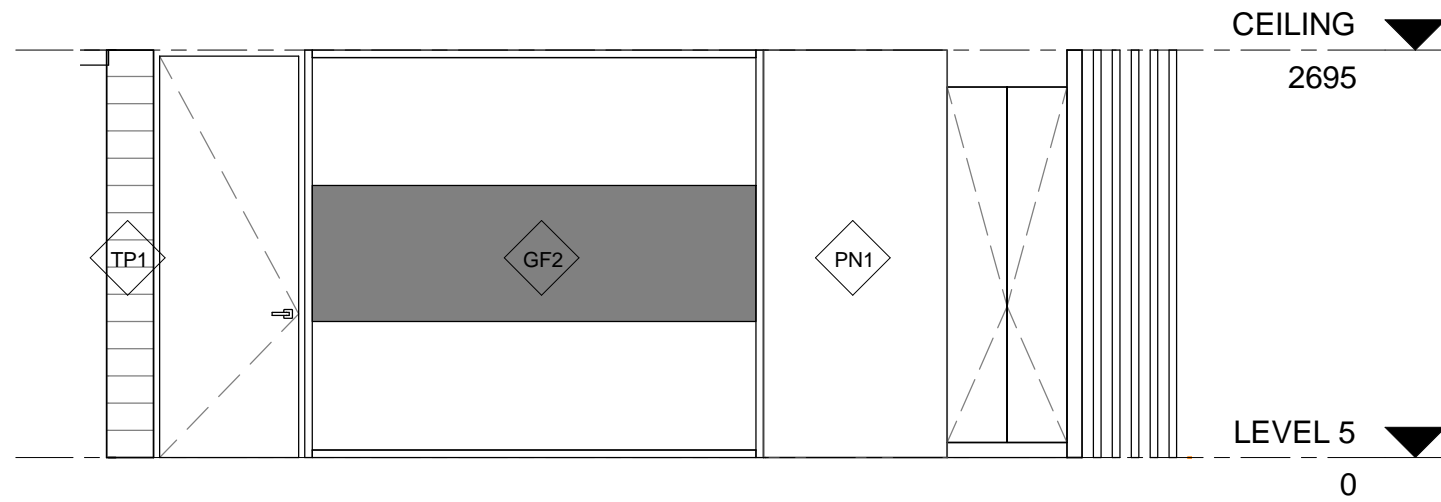
PROJECT STATUS  
**TENDER**

PROJECT MANAGER \_\_\_\_\_ DATE \_\_\_\_\_  
 DIRECTOR \_\_\_\_\_ DATE \_\_\_\_\_

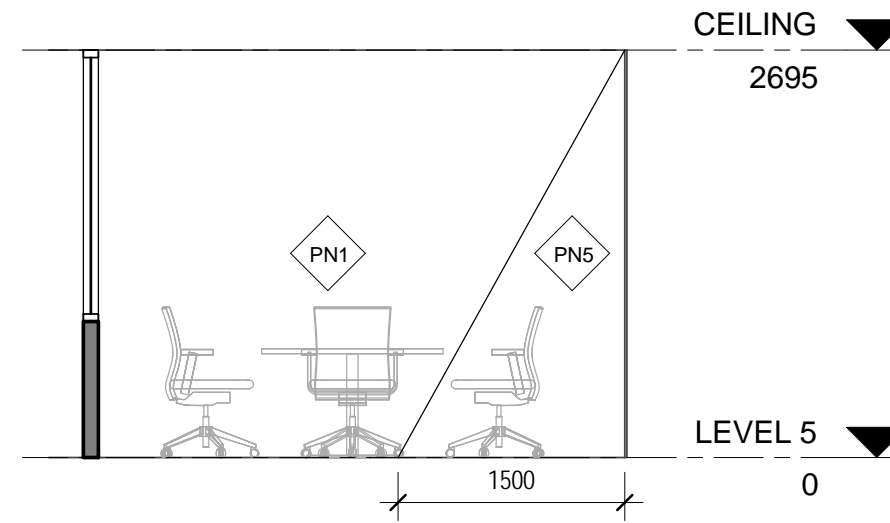
Drawn by	Date	Scale
Author	17/07/15	1 : 50 @ A3

SHEET SIZE	PROJECT NUMBER
A3	ST14051
DRAWING NUMBER	AMENDMENT
A201	

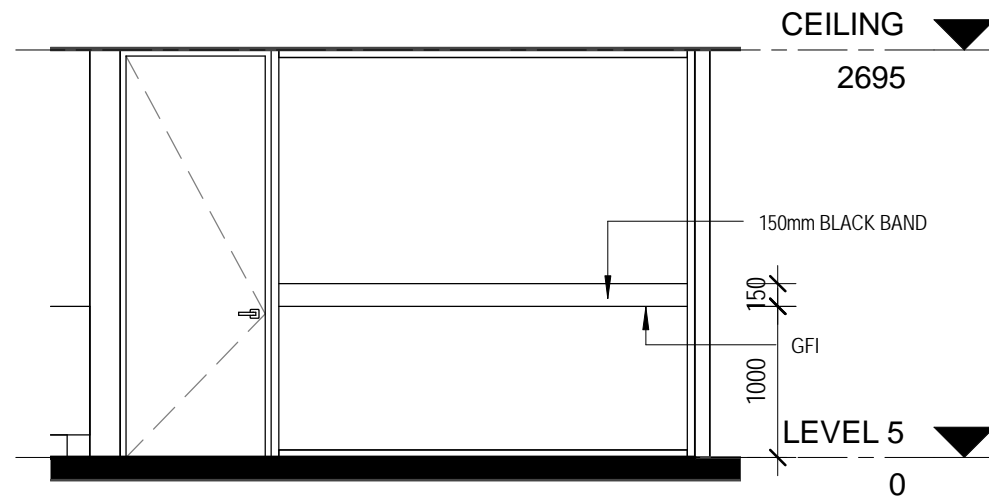
**FOR TENDER**



**E** ELEVATION E  
1 : 50



**F** ELEVATION F  
1 : 50



**G** ELEVATION G  
1 : 50

NOTE  
All contents of this drawing are copyright by Interiors Australia. All right reserved©  
Figured dimensions shall be used.  
Do not scale drawing.  
The contractor shall verify all dimensions on site prior to commencement of work.

Revision Schedule				
Date	Rev	Description	Drawn	Auth.

CLIENT  
**NSSMC + NITTETSU**

**IA Group**  
Level 2, 37 Pitt Street, Sydney, NSW 2000  
GPO BOX 5008  
Sydney NSW 2001  
Phone: 02 9562 9700  
Fax: 02 9562 9701  
Email: [iasydney@iagroup.com.au](mailto:iasydney@iagroup.com.au)

PROJECT  
**NSSMC + NITTETSU**

PROJECT ADDRESS  
**LEVEL 5,  
20 HUNTER ST**

DRAWING TITLE  
**INTERNAL  
ELEVATION**

PROJECT STATUS  
**TENDER**

PROJECT MANAGER \_\_\_\_\_ DATE \_\_\_\_\_

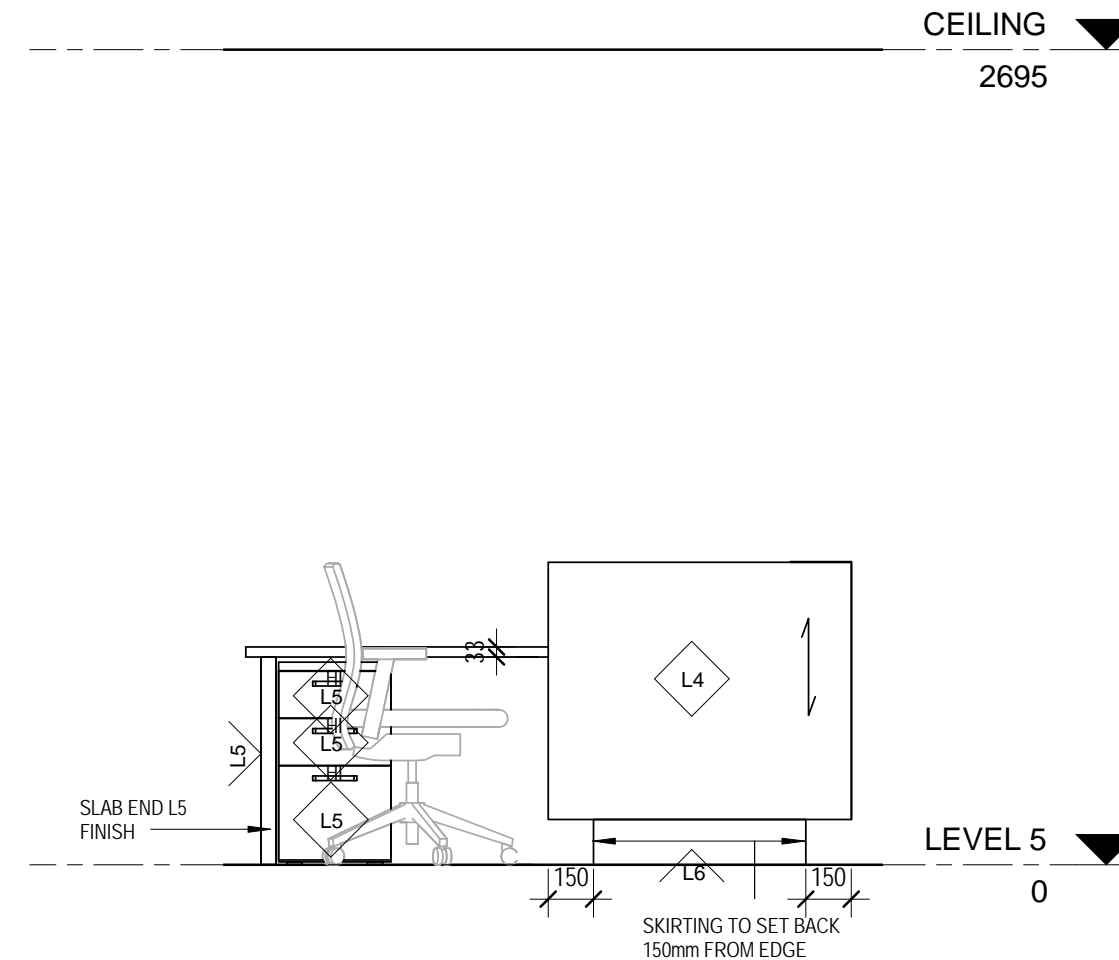
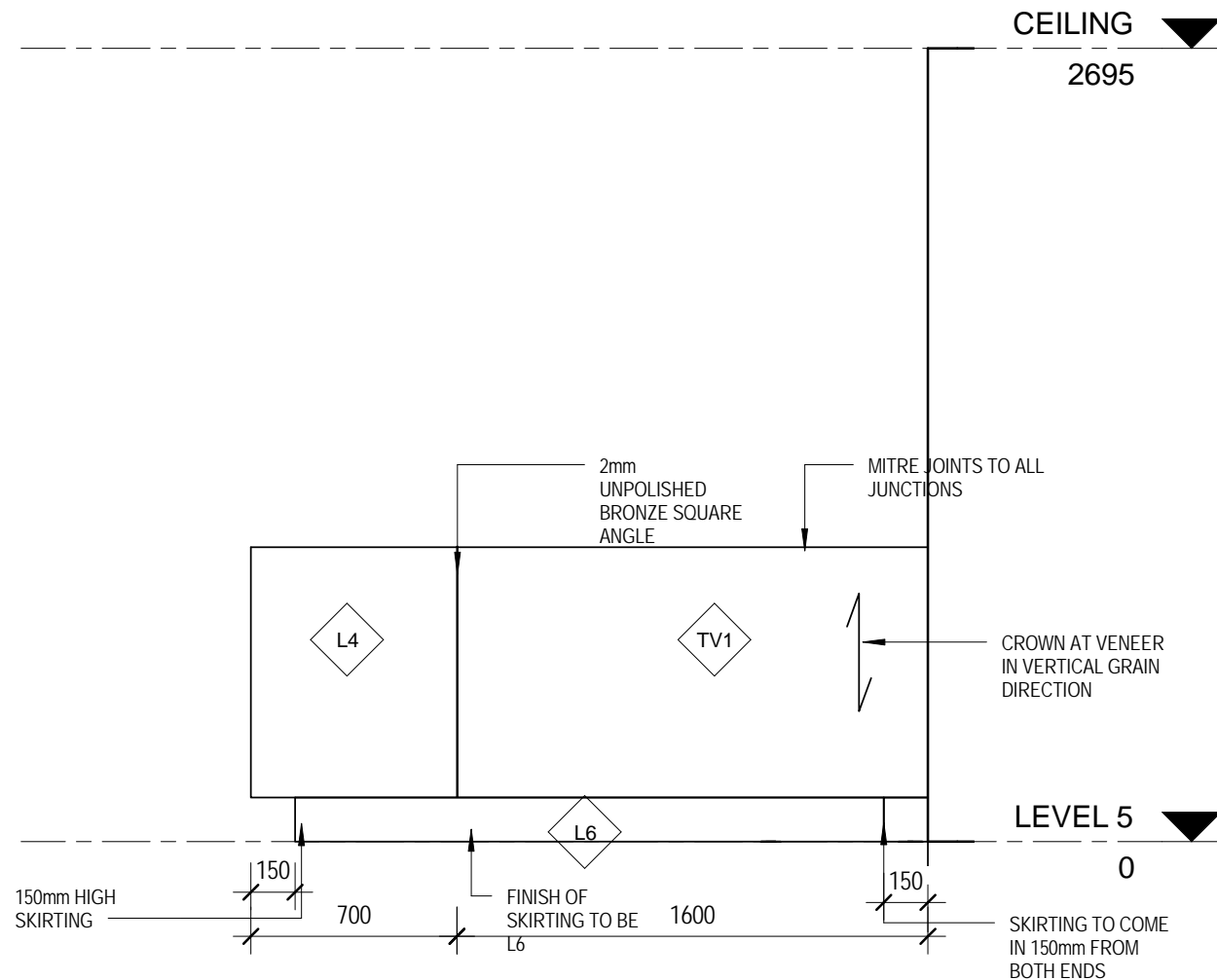
DIRECTOR \_\_\_\_\_ DATE \_\_\_\_\_

Drawn by	Date	Scale
Author	17/07/15	1 : 50 @ A3

SHEET SIZE	PROJECT NUMBER
<b>A3</b>	<b>ST14051</b>
DRAWING NUMBER	AMENDMENT
<b>A202</b>	

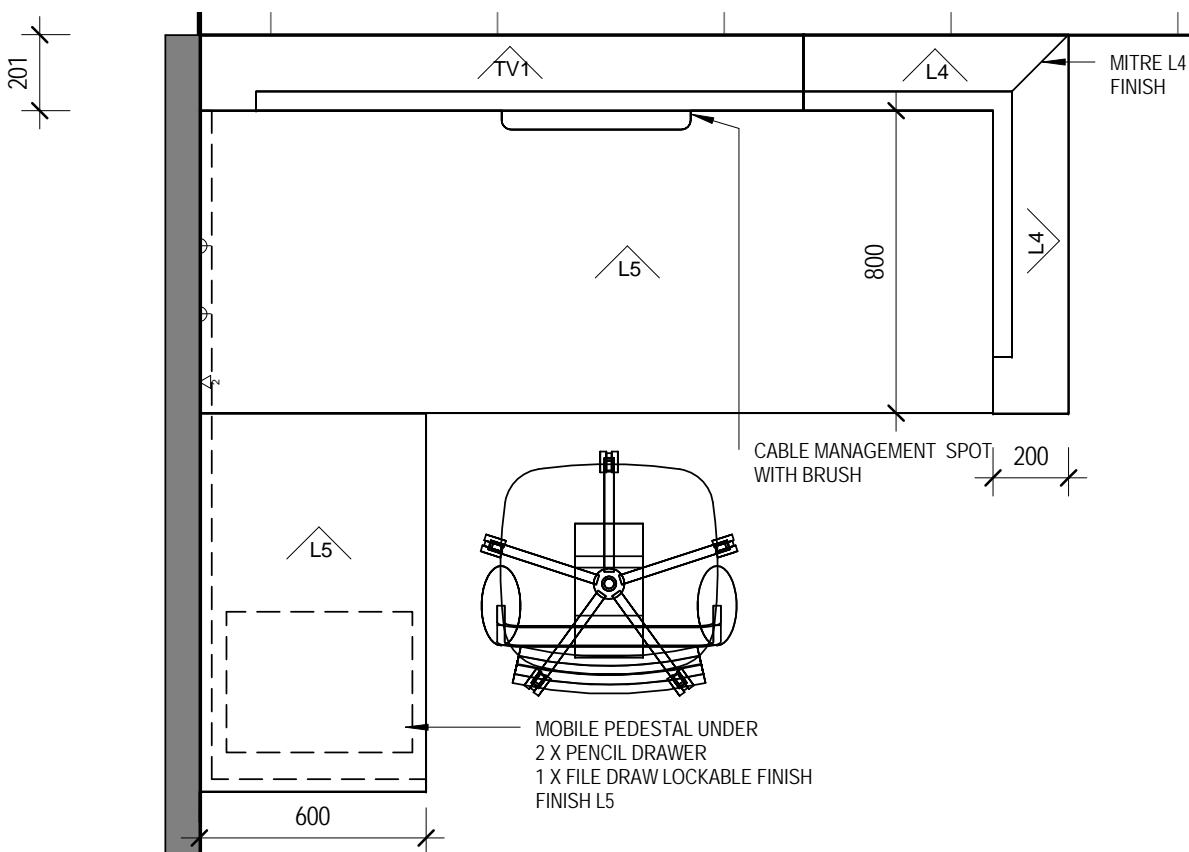
**FOR TENDER**



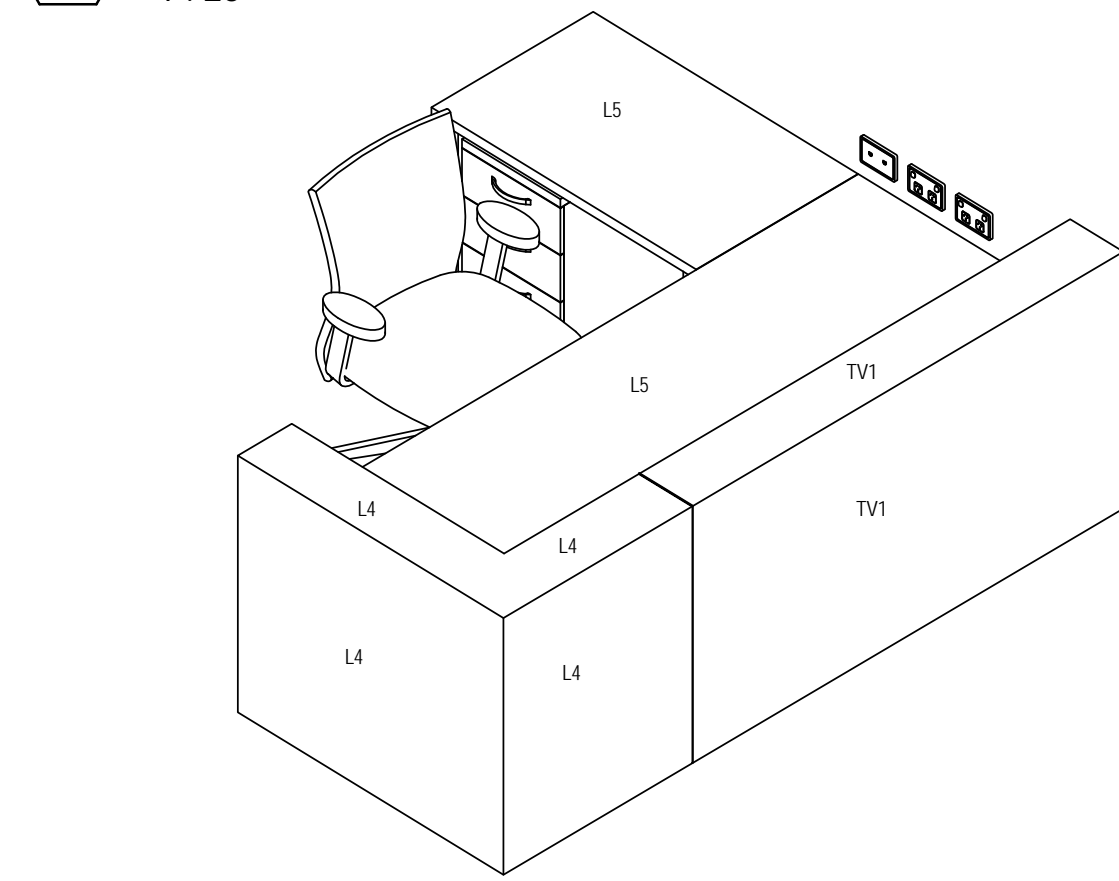


1 J02 - ELEVATION RECEPTION DESK  
1:25

2 J02 - SECTION  
1:25



4 LEVEL 5 - JOINERY PLAN - RECEPTION DESK  
1:20



3 J02 - ISOMETRY

**FOR TENDER**

NOTE  
All contents of this drawing are copyright by Interiors Australia. All right reserved©  
Figured dimensions shall be used.  
Do not scale drawing.  
The contractor shall verify all dimensions on site prior to commencement of work.

Revision Schedule				
Date	Rev	Description	Drawn	Auth.

CLIENT  
**NSSMC + NITTETSU**

**IA Group**  
Level 2, 37 Pitt Street, Sydney, NSW 2000  
GPO BOX 5008  
Sydney NSW 2001  
Phone: 02 9562 9700  
Fax: 02 9562 9701  
Email: [iasydney@iagroup.com.au](mailto:iasydney@iagroup.com.au)

PROJECT  
**NSSMC + NITTETSU**

PROJECT ADDRESS  
**LEVEL 5,  
20 HUNTER ST**

DRAWING TITLE  
**JOINERY  
DRAWING - J02**

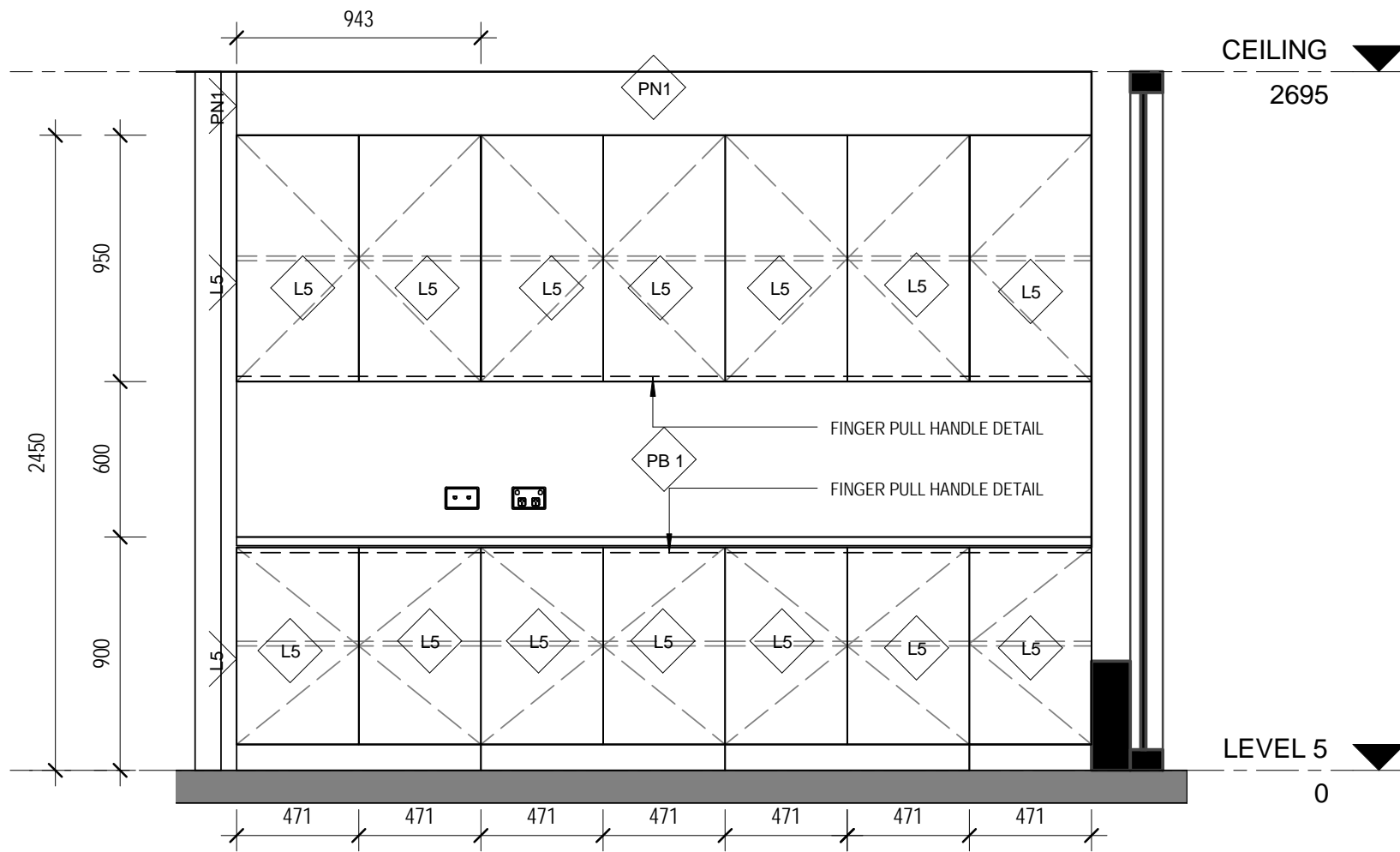
PROJECT STATUS  
**TENDER**

PROJECT MANAGER \_\_\_\_\_ DATE \_\_\_\_\_

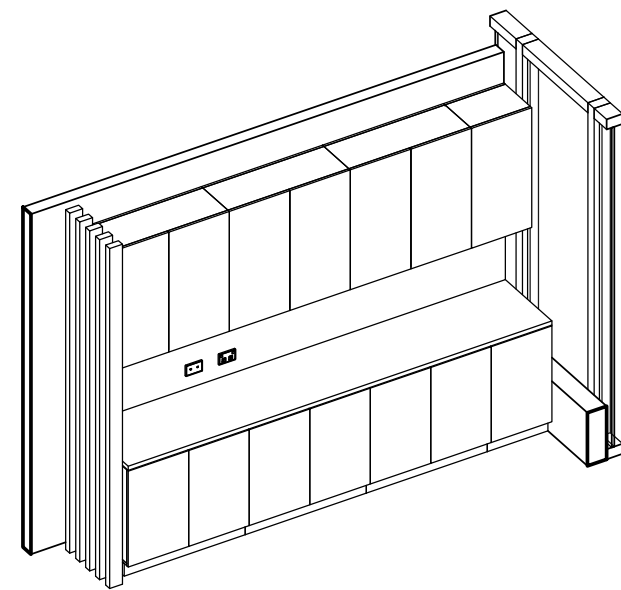
DIRECTOR \_\_\_\_\_ DATE \_\_\_\_\_

Drawn by	Date	Scale
Author	17/07/15	As indicat@ A3

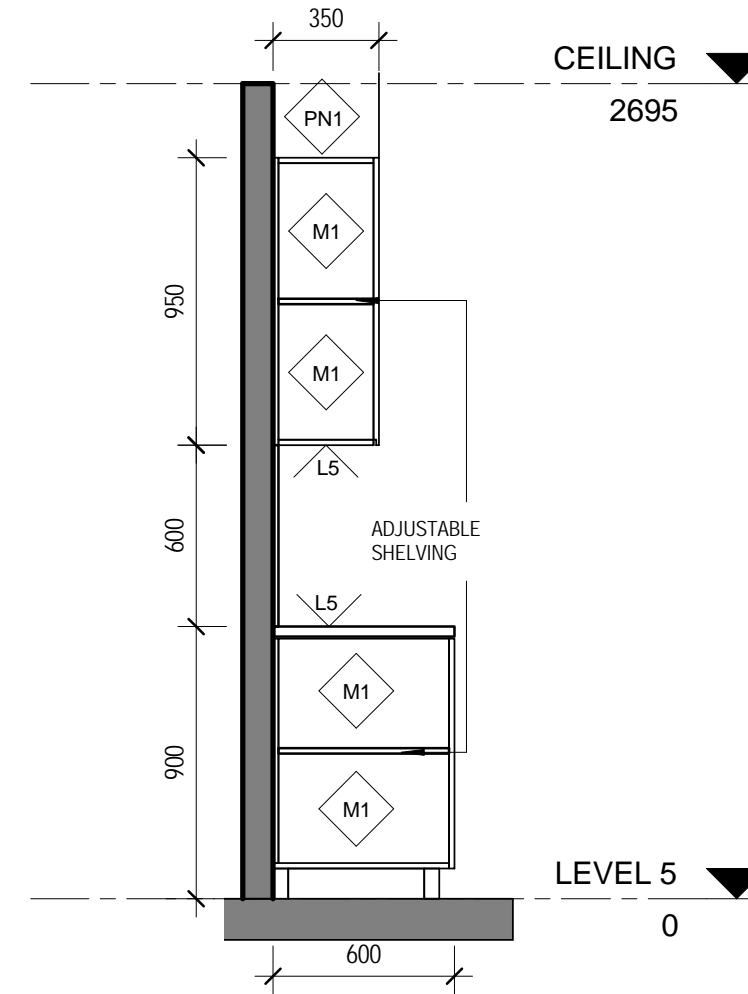
SHEET SIZE	PROJECT NUMBER
A3	ST14051
DRAWING NUMBER	AMENDMENT
A601	



1 J03 - ELEVATION  
1 : 25



3 J03 - ISOMETRY



2 J03 - SECTION  
1 : 25

NOTE  
All contents of this drawing are copyright by Interiors Australia. All right reserved©  
Figured dimensions shall be used.  
Do not scale drawing.  
The contractor shall verify all dimensions on site prior to commencement of work.

Revision Schedule				
Date	Rev	Description	Drawn	Auth.

CLIENT  
**NSSMC + NITTETSU**

**IA Group**  
Level 2, 37 Pitt Street, Sydney, NSW 2000  
GPO BOX 5008  
Sydney NSW 2001  
Phone: 02 9562 9700  
Fax: 02 9562 9701  
Email: [iasydney@iagroup.com.au](mailto:iasydney@iagroup.com.au)

PROJECT  
**NSSMC + NITTETSU**

PROJECT ADDRESS  
**LEVEL 5,  
20 HUNTER ST**

DRAWING TITLE  
**JOINERY  
DRAWING - J03**

PROJECT STATUS  
**TENDER**

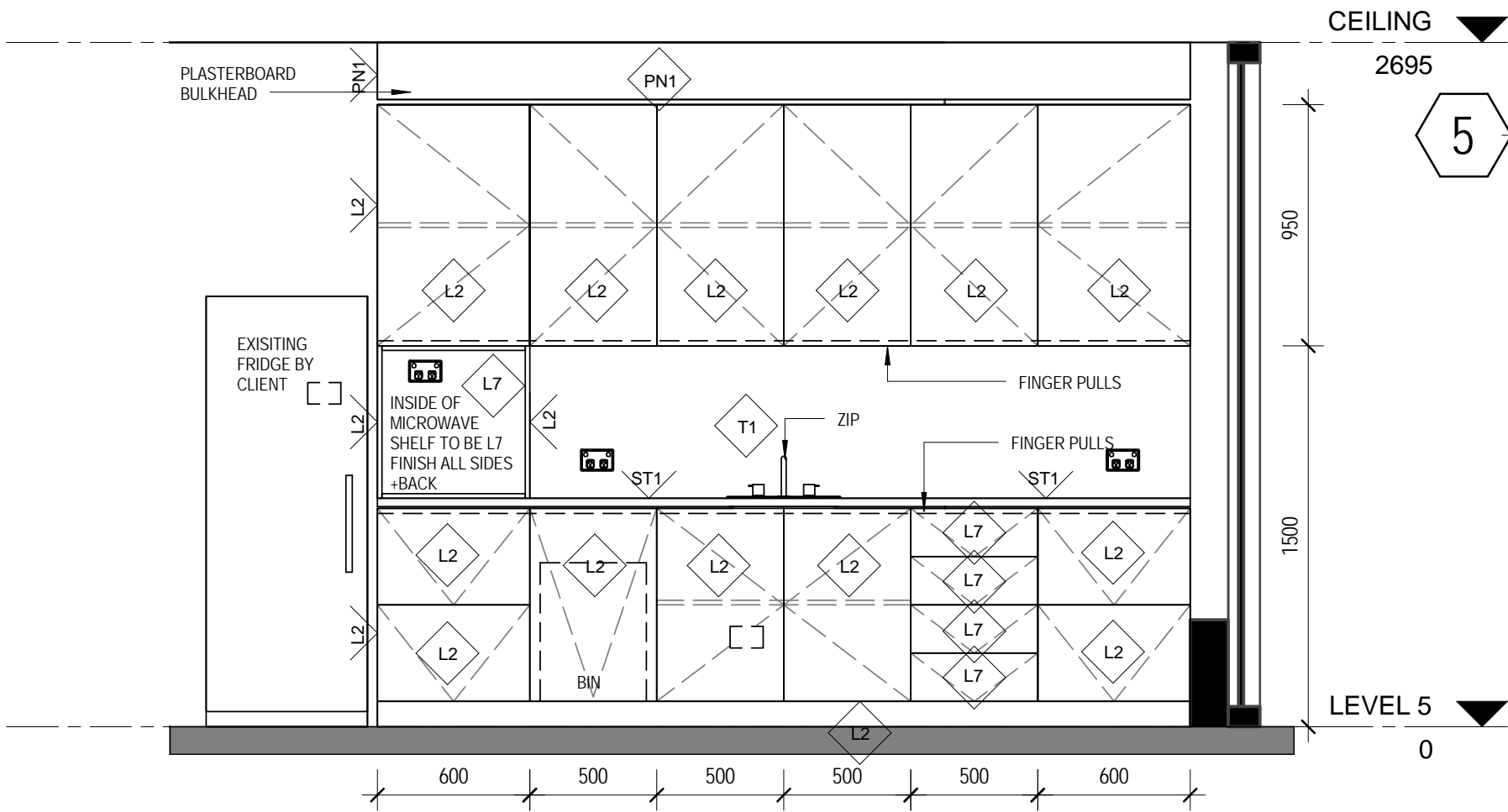
PROJECT MANAGER \_\_\_\_\_ DATE \_\_\_\_\_

DIRECTOR \_\_\_\_\_ DATE \_\_\_\_\_

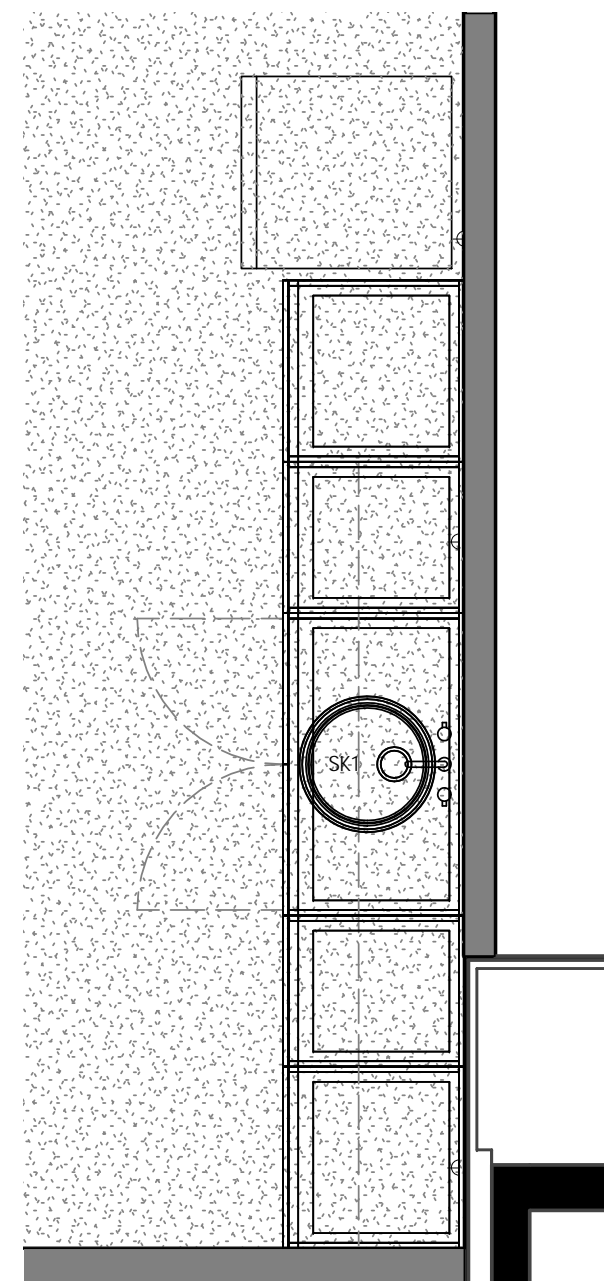
Drawn by	Date	Scale
Author	17/07/15	1 : 25 @ A3

SHEET SIZE	PROJECT NUMBER
A3	ST14051
DRAWING NUMBER	AMENDMENT
A602	

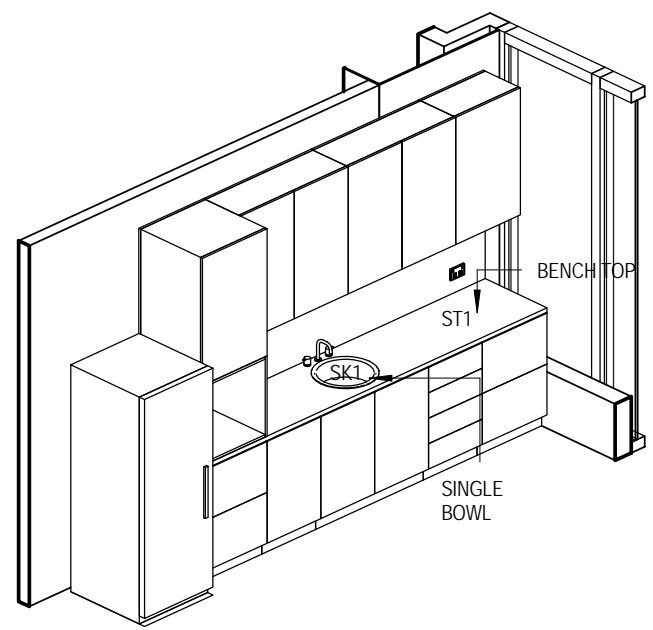
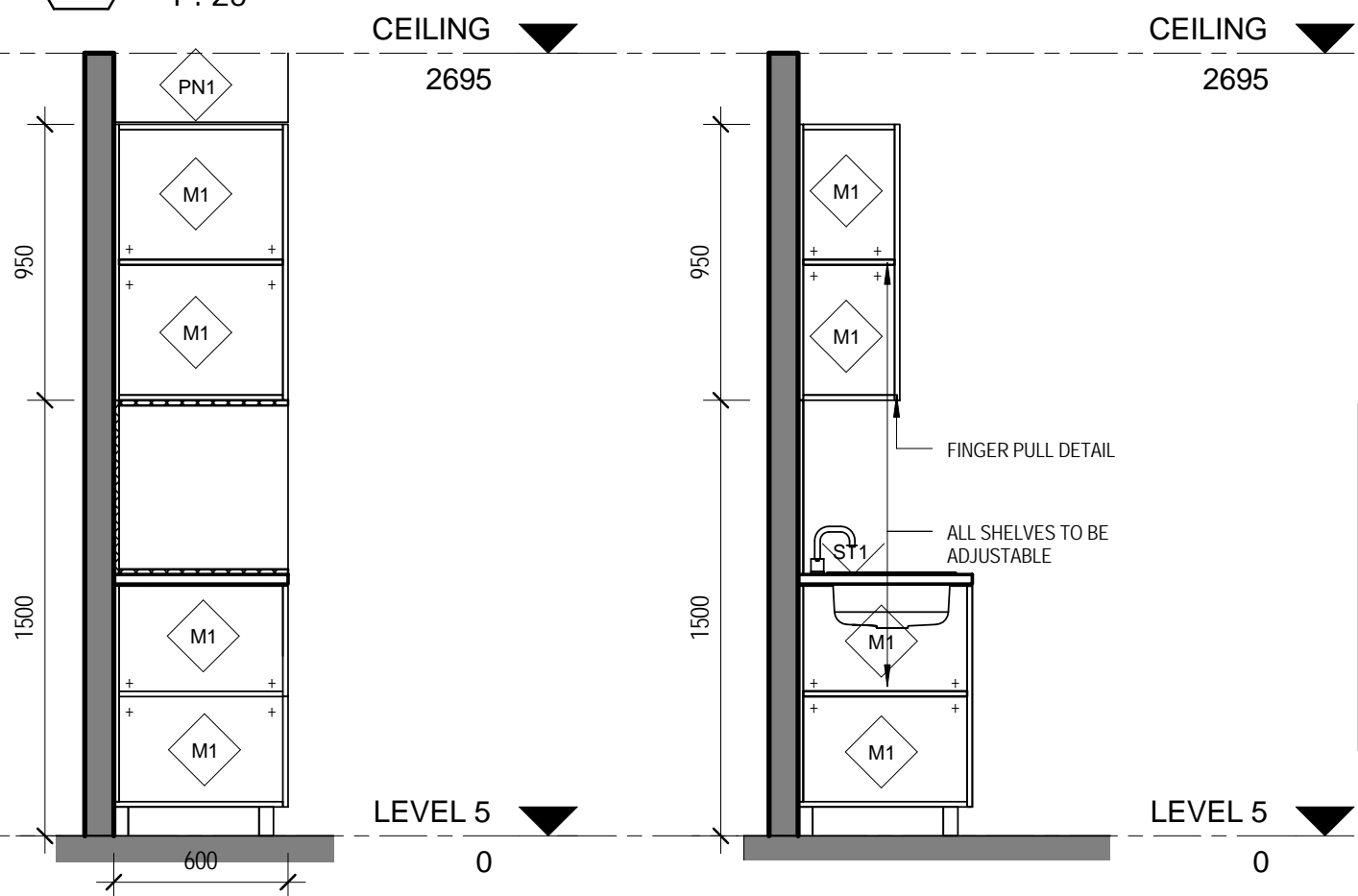
**FOR TENDER**



**5** LEVEL 5 - JOINERY PLAN - Kitchen  
1 : 25



**1** J04 - ELEVATION  
1 : 25



**2** J04 - SECTION A  
1 : 25

**4** J04 - SECTION B  
1 : 25

**3** J04 - ISOMETRY

NOTE  
All contents of this drawing are copyright by Interiors Australia. All right reserved©  
Figured dimensions shall be used.  
Do not scale drawing.  
The contractor shall verify all dimensions on site prior to commencement of work.

Revision Schedule				
Date	Rev	Description	Drawn	Auth.

CLIENT  
**NSSMC + NITTETSU**

**IA Group**  
Level 2, 37 Pitt Street, Sydney, NSW 2000  
GPO BOX 5008  
Sydney NSW 2001  
Phone: 02 9562 9700  
Fax: 02 9562 9701  
Email: iasdney@iagroup.com.au

PROJECT  
**NSSMC + NITTETSU**

PROJECT ADDRESS  
**LEVEL 5,  
20 HUNTER ST**

DRAWING TITLE  
**JOINERY  
DRAWING - J04**

PROJECT STATUS  
**TENDER**

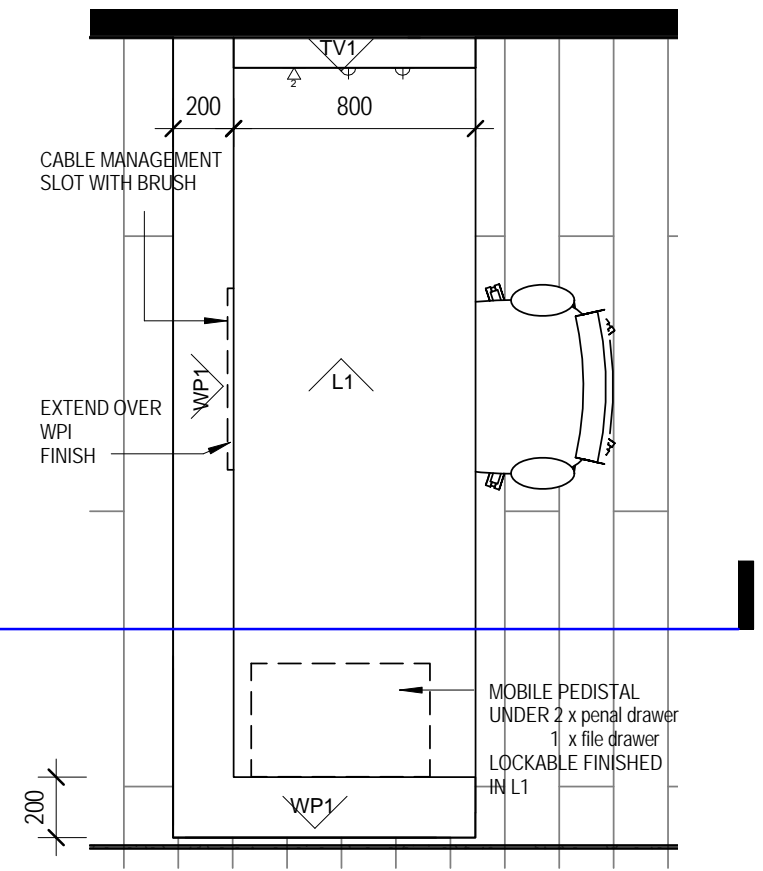
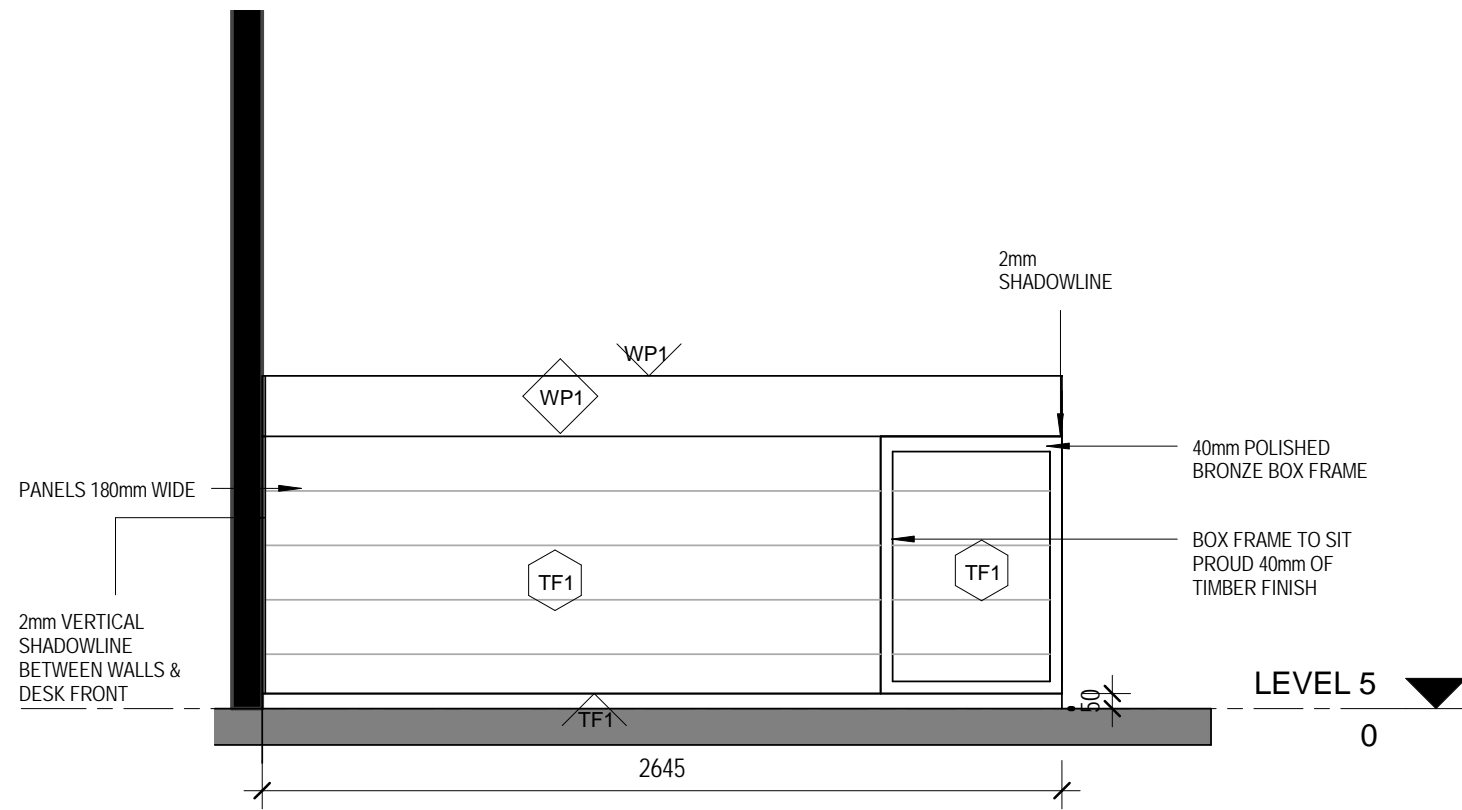
PROJECT MANAGER \_\_\_\_\_ DATE \_\_\_\_\_

DIRECTOR \_\_\_\_\_ DATE \_\_\_\_\_

Drawn by	Date	Scale
Author	17/07/15	1 : 25 @ A3

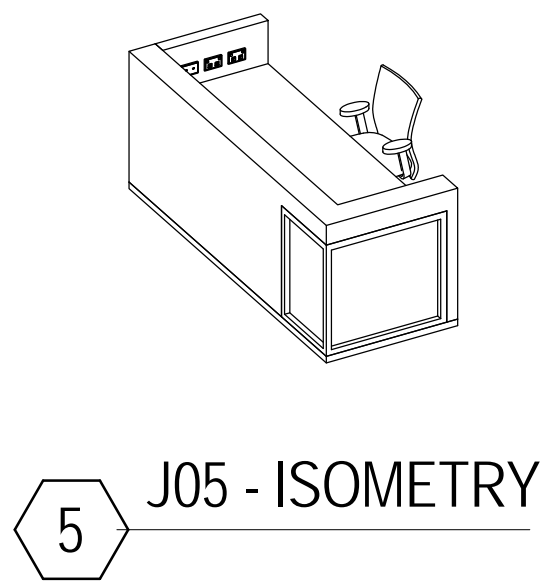
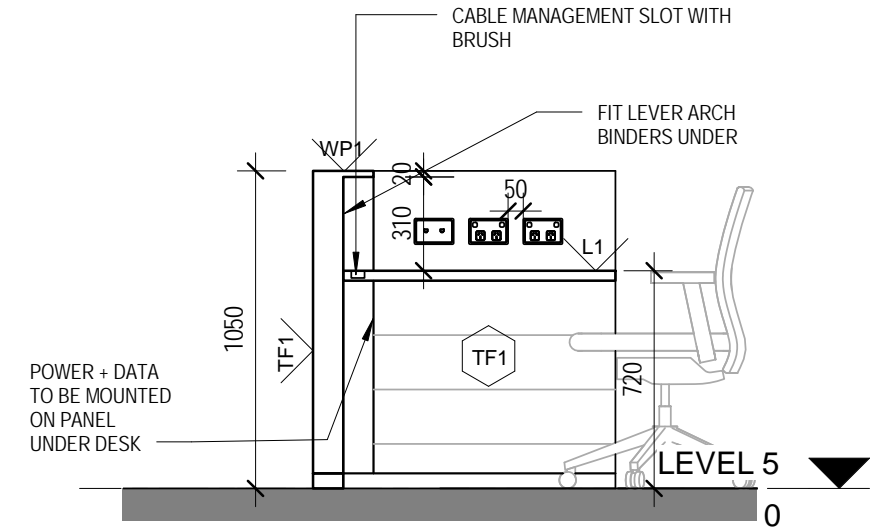
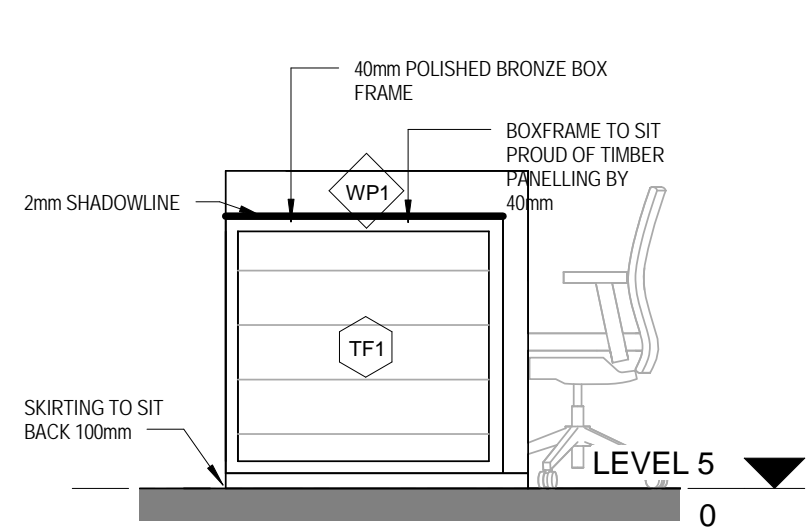
SHEET SIZE	PROJECT NUMBER
A3	ST14051
DRAWING NUMBER	AMENDMENT
A603	

**FOR TENDER**



1 J05 - ELEVATION A  
1 : 25

2 J05 - PLAN DESK  
1 : 25



3 J05 - ELEVATION B  
1 : 25

4 J05 - SECTION  
1 : 25

**FOR TENDER**

NOTE  
All contents of this drawing are copyright by Interiors Australia. All right reserved©  
Figured dimensions shall be used.  
Do not scale drawing.  
The contractor shall verify all dimensions on site prior to commencement of work.

Revision Schedule				
Date	Rev	Description	Drawn	Auth.

CLIENT  
**NSSMC + NITTETSU**

**IA Group**  
Level 2, 37 Pitt Street, Sydney, NSW 2000  
GPO BOX 5008  
Sydney NSW 2001  
Phone: 02 9562 9700  
Fax: 02 9562 9701  
Email: [iasydney@iagroup.com.au](mailto:iasydney@iagroup.com.au)

PROJECT  
**NSSMC + NITTETSU**

PROJECT ADDRESS  
**LEVEL 5,  
20 HUNTER ST**

DRAWING TITLE  
**JOINERY  
DRAWING - J05**

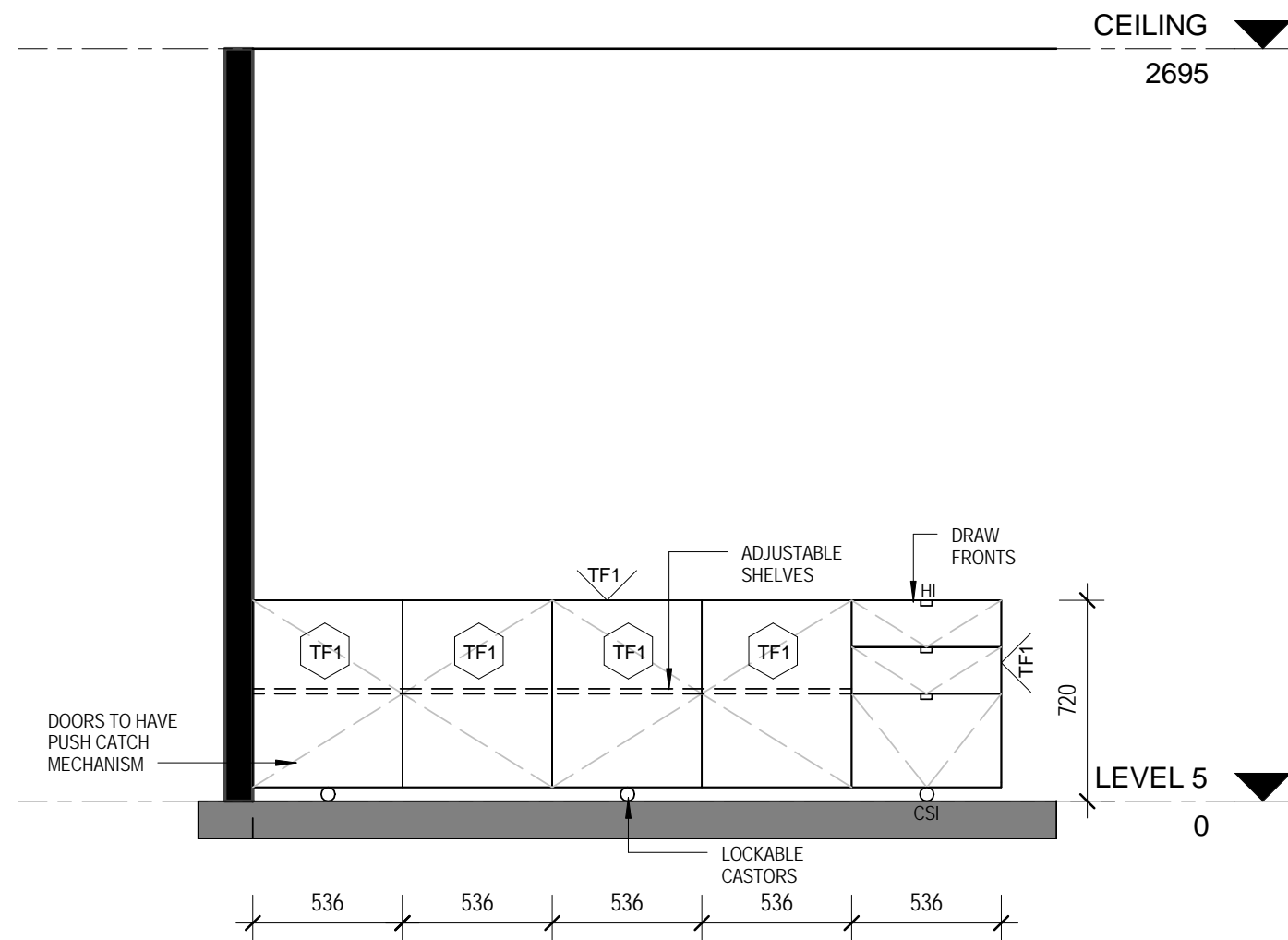
PROJECT STATUS  
**TENDER**

PROJECT MANAGER \_\_\_\_\_ DATE \_\_\_\_\_

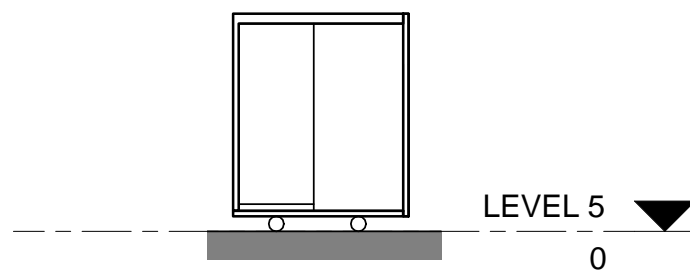
DIRECTOR \_\_\_\_\_ DATE \_\_\_\_\_

Drawn by	Date	Scale
Author	17/07/15	1 : 25 @ A3

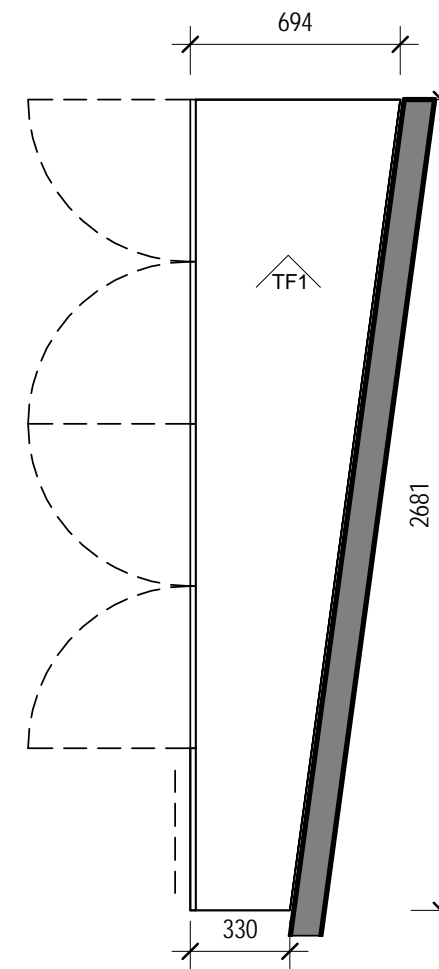
SHEET SIZE	PROJECT NUMBER
A3	ST14051
DRAWING NUMBER	AMENDMENT
A604	



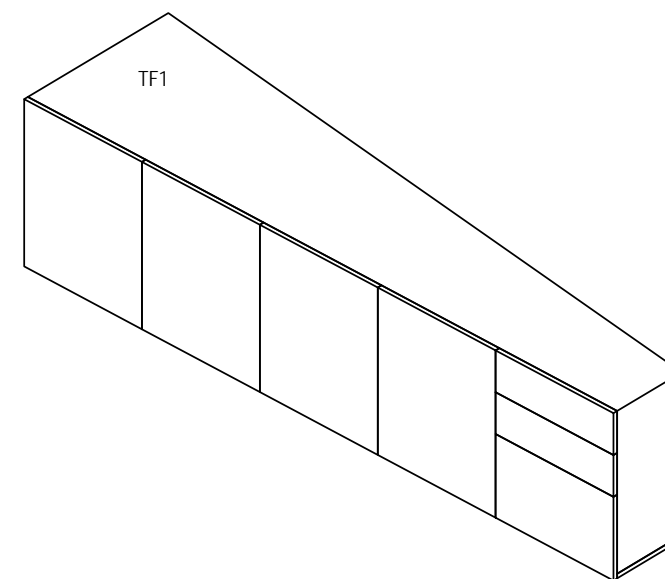
1 J06 - ELEVATION  
1 : 25



4 J06 - SECTION  
1 : 25



3 J06 - PLAN  
1 : 25



2 J06 - ISOMETRY

**FOR TENDER**

NOTE  
All contents of this drawing are copyright by Interiors Australia. All right reserved©  
Figured dimensions shall be used.  
Do not scale drawing.  
The contractor shall verify all dimensions on site prior to commencement of work.

Revision Schedule				
Date	Rev	Description	Drawn	Auth.

CLIENT  
**NSSMC + NITTETSU**

**IA Group**  
Level 2, 37 Pitt Street, Sydney, NSW 2000  
GPO BOX 5008  
Sydney NSW 2001  
Phone: 02 9562 9700  
Fax: 02 9562 9701  
Email: iasdney@iagroup.com.au

PROJECT  
**NSSMC + NITTETSU**

PROJECT ADDRESS  
**LEVEL 5,  
20 HUNTER ST**

DRAWING TITLE  
**JOINERY  
DRAWING - J06**

PROJECT STATUS  
**TENDER**

PROJECT MANAGER \_\_\_\_\_ DATE \_\_\_\_\_

DIRECTOR \_\_\_\_\_ DATE \_\_\_\_\_

Drawn by \_\_\_\_\_ Date 17/07/15 Scale 1 : 25 @ A3  
Author \_\_\_\_\_

SHEET SIZE <b>A3</b>	PROJECT NUMBER <b>ST14051</b>
DRAWING NUMBER <b>A605</b>	AMENDMENT

NOTE  
 All contents of this drawing are copyright by Interiors Australia. All right reserved©  
 Figured dimensions shall be used.  
 Do not scale drawing.  
 The contractor shall verify all dimensions on site prior to commencement of work.

Revision Schedule				
Date	Rev	Description	Drawn	Auth.

CLIENT  
**NSSMC + NITTETSU**

**IA Group**  
 Level 2, 37 Pitt Street, Sydney, NSW 2000  
 GPO BOX 5008  
 Sydney NSW 2001  
 Phone: 02 9562 9700  
 Fax: 02 9562 9701  
 Email: iasdney@iagroup.com.au

PROJECT  
**NSSMC + NITTETSU**

PROJECT ADDRESS  
**LEVEL 5,  
 20 HUNTER ST**

DRAWING TITLE  
**JOINERY  
 DRAWING - J08**

PROJECT STATUS

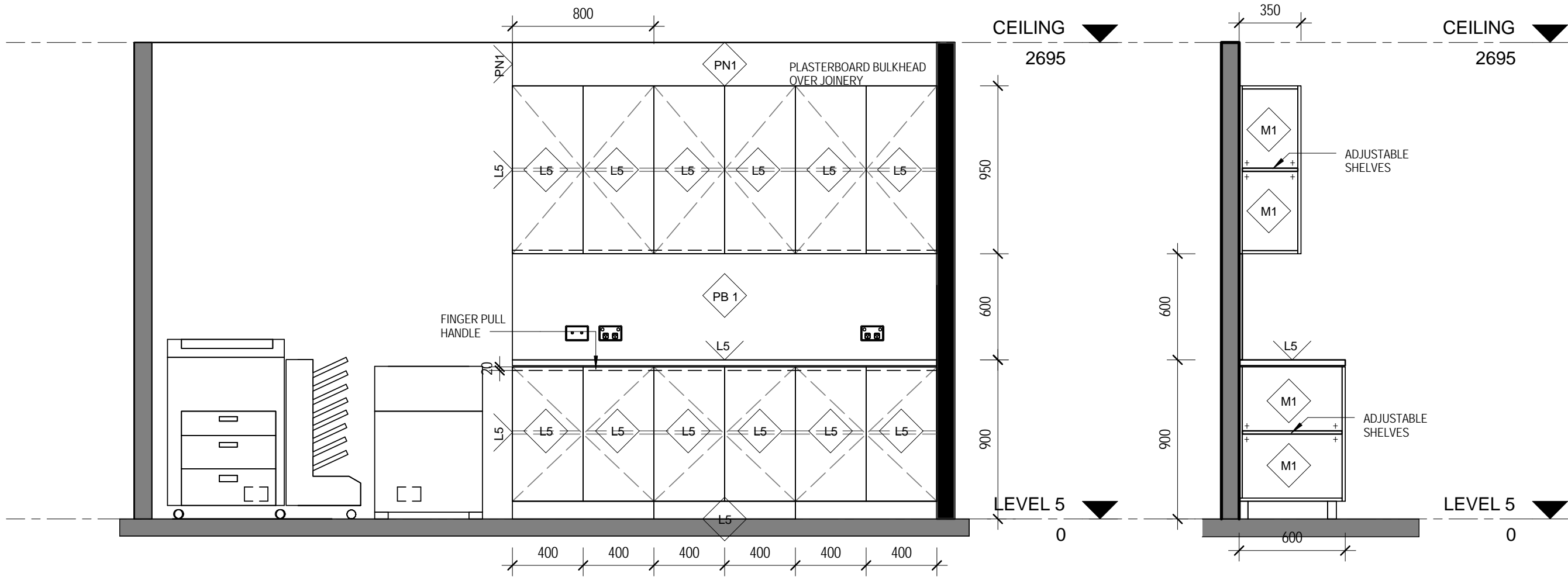
**TENDER**

PROJECT MANAGER \_\_\_\_\_ DATE \_\_\_\_\_

DIRECTOR \_\_\_\_\_ DATE \_\_\_\_\_

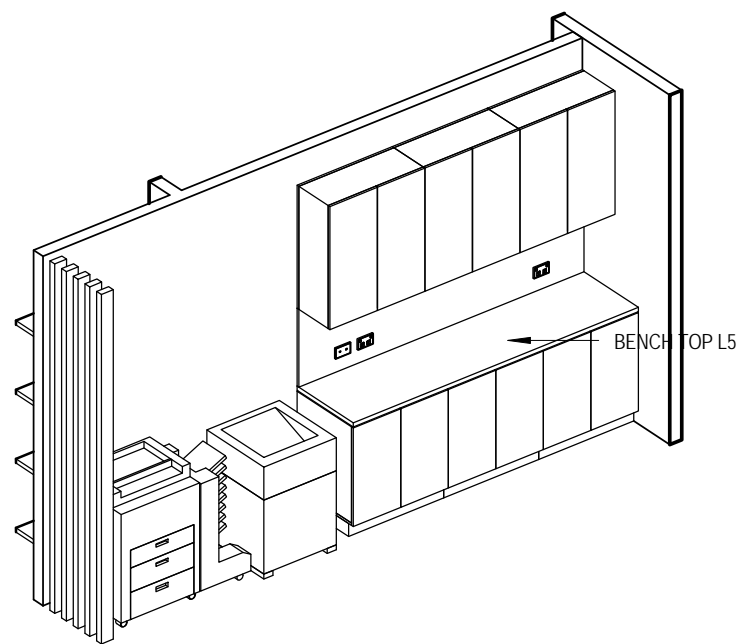
Drawn by	Date	Scale
Author	17/07/15	1 : 25 @ A3

SHEET SIZE	PROJECT NUMBER
<b>A3</b>	<b>ST14051</b>
DRAWING NUMBER	AMENDMENT
<b>A606</b>	



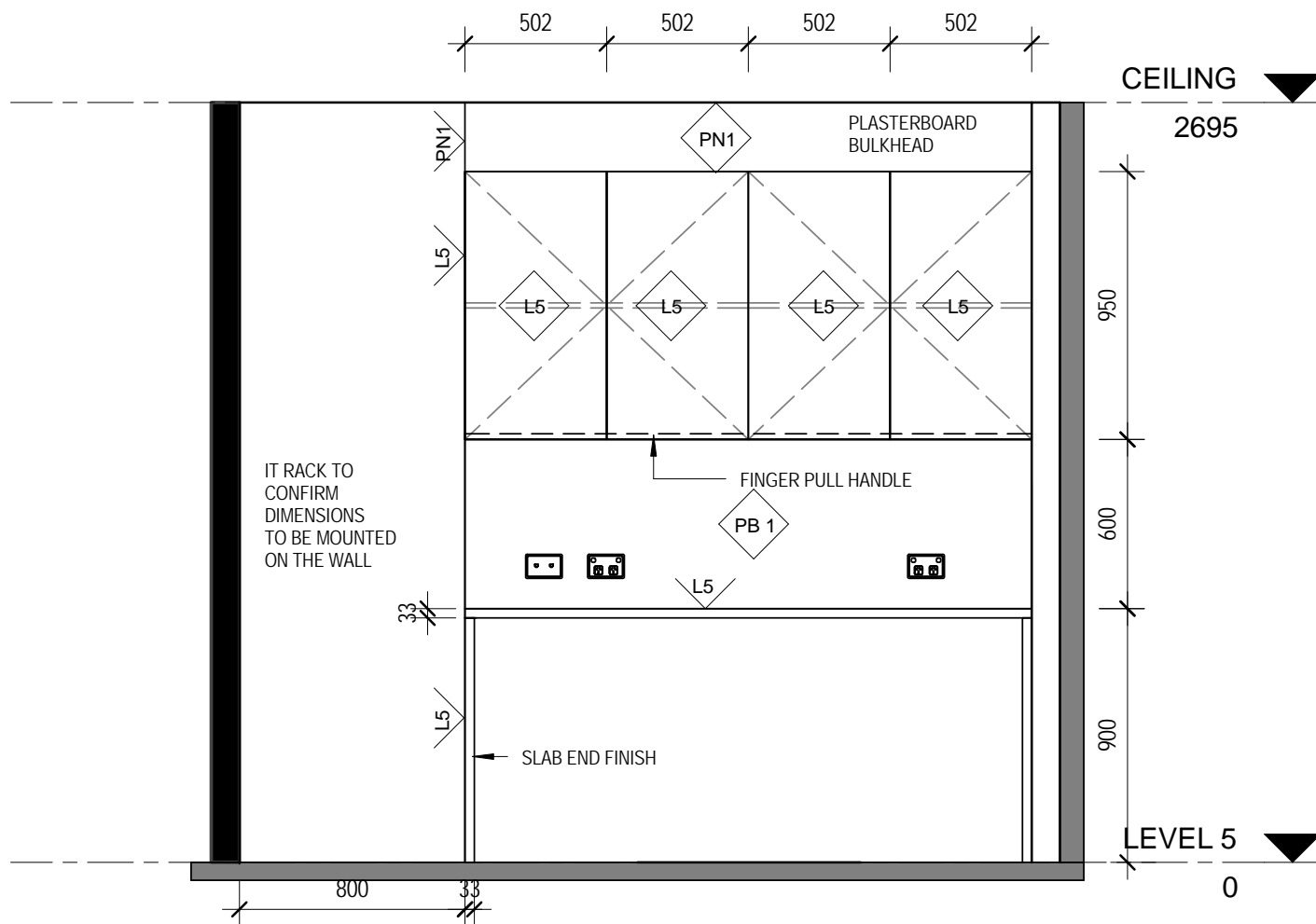
**1** J08 - ELEVATION  
 1 : 25

**2** J08 - SECTION  
 1 : 25

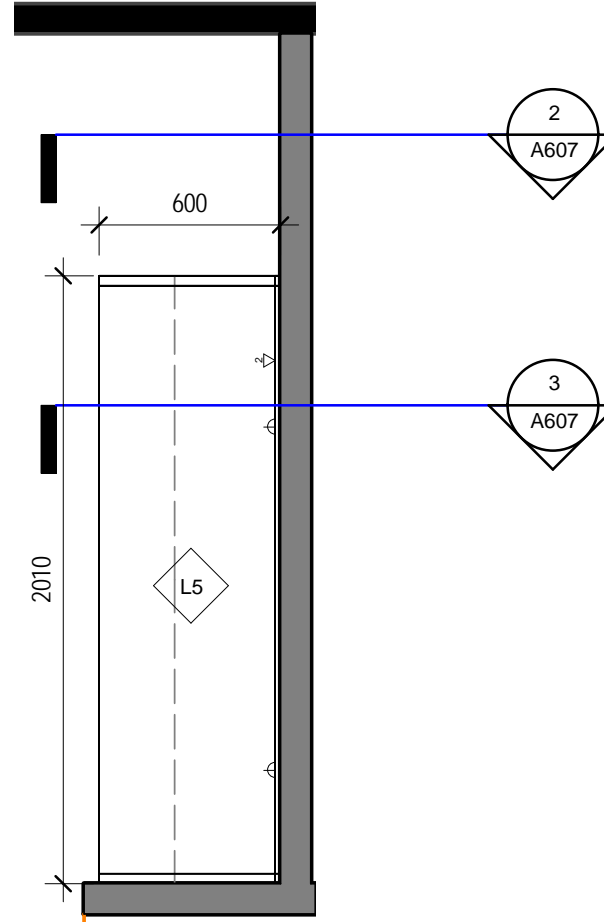


**3** J08 - ISOMETRY

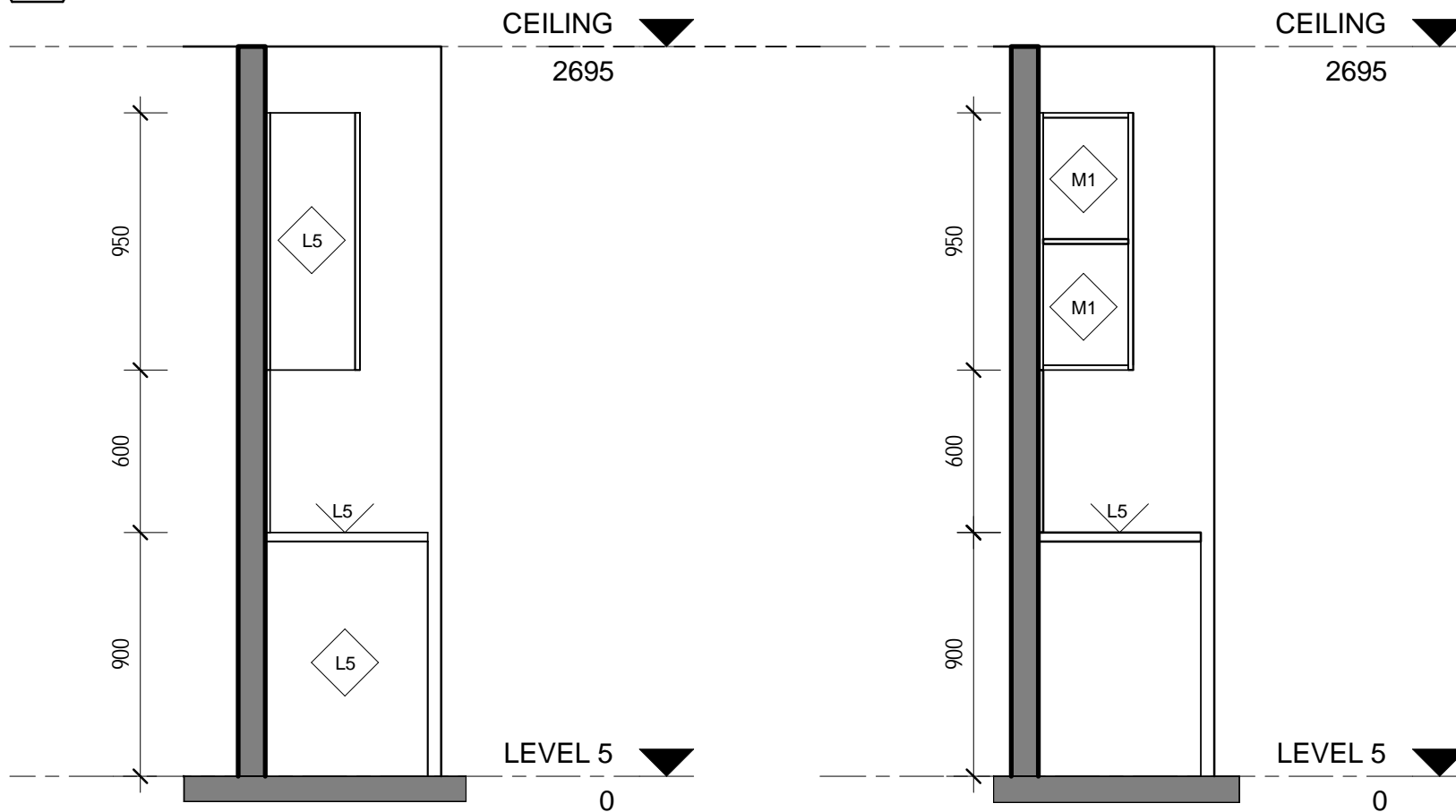
**FOR TENDER**



1 J09 - ELEVATION  
1 : 25

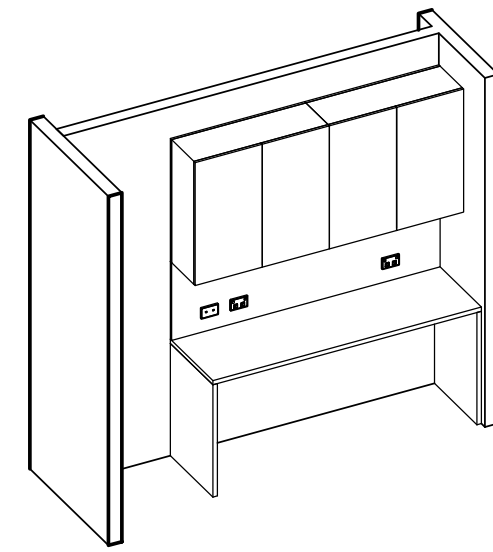


4 J09 - JOINERY PLAN  
1 : 25



2 J09 - SECTION A  
1 : 25

3 J09 - SECTION B  
1 : 25



5 J09 - ISOMETRY

**FOR TENDER**

NOTE  
All contents of this drawing are copyright by Interiors Australia. All right reserved©  
Figured dimensions shall be used.  
Do not scale drawing.  
The contractor shall verify all dimensions on site prior to commencement of work.

Revision Schedule				
Date	Rev	Description	Drawn	Auth.

CLIENT  
**NSSMC + NITTETSU**

**IA Group**  
Level 2, 37 Pitt Street, Sydney, NSW 2000  
GPO BOX 5008  
Sydney NSW 2001  
Phone: 02 9562 9700  
Fax: 02 9562 9701  
Email: iasdney@iagroup.com.au

PROJECT  
**NSSMC + NITTETSU**

PROJECT ADDRESS  
**LEVEL 5,  
20 HUNTER ST**

DRAWING TITLE  
**JOINERY  
DRAWING - J09**

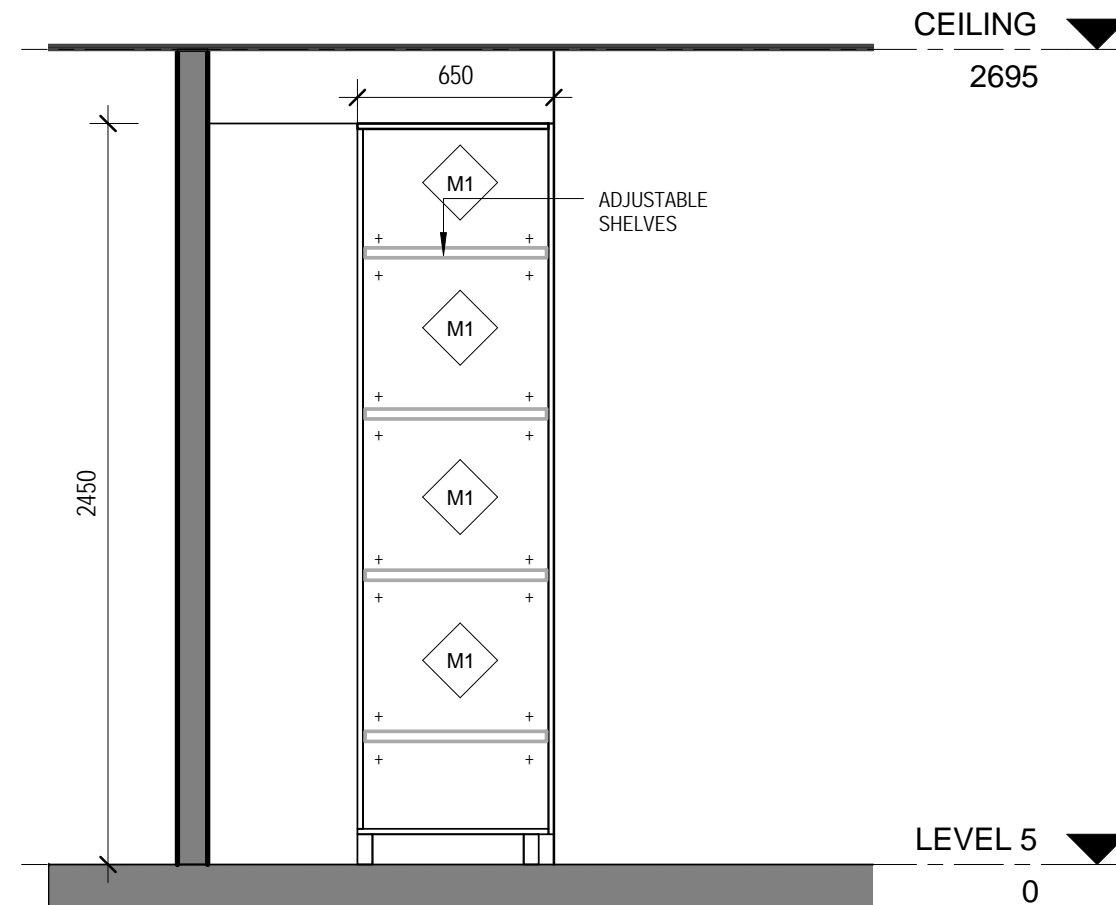
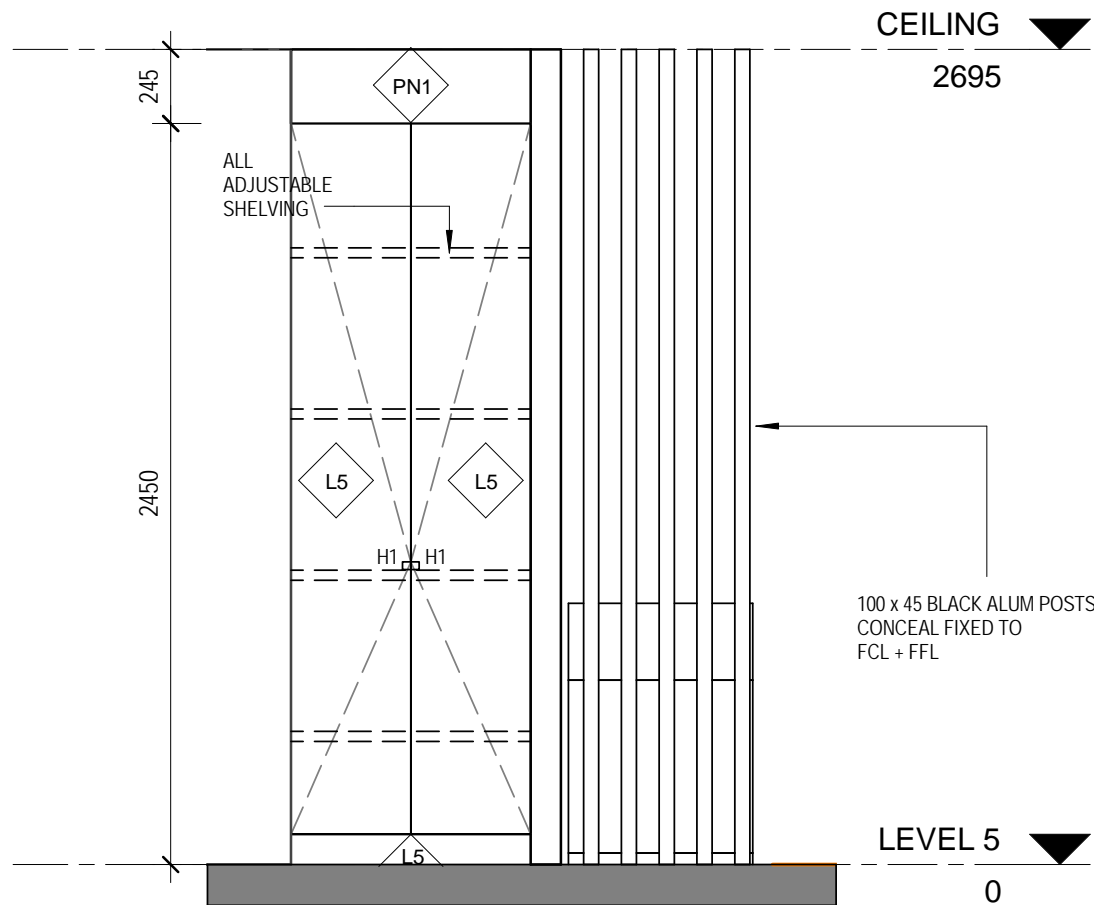
PROJECT STATUS  
**TENDER**

PROJECT MANAGER \_\_\_\_\_ DATE \_\_\_\_\_

DIRECTOR \_\_\_\_\_ DATE \_\_\_\_\_

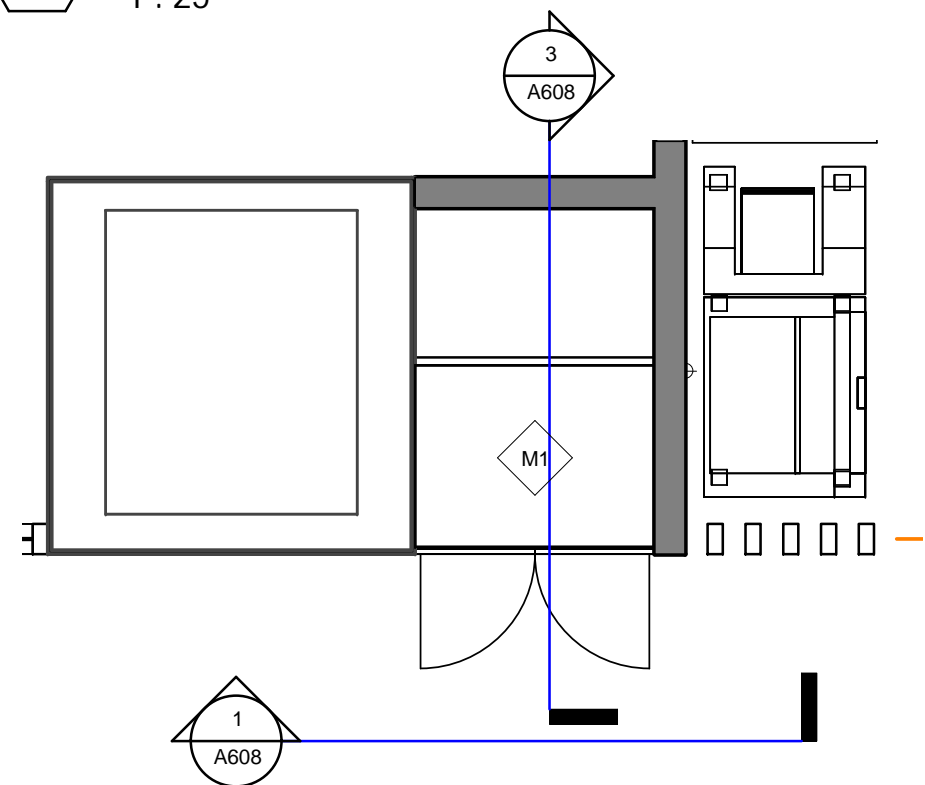
Drawn by	Date	Scale
Author	17/07/15	1 : 25 @ A3

SHEET SIZE	PROJECT NUMBER
A3	ST14051
DRAWING NUMBER	AMENDMENT
A607	



1 J10 - ELEVATION  
1 : 25

3 J10 - SECTION  
1 : 25



2 LEVEL 5 - JOINERY PLAN - CUPBOARD  
1 : 25

NOTE  
All contents of this drawing are copyright by Interiors Australia. All right reserved©  
Figured dimensions shall be used.  
Do not scale drawing.  
The contractor shall verify all dimensions on site prior to commencement of work.

Revision Schedule				
Date	Rev	Description	Drawn	Auth.

CLIENT  
**NSSMC + NITTETSU**

**IA Group**  
Level 2, 37 Pitt Street, Sydney, NSW 2000  
GPO BOX 5008  
Sydney NSW 2001  
Phone: 02 9562 9700  
Fax: 02 9562 9701  
Email: iasdney@iagroup.com.au

PROJECT  
**NSSMC + NITTETSU**

PROJECT ADDRESS  
**LEVEL 5,  
20 HUNTER ST**

DRAWING TITLE  
**JOINERY  
DRAWING - J10**

PROJECT STATUS  
**TENDER**

PROJECT MANAGER \_\_\_\_\_ DATE \_\_\_\_\_


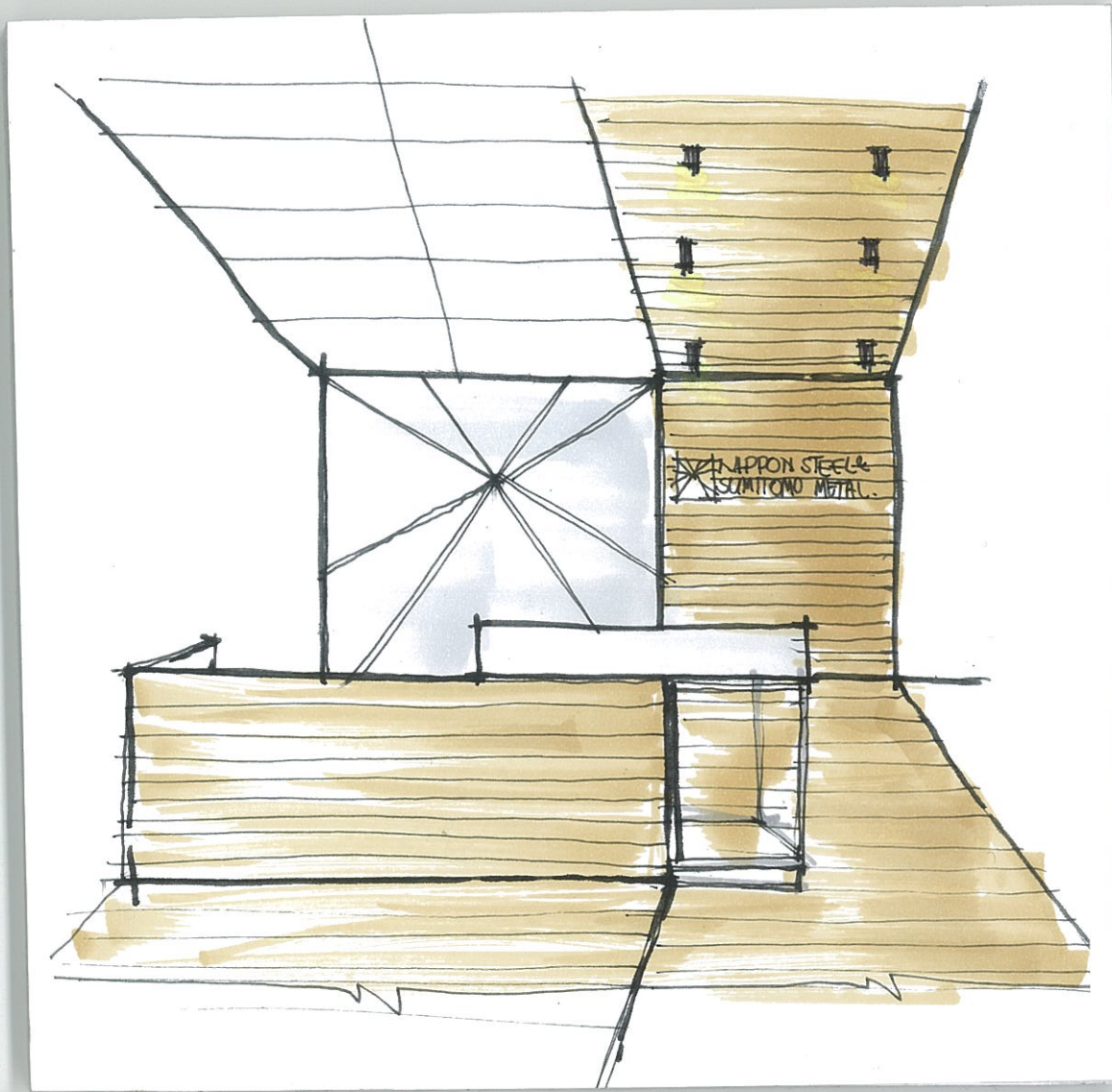
DIRECTOR \_\_\_\_\_ DATE \_\_\_\_\_

Drawn by	Date	Scale
Author	17/07/15	1 : 25 @ A3

SHEET SIZE	PROJECT NUMBER
A3	ST14051
DRAWING NUMBER	AMENDMENT
A608	

**FOR TENDER**





ALSO AVAILABLE IN LAMINATE







FINISHES, FURNITURE, FIXTURES AND EQUIPMENT SCHEDULE  
NSSMC NITTETSU  
LEVEL 5, 20 HUNTER ST  
JOB No: ST14051  
[REFER TO ARCHITECTURAL DRAWINGS FOR LOCATION + EXTENT]  
Prepared by IA Group













**CURRENT ISSUE**





DATE	PACKAGE	ISSUE BY	REV	APPROVAL
17.07.2015	TENDER	TC	A	




ISSUE FOR TENDER



FINISHES							APPROVAL		
ITEM	CODE	IMAGE	SUPPLIER	DESCRIPTION	FINISH	LOCATION	DESIGNER CHECK LIST	PM APPROVAL	CLIENT APPROVAL
							Refer to drawings		
PAINT	PN1		DULUX	LOW SHEEN ARCRYLIC WASH 'N' WEAR	COLOUR: WHITE ON WHITE,	GENERAL WALL COLOUR			
PAINT	PN2		DULUX	AQUA ENAMEL WATER BASED SEMI-GLOSS FINISH	COLOUR: TICKING PG1A7,	GENERAL DOOR COLOUR			
PAINT	PN3		DULUX	LOW SHEEN ARCRYLIC WASH 'N' WEAR	COLOUR: TICKING PG1A7,	FEATURE WALL PAINT UNDER WALL PANELS WP1 IN RECEPTION AREA			
PAINT	PN4		DULUX	LOW SHEEN ARCRYLIC WASH 'N' WEAR	P36.H3 CALM DAY	FEATURE WALL PAINT BOARDROOM 5.03			
PAINT	PN5		DULUX	LOW SHEEN ARCRYLIC WASH 'N' WEAR	P39.H1 ISLAND LIGHT	FEATURE WALL PAINT BOARDROOM 5.03			

FINISHES							APPROVAL		
ITEM	CODE	IMAGE	SUPPLIER	DESCRIPTION	FINISH	LOCATION	DESIGNER CHECK LIST	PM APPROVAL	CLIENT APPROVAL
CARPET TILES	CP1	n/a		EXISTING CARPET TILE			Refer to drawings		
CARPET TILES	CP2		SIGNATURE FLOOR CONCEPTS	 VIVID TILES - PATTERN AS IMAGE	HOUSE MOUSE 11	CORRIDOR - NITTESU TENANCY			
CARPET TILES	CP3		SIGNATURE FLOOR CONCEPTS	 VIVID TILES - PATTERN AS IMAGE	WHALE TAIL 71	CORRIDOR - NITTESU TENANCY			
CARPET TILES	CP4		SIGNATURE FLOOR CONCEPTS	 VIVID TILES - PATTERN AS IMAGE	NAVY SEAL 67	CORRIDOR - NITTESU TENANCY			

FINISHES							APPROVAL		
ITEM	CODE	IMAGE	SUPPLIER	DESCRIPTION	FINISH	LOCATION	DESIGNER CHECK LIST	PM APPROVAL	CLIENT APPROVAL
VINYL	VN-1		ARMSTRONG	VINYL 4S 343300 TRANSLATIONS	LITHOS STONE ANDESITE	SHARED KITCHENETTE	Refer to drawings		
TIMBER PANELLING	TF1		HAVWOODS	PUREPLANK -1-STRIP OAK, CLASIC GRADE, MATT LACQUARED, SURFACE BRUSHED, CLICK SYSTEM	HW2130 ALLEVARD PUREPLANK	FLOOR , WALL & CEILING PANELLING IN RECEPTION & JOINERY J05			
FILM	GF1		3M	3M OPAQUE BLACK FILM APPLIED TO FACE OF GLASS	150MM HIGH BLACK BAND, 1000MM OFF FFL.	MD OFFICE 1 & 2			
FILM	GF2		BLEUX	FACETS DESIGN - GLAZING FILM ON FROSTED BACKGROUND	COLOURS- BLACK GREY& WHITE. PROVIDE SAMPLE FOR CLIENT APPROVAL	BOARDROOM 5.03 600MM OF FFL & 150MM HIGH & MEETING RM 5.06 - 1200MM HIGH			
WALL PANELLING	WP1		BARESQUE OR SIMILAR	LIGHT BLOCKS RESIN - COLOURED ICE FINISH	WHITE 3MM THICK	RECEPTION FEATURE WALL			






FINISHES							APPROVAL		
ITEM	CODE	IMAGE	SUPPLIER	DESCRIPTION	FINISH	LOCATION	DESIGNER CHECK LIST	PM APPROVAL	CLIENT APPROVAL
							Refer to drawings		
PINBOARD	PB1			ECHOPANEL PATTERN : HEX	444 01	JOINERY JO3			
TIMBER VENEER	TV-1		BRIGGS VENEERS	WOODSTOCK - CROWN DYED VENEER	LICHEN TULIPWOOD	RECEPTION DESK JOINERY J02			
MELAMINE	M1			PREFINISHED BOARD	WHITE	VARIOUS JOINERY AS PER DRAWINGS			
MELAMINE	M2			PREFINISHED BOARD	BLACK	VARIOUS JOINERY AS PER DRAWINGS			
LAMINATE	L1		LAMINEX	LAMINATE TO BE ADHERED TO SUBSTRATE	WHITE 200	VARIOUS JOINERY AS PER DRAWINGS			
LAMINATE	L2		POLYTECH PH 1300 300 547	LAMINATE TO BE ADHERED TO SUBSTRATE	NATURAL OAK - RAVINE ( TEXTURED)	VARIOUS JOINERY AS PER DRAWINGS			




FINISHES							APPROVAL		
ITEM	CODE	IMAGE	SUPPLIER	DESCRIPTION	FINISH	LOCATION	DESIGNER CHECK LIST	PM APPROVAL	CLIENT APPROVAL
LAMINATE	L3		POLYTECH PH 1300 300 547	LAMINATE TO BE ADHERED TO SUBSTRATE	NATURAL OAK - MELAMINE	VARIOUS JOINERY AS PER DRAWINGS	Refer to drawings		
LAMINATE	L4		POLYTECH PH 1300 300 547	IMI-BETON FLEX (SHEET SIZE 3030X 1280MM)	RAW ANTHRACITE CONCRETE	RECEPTION DESK JOINERY J02			
LAMINATE	L5		LAMINEX	LAMINATE TO BE ADHERED TO SUBSTRATE	ASH WHITE 209	VARIOUS JOINERY AS PER DRAWINGS			
LAMINATE	L6		FORMICA	LAMINATE TO BE ADHERED TO SUBSTRATE	POLISHED ALUMINIUM	KICK PLATES/JOINERY			
LAMINATE	L7		LAMINEX	LAMINATE TO BE ADHERED TO SUBSTRATE	SENSATION NATURAL FINISH 021	J04 - KITCHEN JOINERY			



FINISHES							APPROVAL		
ITEM	CODE	IMAGE	SUPPLIER	DESCRIPTION	FINISH	LOCATION	DESIGNER CHECK LIST	PM APPROVAL	CLIENT APPROVAL
RECONSTITUTED STONE	ST1		CAESARSTONE	30MM THICK STONE BENCH TOP WITH PENCIL EDGE DETAILING BENCHTOPS	PURE WHITE	J04 - KITCHEN JOINERY	Refer to drawings		
TILES	T-1		EARP BROTHERS	WHITE 50 X 50 HEXAGONAL SHAPED TILES 26858 HEX 50 ( COME IN 300X 300 SHEETS)	WHITE	J04 - KITCHEN JOINERY			



FURNITURE							APPROVAL	
ITEM	CODE	IMAGE	SUPPLIER	DESCRIPTION	FINISH	LOCATION	PM APPROVAL	CLIENT APPROVAL
							Refer to drawings	

FIXTURES							APPROVAL	
ITEM	CODE	IMAGE	SUPPLIER	DESCRIPTION	FINISH	LOCATION	PM APPROVAL	CLIENT APPROVAL
BIN	B1		HAFELE	HAILO EURO CARGO – 45 / INTEGRATED BIN 2 X 35 LT CAPACITY (418W X 546H X 528D) (CAT 503.70.922)	WHITE	J04 - BREAKOUT		
SINK	SK1		HARVEY NORMAN COMMERCIAL	CLARK SINGLE ROUND BOWL OVER MOUNT SINK CODE 4010 / SS	S/S	KITCHEN		
ZIP	ZIP		ZIP INDUSTRIES	ZIP 4- IN -1 SQUARE MIXER TAP BCHA 160 / 175 HT 1729Z3 MATT BLACK	BLACK	KITCHEN		
HANDLES	H1		MADINOZ	LIP PULL HANDLE MDZ 220	SS	J06- CREDENZA IN RECEPTION		
CASTORS	CS1			CASTORS TO HAVE GREY RIM AND TO BE RUBBER INORDER NOT TO DAMAGE TIMBER FLOORS TO BE LOCKABLE. QTY 6	GREY RUBBER	J06- CREDENZA IN RECEPTION		

LIGHTING							APPROVAL	
ITEM	CODE	IMAGE	SUPPLIER	DESCRIPTION	FINISH	LOCATION	PM APPROVAL	CLIENT APPRO
DOWNLIGHT	PL1		CONTESSA LIGHTING	SURFACE MOUNTED DOWNLIGHT DIAM 105 / HEIGHT 150MM NAUTICAL SURFACE MOUNT DOWNLIGHT CL-NTL 15WSM / 4000K QTY 6	BLACK	RECEPTION FEATURE CEILING		
PENDANT LIGHT	PL2		<a href="http://www.copper-id.com">www.copper-id.com</a>	TOPAZ PENDANT LIGHT SIZE 300MM / QTY 2	1X BLACK BRONZE - 400 high 1 X RAW BRASS - 300 high	RECEPTION WAITING		
PENDANT LIGHT	PL3		<a href="http://www.copper-id.com">www.copper-id.com</a>	BALANCE PENDANT LIGHT QTY 3 The sliding counterweight allows the user to set light to desired angle. Designer to be on site for install.	AMERICAN OAK	BOARDROOM		

LIGHTING							APPROVAL	
ITEM	CODE	IMAGE	SUPPLIER	DESCRIPTION	FINISH	LOCATION	PM APPROVAL	CLIENT APPRO
PENDANT LIGHT	PL4		MEZAI CONTRACT 92550 2544	BENTU QIE CONCRETE PENDANT LIGHT. QUANTITY 3	2 X YELLOW LIGHTS WITH YELLOW CORD (AD1004YW) 1X BLUE LIGHT WITH BLUE CORD - (AD1004BL)	SHARED KITCHENETTE		
PENDANT LIGHT	PL5		ABOUT SPACE.COM.AU	ARAGON 52 - 205mm High x 520MM DIAM	WHITE	MEETING ROOM		