
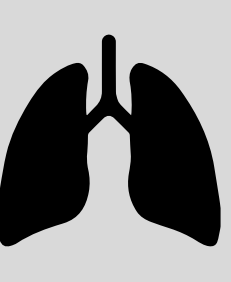










SHOCK CHART							OTHER
ANAPHYLAXIS SEVERE ALLERGIC RXN	↑	↑ ↓	↓	FLUSHED SWOLLEN ITCHY		↓	BRONCHOCONSTRICTION, HIVES, EDEMA
CARDIOGENIC PUMP FAILURE	↑	↑	↓	PALE COOL CLAMMY		↓	SYNCOPE, JVD, PULMONARY EDEMA, SOB, WEAKNESS
HYPOVOLEMIC REDUCED CIRCULATORY FLUID	↑	↑	↓	PALE COOL CLAMMY		↓	ANXIOUS, SYNCOPE, WEAKNESS, WEAK PULSES,
OBSTRUCTIVE BLOCKAGE OF GREAT VESSELS	↑	↑	↓	PALE COOL ARMS/LEGS		↓	DECREASED LOC, SYNCOPE, WEAK PULSE, JVD
NEUROGENIC SEVERE CNS DAMAGE	↓	↑	↓	FLUSHED WARM AND DRY	↑ ↓	LOSS OF CONTROL	FLUSHING BELOW INJURY SITE, PARALYSIS BELOW, DEPENDING ON SITE HR MAY STAY LOW
SEPTIC EXTREME RESPONSE TO INFECTION	↑	↑	↓	FLUSHED EARY THEN PALE COOL	≥ 38°C OR < 36°C	↑ EARLY THEN ↓	ALOC, BLOOD SUGAR ELEVATED, MAY BE SWOLLEN FROM FLUID SHIFT

