

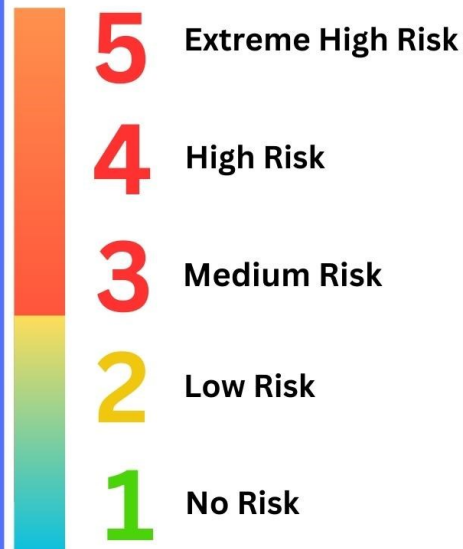


**LIFE & FIRE**  
ELECTRICITY PROTECTION

PROTECTING QUEENSLANDERS

## IS YOUR WORKPLACE AT RISK?

### 5 Levels of Danger



Death, Shocks & Fire

### What makes a level 2 3 4 5

- ☐ No circuit breaker main switch
- ☐ No safety switches on all circuits
- ☐ Not testing safety switches or cracked switches & power points
- ☐ No fire protection devices
- ☐ No surge protection

### Your Death, Shocks & Fire Risk Home Danger Level

2 3 4 5

**Homeowners must  
comply  
with an Act**



Queensland

**The Queensland  
Electrical Safety  
Act 2002**


Act binds all persons

**For this Act  
Homeowners have a  
duty on other  
person's**



**Under section 40-  
To take reasonable  
care of the person's  
electrical safety**

**Not complying  
with a Duty in the  
Qld Electrical Safety  
Act 2002**



**Has penalties ranging  
up to \$483,900.00**

**Not complying  
with a Duty in the  
Qld Electrical Safety  
Act 2002**



**Has penalties ranging  
up to 5 years  
imprisonment**

**Commercial Tenants  
& Landlords must  
comply  
with an Act**



Queensland

**The Act is called the  
Queensland  
Electrical Safety  
Act 2002**

**For this Act a CT &  
landlord has a duty**



**Under section 38 -  
a person in control  
of equipment**

**Not complying with  
the Queensland  
Electrical Safety Act  
2002**



**Has penalties ranging  
from heavy fines to  
imprisonment**

**Visit our website**



**Information for  
Real Estates**

# A tenant has obligation under the Electrical Safety Act too

A tenant must test safety switches



To make sure they work correctly

Not do their own electrical works



\$40,000.00 penalties apply

**STOP**  
THE ELECTRIC SILENT KILLER

**LIFE & FIRE**  
ELECTRICITY PROTECTION  
PROTECTING QUEENSLANDERS

ABN32657629233 ELECTRICAL 92185

### HOW TO TEST YOUR SAFETY SWITCHES

- 1**  **1. PRESS THE BUTTON ON YOUR SAFETY SWITCH**
- 2**  **2. THE LEVER WILL FALL DOWN**
- 3**  **3. FLICK THE LEVER BACK UP**

**TEST EVERY 3 MONTHS**


How to Test PDF



Tenant Form



Don't damage the electrical installation



Report damage to prevent electrical danger

Check for damaged or cracked fittings




Reporting all damage to landlord or real estate

Check all purchased appliances



Government database for recalled items

Check the licence of an electrical worker



Electricians can be suspended or unlicensed







## Power Loss Help Line



**Phone service  
for fault finding  
& power loss**



90% of  
Power Loss  
are solved in  
the first 20  
minutes



Without  
electricians  
doing any  
electrical  
work

**Free  
Registration**



**30 second  
application**

**Receive a call**



**From a licenced  
electrician**

**Provide  
solution**




**End of call**

**Check the website for full details**

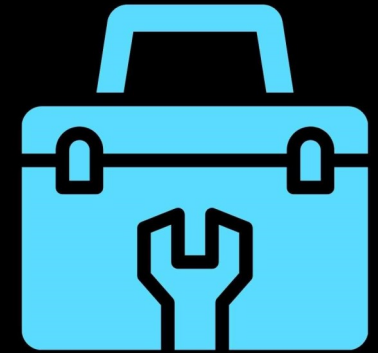
[www.electricsilentkiller.com](http://www.electricsilentkiller.com) - ABN32657629233 - LIC92185

## Products & Services




**To stop death,  
shocks and  
property fire**

## Check Kits



**For safely  
checking your  
home for safety**

## eBooks & Game for kids



**Educational  
platform to stay  
safe from  
electrical harm**

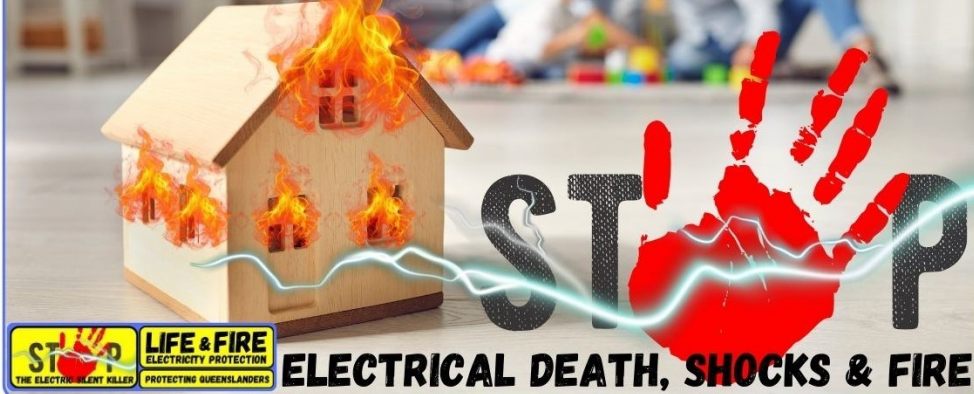
## eBooks & Check kits for adults



**Educational  
platform to stay  
safe from  
electrical harm**

[www.electricsilentkiller.com](http://www.electricsilentkiller.com) - ABN32657629233 - LIC92185

# INFORMATION FOR REAL ESTATES



Visit the ESO  
website



[electricalsafety.qld.gov.au](http://electricalsafety.qld.gov.au)

Download PDF



QLD Electrical Safety Act 2002

QUEENSLAND ELECTRICAL SAFETY OFFICE

**1300 362 128**