


SECURITRON[®]


ASSA ABLOY

Product Catalog 2023



Experience a safer
and more open world


SECURITRON[®]
ASSA ABLOY



Product Catalog 2023

Table of Contents

Electromagnetic Locks	
Intelligent Magnalocks®	
M380E EcoMag	4
M680E EcoMag	6
Delayed Egress Magnalocks	
DEM680E	8
iMXDa	10
XDT	12
Modular Exit Delay System	13
SB-MXD	14
Durable Magnalocks	
M32	16
M62	18
M82	20
M32, M62 M82 Accessories	22
M38, M68	28
M38, M68 Accessories	32
Universal Magnalock Accessories	33
DM62	36
Recessed Magnalocks	
M34R	38
Shear Magnalocks	
SAM, SAM2-24	40
SAM Accessories	44
Magnalock Options	45
Securitron Magnalock Comparison Chart	
Magnalock Comparison Chart	46-47
Specialty Magnets	
MM15	See Specialty Locks
M62FG-SASM	See Specialty Locks
M32-SS	See Cabinet Locks
MCL	See Cabinet Locks
Cabinet Locks	
MCL	50
M32-SS	52
Specialty Locks	
GL1 Gate Lock	56
FMK Bracket Kits	58
MM15 MEMLOCK	60
MM15 MEMLOCK Accessories	62
M62FG-SASM	64
Keypads & Card Readers	
Stand Alone Keypad	
DK-12	68
Keypad Systems	
DK-16	70
DK-26	72
Wiegand Keypads	
DK-37	74
DK-38	76
Wireless Card Reader	
R100 Aperio®	78
DR100 Aperio®	80
Push Buttons & Egress Devices	
Exit Motion Sensor	
XMS	84
Emergency Exit Buttons	
EEB Series	85
Push Buttons	
PB, PB2, PB3, PB4L, PB5 Series	86
Push Button Selector Chart	91
Key Switches	
MK	92
KP1	93
Key Switch Selector Guide	94
Wave Switch	
WSS	95
Capacitive Plate	
SP1	96
Egress Bars	
DSB	98
TSB	100
EMB	102
Egress Handles	
TSH	104
EMH	105
Aperio® Wireless	
R100 Aperio®	See Keypads & Readers
DR100 Aperio®	See Keypads & Readers
Integrated Wiegand	
DK-37, DK-38	See Keypads & Readers
Power	
Linear Power Supplies	
BPS 12/24-1 Series	108
BPS Linear Series	110
FAR Fire Alarm Reset	112
BPS Linear Power Supply and Plug-In Power Supply Selection Guide	113
Switching Power Supplies	
AQL Series	114
R8 Power Relay Module	116
D8/D8P Power Distribution Module	117
Netlink Power Monitoring Module	118
B100 Secondary Voltage Module	119
AQD & AQS Series	120
AQ Power Distribution Boards	122
Solar Power Supplies	
BPSS Series	126
PoE Power Supplies	
IPS Integrated Power Solutions	130
Plug-In Power Supplies	
PSP Series	132
Power Supply Accessories	134
Power Transfers	
Concealed Power Transfers	
CEPT, SEPT, EPT	138
Electric Hinges	
EH	143
Door Cords	
TSB-C	144
Accessories	
Timers & Alarms	
TM-2, TM-9, DT-7 & PZ1	146
Door Position Monitoring	
DPA Series	150
DPS Series	151
MSS	152
LM	153
Relays	
RB-4 Series	154
RLP Series	155
Resources	
Glossary of Icons	
Icons	158
Locking Systems	
Basic Magnetic Locking System	160
Delayed Egress Magnetic Locking System	161
Store Front Locking System	162
Motion Activated Locking System	163
Glass Door Locking System	164
Gate Locking System	165
Terms and Conditions, Warranty	166



Electromagnetic Locks

M380E EcoMag[®] Series Magnalock[®]

*600 lbs holding force,
bracket mounted,
sustainable Magnalock*



Intelligent, stylish and secure, with up to 80% reduction in energy consumption over the previous M380 Series.

With integrated features such as built-in smart voltage sensing, tamper sensor and an updated strike plate mounting template, the M380E joins the M680E in the family of sustainable magnalocks.

The M380EBD and M380EBDX models offer additional integrations, such as Securitron's patented BondSTAT lock sensor, Door Position Switch, built-in door prop sensing (which allows the magnet to de-energize the coil when the door is held open for extended periods), and a passive infrared request to exit (PIR REX).

Features

Standard Features

- Sustainability documentation
- Energy efficient, low power usage
- Synchronous double door release using a single Request to Exit
- Auto calibration upon installation
- Automatic dual-voltage – no field adjustment required
- LED Indicator shows the lock is secure, open, or has an incomplete bond
- Tamper Switch sends an alarm output if the cover is removed and is selectable to NO or NC
- Rust resistant – all ferrous metal surfaces plated for durability
- Adjustable automatic relock timer (0 to 30 seconds)
- Wire chamber anti-tamper switch
- Size optimized for use with door closers

- Patented BondSTAT lock sensor and integrated Door Position Switch (DPS) with relock timer
- MagnaCare[®] lifetime replacement, no fault, no questions asked warranty

Optional Features

- **X** Integrated passive infrared request to exit



Grade 3



MagnaCare
Warranty



Auto Sensing
Dual Voltage
12/24



PoE
Friendly



Fire Rated



Preload

Specifications

Certifications

- UL 10C Fire Rated, 3 Hour
- UL 1034 Listed
- UL 294 Listed
- CAN4-S104, CAN/ULC Listed
- ANSI/BHMA A156.23, Grade 3
- CSFM—California State Fire Marshal Approved

Electrical Consumption

- **Maglock Average Power Draw ($\pm 10\%$)**
 - » 140 mA at 12 VDC, 90 mA at 24 VDC
- **Maglock Maximum Power Draw ($\pm 10\%$)**
 - » 585 mA at 12 VDC, 310 mA at 24 VDC
- **REX Power ($\pm 10\%$)**
 - » Adds 25 mA at 12 VDC
 - » Adds 10 mA at 24 VDC

Holding Force

- 600 lbs [272kg]

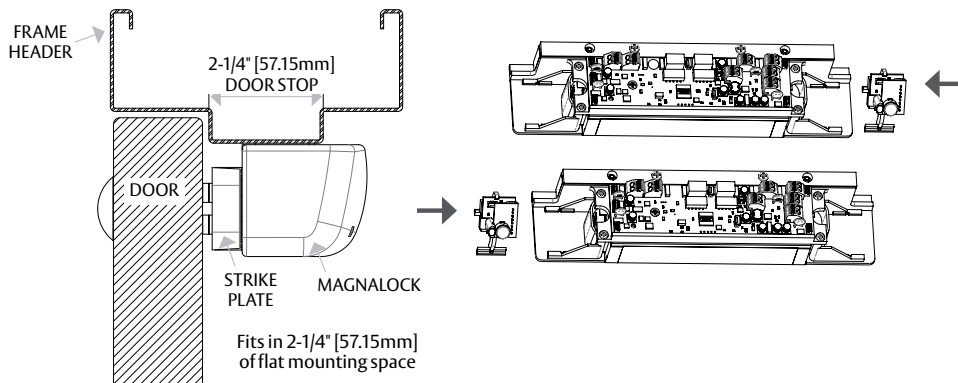
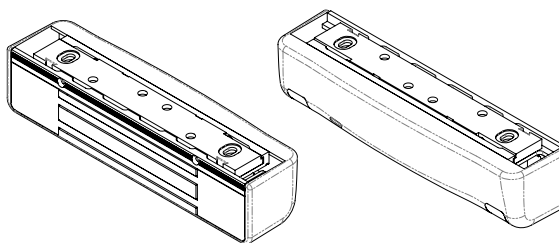
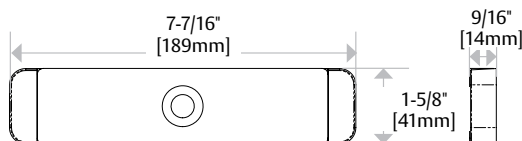
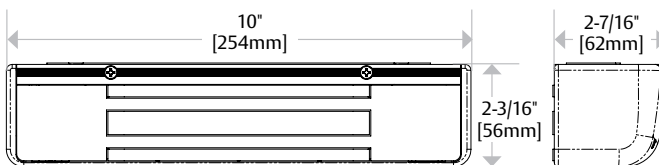
Operating Temperature

- 32° to 110°F [0° to 43°C]
- Indoor use only

Shipping Weight

- 6.5 lbs [2.94kg]

Dimensions



How to Order

MODEL SERIES	ACCESSORY OPTIONS	FINISH OPTIONS
M380EBD	X	– 606
M380EBD 600 lbs with BondSTAT Monitor & Door Position Switch	(blank) No Accessory Options X PIR Request to Exit	600 Paintable Primer Gray Finish 605/US3 Bright Brass 606/US4 Satin Brass 612/US10 Satin Bronze 613E Dark Oxidized Satin Bronze 629 Bright Stainless Steel 630 Satin Stainless Steel BSP Black Suede Powder

M680E EcoMag Sustainable Magnalock®

*1,200 lbs holding force,
bracket mounted,
sustainable Magnalock*



The same unsurpassed intelligence, style and convenience as the previous M680 series, but with 80% reduction in energy consumption.

The M680E is intelligent, with built-in door prop sensing allowing the magnet to de-energize the coil when the door is held open for extended periods. The M680EBD offers built-in smart voltage sensing, integrated patented BondSTAT, tamper sensor as well as door position status monitoring. The aesthetics and design finishes of the EcoMag are refined enough for the most discriminating designer openings. It also offers the fastest, easiest, most secure installation of any bracket mount maglock with an updated strike plate mounting template. The optional integrated request to exit (REX) provides optimum coverage for detecting an approaching person so the door unlocks for egress.

Features

Standard Features

- Strike plate mounting template provides the easiest install for out-swing doors
- LED Indicator shows the lock is secure, open, or has an incomplete bond
- Wire chamber anti-tamper switch
- Tamper Switch sends an alarm output if the cover is removed and is selectable to NO or NC
- Available integrated BondSTAT and Door Position Switch
- Autosensing dual voltage with microprocessor technology
- Adjustable automatic reload timer (0 to 30 seconds)
- Energy efficient, low power usage
- Size optimized for use with door closers
- MagnaCare® lifetime replacement, no-fault, no questions asked warranty

Optional Features

- **B** Integrated patented BondSTAT magnetic bond sensor
- **D** Integrated Door Position Switch (DPS)
- **X** Integrated passive infrared request to exit

Accessories

- **ASB-680** Aluminum Shim Bracket in Clear or Black Anodized
- **CWB-680** Concrete Wood Bracket in Clear or Black Anodized
- **GDHB-680** Glass Door Header Bracket in Clear or Black Anodized

For easy 3D instructions, download the BILT mobile app



Grade 2



MagnaCare Warranty



Auto Sensing Dual Voltage 12/24



PoE Friendly



Fire Rated



Preload

Specifications

Certifications

- UL 10C Fire Rated, 1 Hour
- CAN/ULC-S104 Fire Door Conformant
- UL 1034 Burglary-Resistant Listed
- UL 294
- ANSI/BHMA A156.23, Grade 2; E18501 Compliant
- California State Fire Marshal Listed

Electrical

- **Maglock Average Power Draw (±10%)**
 - 113 mA at 12 VDC
 - 52 mA at 24 VDC
- **Maglock Maximum Power Draw (±10%)**
 - 515 mA at 12 VDC
 - 290 mA at 24 VDC
- **REX Power (±10%)**
 - +25 mA at 12 VDC
 - +10 mA at 24 VDC

Holding Force

- 1,200 lbs [544kg]

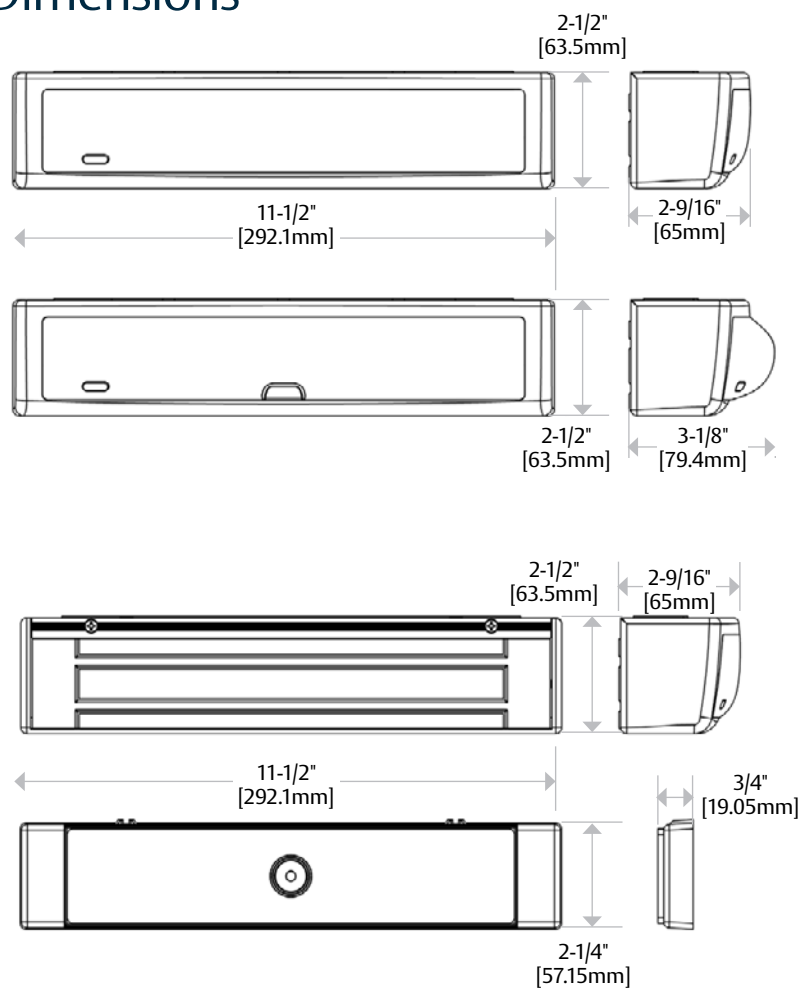
Operating Temperature

- 32° to 110°F [0° to 43°C]
- Indoor use only

Shipping Weight

- 8 lbs [3.6kg]

Dimensions



Related Accessories



ASB-680

CWB-680

GDHB-680

Ordered Separately

How to Order

MODEL SERIES	MONITORING OPTIONS	ACCESSORY OPTIONS	FINISH OPTIONS
M680E	BD	X	- 606
M680E 1,200 lbs	(blank) No Monitoring BD BondSTAT Monitor & Door Position Switch	(blank) No Accessory Options X PIR Request to Exit	628/US28 Satin Aluminum Clear 605/US3 Bright Brass 606/US4 Satin Brass 612/US10 Satin Bronze 613E Dark Oxidized Satin Bronze 629 Bright Stainless Steel 630 Satin Stainless Steel BSP Black Suede Powder

DEM680E Delayed Egress Magnalock®

Configurable, 1,200 lbs holding force, bracket mounted, delayed egress Magnalock



Highly configurable, strong, easy-to-mount. The latest in delayed egress technology.

Building on the technology of the Securiton EcoMag Series, the DEM680E is a direct replacement for the iMXDA. Designed for applications that require a lock that delays the opening of a door, the DEM680E standard model is HUGS-compliant with specific code compliant models also available. For use on interior and perimeter exit, single, out-swinging doors.

Features

Standard Features

- Autosensing dual voltage with microprocessor technology – no field adjustment required
- Patented BondSTAT magnetic bond sensor and integrated Door Position Switch (DPS)
- Instant release circuit – no residual magnetism
- Easily visible LEDs indicate status on secure side of door
- Fully integrated delay and detection features for fast installation of delayed egress system
- Auto calibrated door movement detection up to 1/4" [6.35mm]
- Alarm strobe indicates countdown; stays illuminated post alarm until reset
- Size optimized to work with door closers
- External alarm relay isolated dry contact (1 A at 24 VDC)
- Configurable settings include:
 - » Nuisance delay times 0, 1, 2, or 3 seconds
 - » Irrevocable alarm times 15 or 30 seconds
 - » Bypass delay times 0, 15, 30, 45 seconds
 - » No irrevocable alarm after bypass expiration
 - » Post alarm reminder
 - » Bypass expiration alarm
 - » Manual/delayed relock
 - » Unlocked at startup


- Required sign included
- MagnaCare® lifetime replacement, no-fault, no questions asked warranty

Optional Features

- 8 architectural finishes
- DEM680E-CA15S California-required 15s exit delay
- DEM680E-CA30S California-required 30s exit delay
- DEM680E-CH Chicago-required 15s exit delay, 1s nuisance delay, and 0s bypass time

Accessories

- Securiton mortise key switch and cylinder included in box – supports electric lock control, alarm panel arming, reset and override
- **ASB-680** Aluminum Shim Bracket in Clear or Black Anodized
- **CWB-680** Concrete Wood Bracket in Clear or Black Anodized
- **GDHB-680** Glass Door Header Bracket in Clear or Black Anodized



SECURITRON
ASSA ABLOY

US securiton.com | 800 626 7590 | customerservice.securiton@assaabloy.com

Canada assaabloydss.ca | 800 461 3007 | sales.dss.ca@assaabloy.com



DEM680E Delayed Egress Magnalock

Specifications

Certifications

- UL 294 Listed
- UL 10C Fire Rated 1 hour
- CSFM – California State Fire Marshal approved (DEM680E-CA only)
- CAN/ULC S104 Fire Door Conformant
- NFPA 101

Electrical

- **Minimum Current**
 - » 95 mA (± 10%) at 12 VDC
 - » 65 mA (± 10%) at 24 VDC
- **Maximum Current**
 - » 575 mA (± 10%) at 12 VDC
 - » 315 mA (± 10%) at 24 VDC

Holding Force

- 1,200 lbs [544kg] static strength

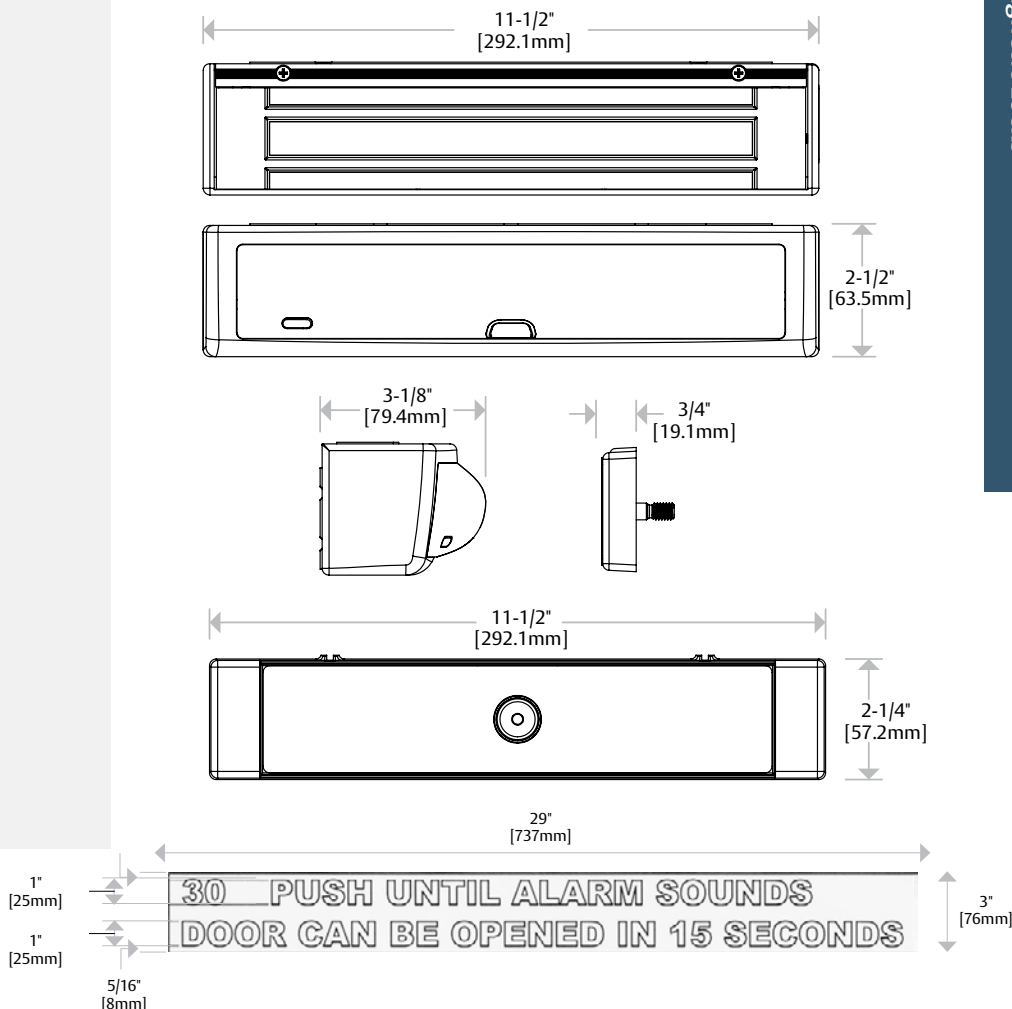
Operating Temperature

- 32° to 120°F [0° to 49°C]
- Indoor use only


Shipping Weight

- 13.1 lbs [5.9 kg]

Dimensions



Related Accessories



Ordered Separately

How to Order

MODEL SERIES	TIMING OPTIONS	FINISH OPTIONS
DEM680E		- 606
Delayed Egress M680 EcoMag	(blank) Standard Model (Supports HUGS)	628 Satin Aluminum Clear
	-CA15S California 15 Second Compliant	605 Bright Brass
	-CA30S California 30 Second Compliant	606 Satin Brass
	-CH Chicago Compliant	612 Satin Bronze
		613E Dark Oxidized Satin Bronze
		629 Bright Stainless Steel
		630 Satin Stainless Steel
		BSP Black Suede Powder

iMXDa Delayed Egress Magnalock®

Configurable, 1,200 lbs holding force, delayed egress Magnalock



Integrated movement exit delay with all-in-one Magnalock.

Prevent losses at emergency exits with iMXDa. An attempted exit initiates an alarm and initiates a brief delay timer before the lock releases, giving personnel time to respond before an exit occurs. Protect memory care wards, hospitals, dormitories, airports, child care facilities and retail or warehouse environments. Used on out-swing doors, installation requires no alteration or replacement of existing fire-rated or non-fire-rated latching hardware.

Features

Standard Features

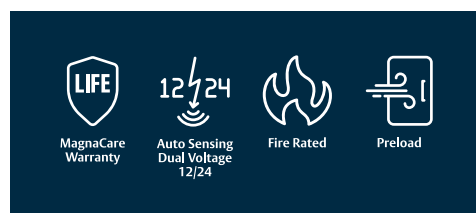
- Automatic dual-voltage —no field adjustment required
- Bracket mounting provides the easiest install for out-swing doors
- Size optimized for use with door closers
- Patented BondSTAT lock bond sensor
- Instant release circuit —no residual magnetism
- Internal wire access chamber
- Easily visible LEDs indicate status on secure side of door
- Advanced intelligent microprocessors provide alarm options and trainable door movement detection to minimize false alarms
- Permits free egress in emergency situations
- Fully integrated delay and detection features for fast installation of delayed egress system
- Easily adjustable door movement detection from 1/8" [3.2 mm] to 1" [25.4 mm]
- External alarm relay isolated dry contact (1A at 24 VDC)
- External reset
- Key switch reset

Configurable settings include:

- » Nuisance alarm times —0 to 3 seconds
- » Irrevocable delay times —15 or 30 seconds
- » External bypass delay times —0, 5, 10, or 15 seconds
- » Post alarm reminder
- » Bypass expiration alarm
- » Manual relock or delayed automatic relock (BOCA)
- Required sign included
- Ultra-secure collapsing blind nuts mount to door frame for strength and reliability
- Rust resistant – all ferrous metal surfaces plated for durability
- MagnaCare® lifetime replacement, no-fault, no questions asked warranty

Optional Features

- iEXDa allows alarm initiation via an external panic device
- iMXDa-CA is CAL Fire BML listed
- iMXDaCH is Chicago compliant
- iMXDaH for HUGs® Infant Protection System



Specifications

Certifications

- CAN/ULC-S533 Listed
- ANSI/UL 294 Listed
- NFPA 101
- CSFM—California State Fire Marshal Approved (iMXDa-CA only)

Electrical

- 370 mA max at 12 VDC
- 270 mA max at 24 VDC

Holding Force

- 1,200 lbs [544kg]

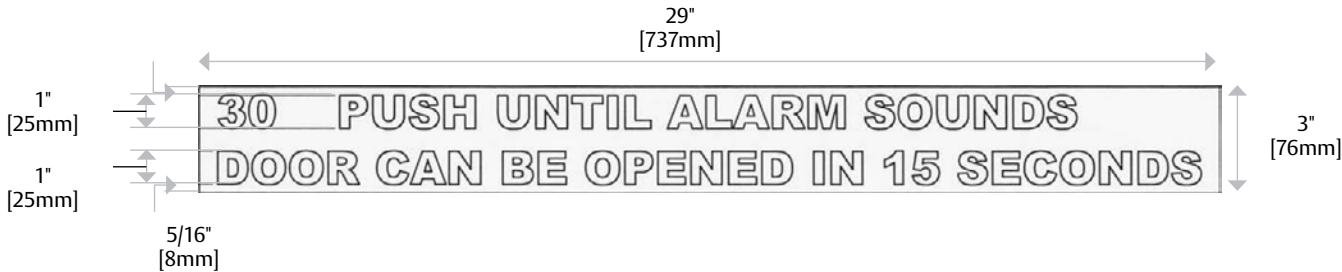
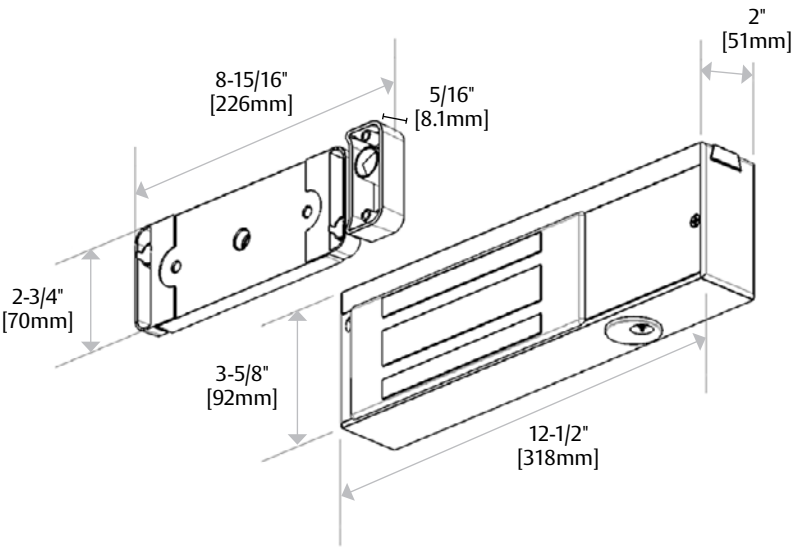
Operating Temperature

- 32° to 104°F [0° to 40°C]
- Indoor use only

Shipping Weight

- 15 lbs [6.80kg]

Dimensions




How to Order

MODEL SERIES	TIMING OPTIONS
iMXDa	CH
iMXDa Integrated Initiation	(blank) Adjustable Timing
iEXDa External Initiation	- CA15S California Required 15s Timings
	- CA30S California Required 30s Timings
	CH Chicago Required Timings
	H HUGS Infant Protection Timings

XDT Exit Delay Timer

Sophisticated control in an easy-to-use, modular exit delay timer



Configurable exit delay is ideal for fail safe environments that have varying needs throughout the day.

Function is compatible with entry control, door/lock monitoring and authorized immediate exit. Widely used in healthcare environments to alert for patient exit and in retail environments to prevent theft.

How to Order

MOUNTING METHOD	MODEL SERIES	VOLTAGE
BA –	XDT	– 12
(blank) Circuit Board only	XDT Exit Delay Timer	12 12 VDC
BA Boxed		24 24 VDC
FA Flush Mount		

Features

Standard Features

- Meets all code requirements including the BOCA 30 second relock function
- Nuisance delay and release times are digitally set using precise DIP switches
- Three 5A SPDT relays for interface capabilities
- External switches such as time clocks can put the XDT into different functions when delayed exit is not desired at all times
- MagnaCare® lifetime replacement, no-fault, no questions asked warranty

Optional Features

- **XDT** is board only
- **BA-XDT** in surface mount enclosure with piezo sounder and door label
- **FA-XDT** is a flush mount plate enclosure with piezo sounder and door label



Specifications

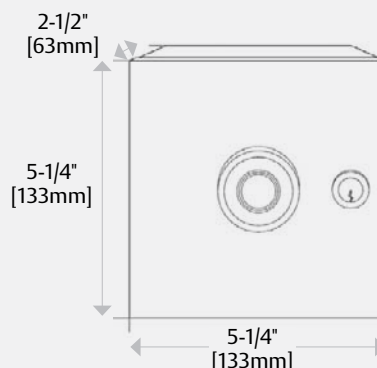
Certifications

- ANSI/UL 294 Listed
- CSFM — California State Fire Marshal Approved

Electrical

- 100 mA at 12 VDC
- 50 mA at 24 VDC
- 5A SPDT relays

Dimensions



SECURITRON
ASSA ABLOY

US securitron.com | 800 626 7590 | customerservice.securitron@assaabloy.com

Canada assaabloydss.ca | 800 461 3007 | sales.dss.ca@assaabloy.com

Modular Exit Delay System

Build an exit delay system customized to your specific application

When the demands of your door environment require specific components, ASSA ABLOY's UL/ULC Exit Delay System (EXD) delivers a system that meets your specific needs.

National Building Code of Canada. This modular approach suits the specific locking requirements of all doors, as well as the desired level of physical security and ease of maintenance.

Modular delayed egress that complies with NFPA 101 Life Safety Code and conforms to IBC and

See individual product pages for complete specifications.
Review local codes and amendments for delayed egress

With modular upgrades, maintenance and replacement, Component EXD evolves with your changing access control needs.

1. Select a locking device *(one per door)*

- Determine type of mounting
 - » Direct, Bracket, or Shear
- Determine holding force required
 - » 600 lbs to 1,800 lbs
- Choose from the following products:
 - » M32, M38, M62, M68, M82, M380E or M680E




2. Choose an initiating device *(one per door)*

- Determine type of egress
 - » Egress Control Only or Egress Control with Electronic Access Capability
- Choose from the following products:
 - » SB-MXD, LML, LMS, DSB, TSB, TSH, EMB
 - » Sargent®: 80 Series w/55 prefix
 - » Adams Rite® 3700, 3600, 3300, 3100



3. Choose an exit delay timer *(one per opening)*

- Choose from the following products:
 - » XDT, BA-XDT, FA-XDT
- If XDT is chosen, a sounder must be installed
- If BA-XDT or FA-XDT is chosen, a Sonalert and exit sticker are included
- More than one door requires purchases of additional EXD-1L Door Label



4. Choose a system reset *(one per opening)*

- Determine required reset method
 - » Manual (IBC, NFPA 101 and NBC of Canada) or Automatic (IBC)
- Choose from the following products
 - » MK Series with momentary switch for Manual Reset
 - » DPS-W and DPS-M for Automatic Reset



5. Choose a power source *(one per building)*

- Component EXD is based on a single power supply
- Power source or other output board must have a fire relay for connection to FA system.
- Different sizes are available depending on the number of doors
- Choose from AQ, BPS or BPSM Series



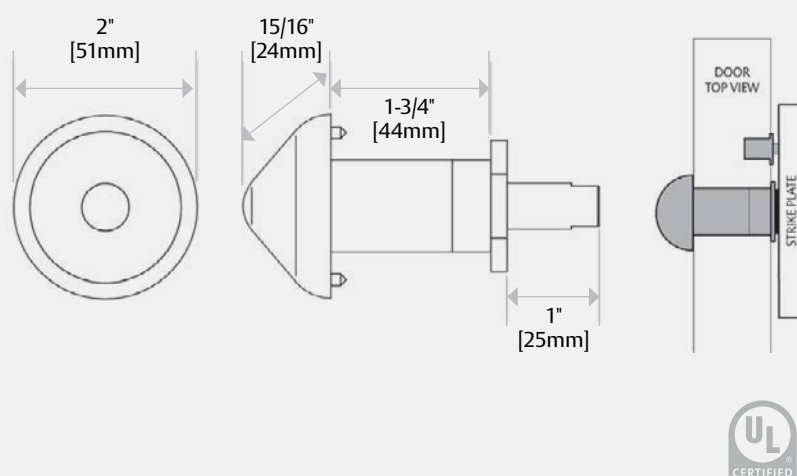
SB-MXD Exit Delay Sex Bolt



The SB-MXD detects door movement and initiates a signal for delayed egress when used in conjunction with ASSA ABLOY's XDT logic timers.

Door movement tolerance ranges from 1/2" – 3/4". Options are available for standard, thin and thick doors. Backed by our MagnaCare® lifetime replacement, no-fault, no questions asked warranty.

Dimensions



PART NUMBER	DESCRIPTION
SB-MXD	SB-MXD Sex Bolt Kit—Door Movement

Request additional part # 390-15690 for doors > 2" [50.8mm] thick.

Request additional part # 390-15650 for doors < 1.75" [44.45mm] thick.



Building Codes Affecting Delayed Egress in the United States

Building codes are adopted to meet the needs of local authorities having jurisdiction (AHJ) charged with the enforcement of maintaining building standards for new construction and retrofit/aftermarket projects. AHJs may determine a need to formally modify or amend adopted codes to account for the physical and/or political landscape of a jurisdiction, to generally protect public health and life-safety, and to account for evolving technologies. Remember, always confirm which code series and amendments have been adopted in your local jurisdiction before beginning any project.


The following information surrounding delayed egress code is not intended to represent the final code requirements adopted in your state, county, and/or local jurisdiction and reflects Securitron's best understanding of the individual code series published by the International Code Council (ICC), International Building Code (IBC), and National Fire Protection Association (NFPA) at the time of this catalog's printing.

This chart provides a high-level outline of commonly adopted code series published by ICC/IBC and NFPA and basic delayed egress requirements. To reference specific code requirements, noted exceptions, and occupancy details pertaining to delayed egress, refer to the chapter, section, sub-section, and paragraph designations listed in the first column. Base codes are available to view online free of charge by visiting iccsafe.org and nfpa.org

CODE SERIES & CHAPTERS	SPRINKLER/ DETECTION SYSTEM RELEASE	UNLOCK UPON FIRE ALARM OR LOSS OF POWER TO LOCK	15 SECOND RELEASE DELAY	30 SECOND RELEASE DELAY PERMITTED	SIGNAGE ON DOOR	EMERGENCY LIGHTING AT DOOR	NO MORE THAN ONE DELAY WITHIN EGRESS PATH PERMITTED	LISTED UL294
IBC 2009 1008.1.9.7	Required	Required	Required	Where Approved	Required	Required	Required	Not Required
IBC 2012 1008.1.9.7	Required	Required	Required	Where Approved	Required	Required	Required	Not Required
IBC 2015 1010.1.9.7	Required	Required	Required	Where Approved	Required	Required	Required With Exceptions	Required
IBC 2018 1010.1.9.8	Required	Required	Required	Where Approved	Required	Required	Required With Exceptions	Required
IBC 2021 1010.2.13	Required	Required	Required	Where Approved	Required	Required	Required With Exceptions	Required
NFPA 101 2009 – 2012 7.2.1.6.1	Required	Required	Required	Where Approved	Required	Not Required	By Occupancy Type	Not Required
NFPA 101 2015 7.2.1.6.1	Required	Required	Required	Where Approved	Required	Required	By Occupancy Type	Not Required
NFPA 101 2018 - 2021 7.2.1.6.1	Required	Required	Required	Where Approved	Required	Required	By Occupancy Type	Required

M32 Magnalock®

600 lbs holding force
direct mounted Magnalock



The ultimate in Magnalock reliability for indoor/outdoor traffic control.

The M32 electromagnetic lock is ideal for traffic control in high-use areas within secured or monitored perimeters. With unsurpassed durability, the M32 will last long after most buildings wear out. Applications include storage areas, rooms, and hallways where reliability, high durability and low-maintenance are required.

NOTE: M32-SS in cabinet lock section. See page #48.

Features

Standard Features

- Fire rated—3 hours
- PoE friendly
- Sustainability documentation
- Efficient, low power usage
- Automatic dual-voltage—no field adjustment required
- Fully sealed for weather resistant operations
- Size optimized for use with door closers
- Rust resistant—all ferrous metal surfaces plated for durability
- Instant release circuit—no residual magnetism
- Noise suppression with built-in MOV
- 10 ft [3.05m] of jacketed, stranded conductor cable
- Ultra-secure collapsing blind nuts mount to door frame for strength and reliability
- MagnaCare® lifetime replacement, no-fault, no questions asked warranty

Optional Features

- **F** Face drilled
- **B** Patented BondSTAT magnetic bond sensor
- **D** Integrated Door Position Switch (DPS)



Grade 3



MagnaCare
Warranty



Auto Sensing
Dual Voltage
12/24



PoE
Friendly



Fire Rated



Outdoor
Rated



Preload

Specifications

Certifications

- UL 10C Listed
- CAN4-S104, CAN/ULC-S533 Listed
- ANSI/UL 294 Listed
- CSA-C22.2 No.205 Listed
- ANSI/BHMA A156.23, Grade 3; E08501-500 Compliant
- CSFM—California State Fire Marshal Approved
- CE:EN 50081-1(92), EN 61000-6-2(99) Approved
- Environmental Product Declaration
- Health Product Declaration

Electrical

- 300 mA at 12 VDC
- 150 mA at 24 VDC

Holding Force

- 600 lbs [272kg]

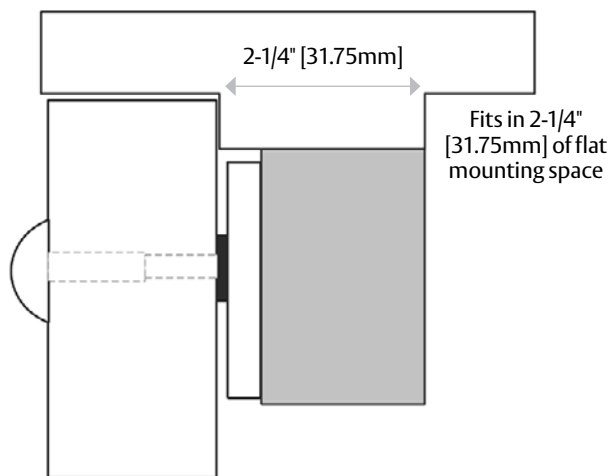
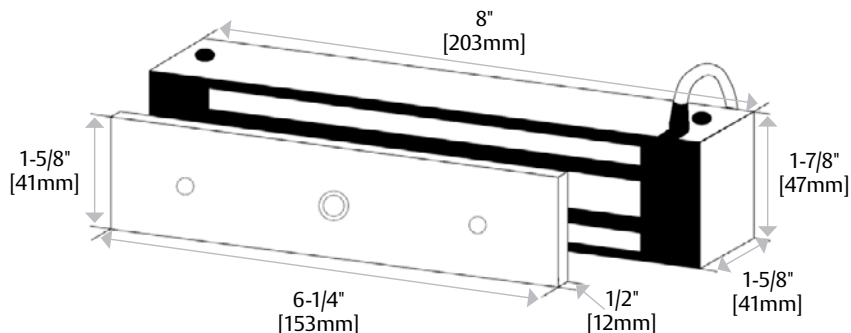
Operating Temperature

- -40° to 140°F [-40° to 60°C]
- Indoor or Outdoor use

Shipping Weight

- 6 lbs [2.72kg]

Dimensions




How to Order

MODEL SERIES	MOUNTING METHOD	MONITORING OPTIONS	STRIKE PLATE OPTIONS
M32	F	BD	– SS
M32 600 lbs	(blank) Direct Mount	(blank) No Monitoring	(blank) Standard Strike
	F Face Drilled	B BondSTAT Monitor	SS Split Strike*
		D Door Position Switch	SASM Shock Absorbing Strike Mount
		BD BondSTAT and DPS	

*D and BD monitoring, not available with (SS) Split Strike option.

M62 Magnalock®

1,200 lbs holding force
direct mounted Magnalock



The ultimate in Magnalock versatility for indoor/outdoor higher security.

The M62 is a strong, easy-to-maintain solution for interior, perimeter and exterior access control. With unsurpassed durability, the M62 will last long after most buildings wear out. Flexible mounting options support applications for hollow metal, concrete filled metal, wood, or glass with aluminum frames, and all glass doors. Options include single and double door configurations, or specialty applications such as gates and fences, and hazardous locations.

NOTE: M62FG-SASM in Specialty Lock section. See page #62.

Features

Standard Features

- Fire rated—3 hours
- PoE friendly
- Sustainability documentation
- Efficient, low power usage
- Automatic dual-voltage—no field adjustment required
- Fully sealed for weather resistant operations
- Size optimized for use with door closers
- Rust resistant—all ferrous metal surfaces plated for durability
- Instant release circuit—no residual magnetism
- Noise suppression with built-in MOV
- 10 ft [3.05m] of jacketed, stranded conductor cable
- Ultra-secure collapsing blind nuts mount to door frame for strength and reliability
- MagnaCare® lifetime replacement, no-fault, no questions asked warranty

Optional Features

- **F** Face drilled
- **G** Gate conduit
- **B** Patented BondSTAT magnetic bond sensor
- **D** Integrated Door Position Switch (DPS)
- **SS** Split Strike
- **SASM** Shock Absorbing Strike Mount for Gates
- **OS** Offset Strike
- **EX** UL Certified for Hazardous Locations
NOTE: Only available with "G" configurations (e.g. M62G-EX)



Grade 2



MagnaCare
Warranty



Auto Sensing
Dual Voltage
12/24



PoE
Friendly



Fire Rated



Outdoor
Rated



Preload

Specifications

Certifications

- UL 10C Listed
- CAN4-S104, CAN/ULC-S533 Listed
- ANSI/UL 294 Listed
- CSA-C22.2 No.205 Listed
- ANSI/BHMA A156.23, Grade 2; E08501-1000 Compliant
- CSFM—California State Fire Marshal Approved
- CE:EN 50081-1(92), EN 61000-6-2(99) Approved
- Environmental Product Declaration
- Health Product Declaration
- UL 294 Class I, Division 2, Groups A, B, C and D Listed (-EX configuration only)

Electrical

- 250 mA at 12 VDC
- 150 mA at 24 VDC

Holding Force

- 1,200 lbs [544kg]

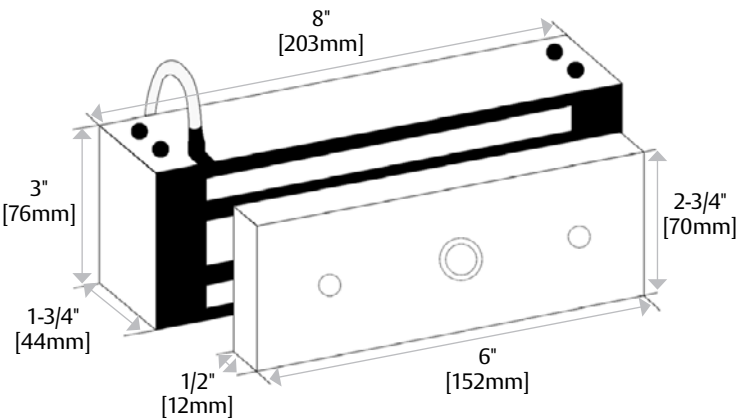
Operating Temperature

- -40° to 140°F [-40° to 60°C]
- Indoor or Outdoor use

Shipping Weight

- 11 lbs [5kg]

Dimensions



How to Order


MODEL SERIES	MOUNTING METHOD	MONITORING OPTIONS	STRIKE PLATE OPTIONS
M62	FG	BD	– SASM
M62 1,200 lbs	(blank) Direct Mount	(blank) No Monitoring	(blank) Standard Strike
	F Face Drilled	B BondSTAT Monitor	OS Offset Strike
	G Gate Conduit	D Door Position Switch	SS Split Strike
		BD BondSTAT and DPS	SASM* Shock Absorbing Strike Mount
			EX** Hazardous Location Certified

*SASM can be ordered separately.

**Only applicable to configurations including the Gate Conduit (G). Please contact the factory with any questions.

M82 Magnalock®

*1,800 lbs holding force
direct mounted Magnalock*



Industrial strength hold for challenging indoor/outdoor environments.

The M82 electromagnetic lock offers unsurpassed magnetic holding strength, durability and ease of maintenance for interior, perimeter and exterior access control applications in high-risk environments. With unsurpassed durability, the M82 will last long after most buildings wear out. Flexible mounting options are available for higher security locations and other environments where extreme forces may be encountered.

Features

Standard Features

- Efficient, low power usage
- Automatic dual-voltage —no field adjustment required
- Fully sealed for weather resistant operations
- Rust resistant—all ferrous metal surfaces plated for durability
- Instant release circuit —no residual magnetism
- Noise suppression with built-in MOV
- 10 ft [3.05m] of jacketed, stranded conductor cable
- Ultra-secure collapsing blind nuts mount to door frame for strength and reliability
- MagnaCare® lifetime replacement, no-fault, no questions asked warranty

Optional Features

- **F** Face drilled
- **G** Gate conduit
- **B** Patented BondSTAT magnetic bond sensor
- **D** Integrated Door Position Switch (DPS)
- **SS** Split Strike
- **OS** Offset Strike



Grade 1



MagnaCare
Warranty



Auto Sensing
Dual Voltage
12/24



Fire Rated



Outdoor
Rated



Preload

Specifications

Certifications

- UL 10C Listed
- CAN4-S104, CAN/ULC-S533 Listed
- ANSI/UL 294 Listed
- ANSI/BHMA A156.23, Grade 1; E08501-1500 Compliant
- CSFM—California State Fire Marshal Approved
- CE:EN 50081-1(92), EN 61000-6-2(99) Approved

Electrical

- 350 mA at 12 VDC
- 200 mA at 24 VDC

Holding Force

- 1,800 lbs [816kg]

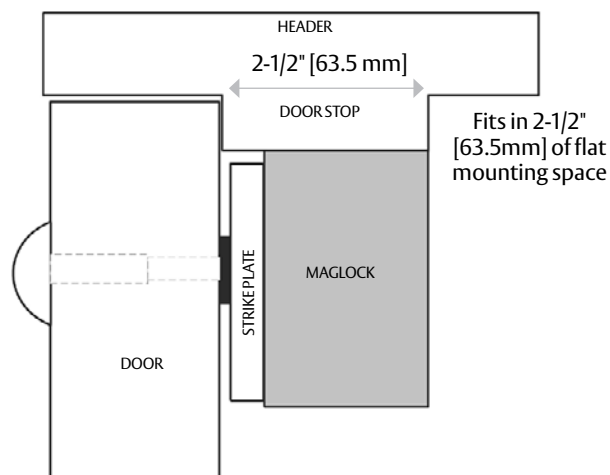
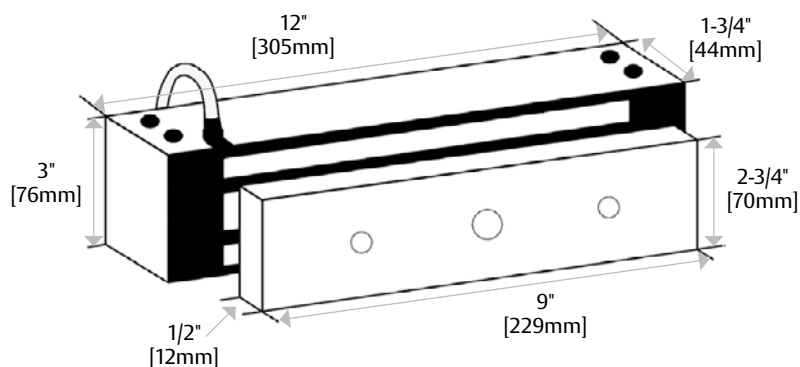
Operating Temperature

- -40° to 140°F [-40° to 60°C]
- Indoor or Outdoor use

Shipping Weight

- 16 lbs [7.26kg]

Dimensions



How to Order

MODEL SERIES	MOUNTING METHOD	MONITORING OPTIONS	STRIKE PLATE OPTIONS
M82	FG	BD	– OS
M82 1,800 lbs	(blank) Direct Mount	B BondSTAT Monitor	(blank) Standard Strike
	F Face Drilled	BD BondSTAT and DPS	OS Offset Strike
	G Gate Conduit		SS Split Strike
			SASM Shock Absorbing Strike Mount

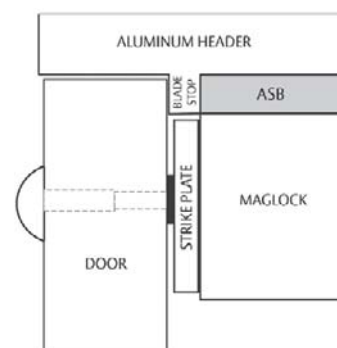
M32, M62, M82 MagnaLock® Accessories

ASB Aluminum Spacer Bracket

- Use when a blade stop requires the Magnalock to be lowered
- Comes pre-drilled for the mounting bolts and wire
- Provides a blind nut for surface installation of strike
- Available in clear aluminum or black anodized
- MagnaCare® lifetime replacement, no-fault, no questions asked warranty



PART NUMBER	DESCRIPTION	FINISH
ASB-32BK	Aluminum Frame Spacer Bracket – M32	Black Anodized
ASB-32CL	Aluminum Frame Spacer Bracket – M32	Clear Anodized
ASB-62BK	Aluminum Frame Spacer Bracket – M62	Black Anodized
ASB-62CL	Aluminum Frame Spacer Bracket – M62	Clear Anodized
ASB-82BK2	Aluminum Frame Spacer Bracket – M82	Black Anodized
ASB-82CL	Aluminum Frame Spacer Bracket – M82	Clear Anodized
ASCWB-DM62CL	Aluminum 1-1/2" [38.1mm] Spacer – Concrete/Wood Bracket, DM62	Clear

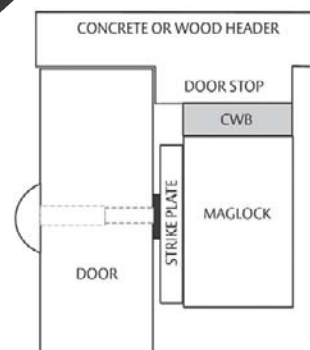


CWB Concrete Wood Bracket

- Used on wood or concrete filled metal frames
- Provides a concealed wire chamber
- Available in clear aluminum or black anodized
- MagnaCare® lifetime replacement, no-fault, no questions asked warranty



PART NUMBER	DESCRIPTION	FINISH
CWB-32BK	Concrete/Wood Bracket – M32	Black Anodized
CWB-32CL	Concrete/Wood Bracket – M32	Clear Anodized
CWB-62BK	Concrete/Wood Bracket – M62	Black Anodized
CWB-62CL	Concrete/Wood Bracket – M62	Clear Anodized
CWB-82BK	Concrete/Wood Bracket – M82	Black Anodized
CWB-82CL	Concrete/Wood Bracket – M82	Clear Anodized



AOS Offset Strike Plate

- Alters the position of the mounting hole by 1/4" [6mm]. This is often required to clear the glass on aluminum frame store front doors.
- Includes Offset Strike Plate only.
- MagnaCare® lifetime replacement, no-fault, no questions asked warranty.



PART NUMBER	DESCRIPTION
AOS-62	Strike Plate – M62, Offset
AOS-62D	Strike Plate – M62D, Offset
AOS-82	Strike Plate – M82, Offset

ASS Split Strike/Replacement Strike Plate

- Allows a single M32, M62 or M82 Maglock to secure a double door at traffic control holding force level.
- Includes Split Strike Plates only.
- MagnaCare® lifetime replacement, no-fault, no questions asked warranty.



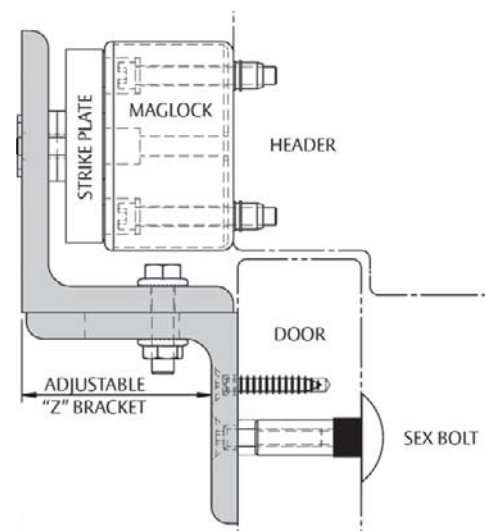
PART NUMBER	DESCRIPTION
ASS-32	Strike Plate M32 – Split Set w/ Fasteners & Sex Bolt
ASS-62	Strike Plate M62 – Split Set w/ Fasteners & Sex Bolt
ASS-82	Strike Plate M82 – Split Set w/ Fasteners & Sex Bolt

ZA Z Bracket Kits – Adjustable

- Use on in-swing doors with Maglock "F" options (8-1/2" [215.9mm] overall length).
- Provides 1-1/4" [31.75mm] of lateral movement to accommodate most openings and allows for precision adjustments (2-1/4" to 3-1/2" [57.15mm to 88.9mm] from door/header).
- Includes an oversized dress cover.
- MagnaCare® lifetime replacement, no-fault, no questions asked warranty.



PART NUMBER	DESCRIPTION	FINISH
ZA-32/62BK	Adjustable Z-Bracket – M32/62	Black Anodized
ZA-32/62CL	Adjustable Z-Bracket – M32/62	Clear Anodized
ZA-32/62SS	Adjustable Z-Bracket – M32/62	Satin Stainless
ZA-82BK	Adjustable Z-Bracket – M82	Black Anodized
ZA-82CL	Adjustable Z-Bracket – M82	Clear Anodized
ZA-82SS	Adjustable Z-Bracket – M82	Satin Stainless



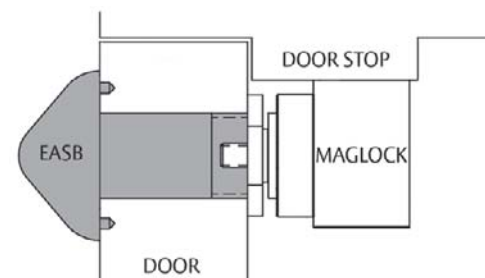
MagnaCare
Warranty

M32/62/82 Magnalock Accessories

EASB Energy Absorbing Sex Bolt

The Energy Absorbing Sex Bolt provides additional protection and shock absorption to augment holding force when a door experiences dynamic forces such as kicks or repeated blows. Used in mental health care and detention ancillary or administrative doors, and perimeter doors.

- For high-security applications on inflexible doors.
- Replaces the standard Sex Bolt.
- Contains a powerful internal spring that absorbs and dissipates the force of a blow.
- MagnaCare® lifetime replacement, no-fault, no questions asked warranty.



PART NUMBER	DESCRIPTION
EASB-250	Energy Absorbing Bolt – 1/4" [6.35mm] Spacer Kit
EASB-32	Energy Absorbing Sex Bolt – Model 32
EASB-62	Energy Absorbing Sex Bolt – Model 62
EASB-82	Energy Absorbing Sex Bolt – Model 82

TDK-1 Accessory for Thick Doors

- Provides replacement screws so armature plates for the M32, M62, M82, M38 and M68 can be used on doors thicker than 1-3/4" [44.45mm], and up to 3" [76.2mm].
- MagnaCare® lifetime replacement, no-fault, no questions asked warranty.



PART NUMBER	DESCRIPTION
TDK-1	Thick Door Kit

SB-1 Sex Bolt Replacement

- Replaces armature plate sex bolt for M32, M38, M62, M68 and M82B Magnalocks.
- Available in clear, polished brass or oil rubbed bronze finish.
- MagnaCare® lifetime replacement, no-fault, no questions asked warranty.



PART NUMBER	DESCRIPTION	FINISH
SB-1	Sex Bolt – Replacement	Clear
SB-1-03	Sex Bolt – Replacement	Polished Brass
SB-1-10B	Sex Bolt – Replacement	Oil-Rubbed Bronze



M32/62/82 Magnalock Accessories

DC Dress Covers

- Use with M32, M62, and M82.
- Install using foam adhesive tape.
- Available in clear, black, polished stainless and polished brass finish.
- MagnaCare® lifetime replacement, no-fault, no questions asked warranty.

PART NUMBER	DESCRIPTION	COLOR
DC-32BK	DC – M32	Black Anodized
DC-32BP	DC – M32	Brass Polished
DC-32CL	DC – M32	Clear Anodized
DC-32SP	DC – M32	Stainless Polished
DC-62BK	DC – M62	Black Anodized
DC-62BP	DC – M62	Brass Polished
DC-62CL	DC – M62	Clear Anodized
DC-62SP	DC – M62	Stainless Polished
DC-82BK	DC – M82	Black Anodized
DC-82BP	DC – M82	Brass Polished
DC-82CL	DC – M82	Clear Anodized
DC-82SP	DC – M82	Stainless Polished



DDC Double Dress Covers

- Use with M32/M62.
- Available in clear anodized and black finish.
- Will cover a pair of Magnalocks on a double door (if they are separated by no more than 2").
- Not for use with the DM62 Magnalock.
- MagnaCare® lifetime replacement, no-fault, no questions asked warranty.

PART NUMBER	DESCRIPTION	COLOR
DDC-32CL	DDC – M32	Clear Anodized
DDC-32BK	DDC – M32	Black Anodized
DDC-62CL	DDC – M62	Clear Anodized
DDC-62BK	DDC – M62	Black Anodized



MTK Metal Marking Template

- Magnetic template streamlines installation for the M32 and M62 Magnalocks.
- Includes basic instructions and hole placements.

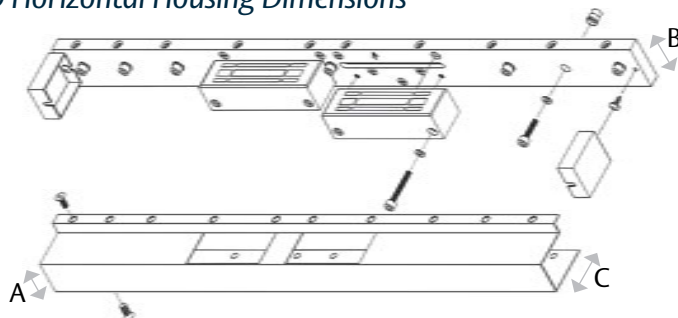
PART NUMBER	DESCRIPTION
MTK-32/62	Metal Marking Template

MagnaCare
Warranty

HHD / HHSL / HHSR / HVD Full Length Housings

- Vertical or horizontal configurations
- Fit one or two locks (not included)
- (SLR) Single Left Hand Reverse
- (SRR) Single Right Hand Reverse
- MagnaCare® lifetime replacement, no-fault, no questions asked warranty

HHD Horizontal Housing Dimensions



Model	A	B	C	Max Length*
HHD-32	1-3/4" [44.45mm]	2-3/32" [53.34mm]	2-11/32" [59.9mm]	96" [2438.4mm]
HHD-62	2-3/32" [53.34mm]	2-39/64" [66mm]	3-1/2" [88.9mm]	96" [2438.4mm]
HHD-82	2-3/32" [53.34mm]	2-39/64" [66mm]	3-1/2" [88.9mm]	96" [2438.4mm]
HHSL-32	1-3/4" [44.45mm]	2-3/32" [53.34mm]	2-23/64" [59.7mm]	48" [1219.2mm]
HHSL-62	2-3/32" [53.34mm]	2-39/64" [66mm]	3-1/2" [88.9mm]	48" [1219.2mm]
HHSR-32	1-3/4" [44.45mm]	2-3/32" [53.34mm]	2-23/64" [59.7mm]	48" [1219.2mm]
HHSR-62	2-3/32" [53.34mm]	2-39/64" [66mm]	3-1/2" [88.9mm]	48" [1219.2mm]
HVD-32	1-3/4" [44.45mm]	2-3/32" [53.34mm]	2-23/64" [59.7mm]	96" [2438.4mm]
HVD-62	2-3/32" [53.34mm]	2-39/64" [66mm]	3-1/2" [88.9mm]	96" [2438.4mm]
HVD-82	2-3/32" [53.34mm]	2-39/64" [66mm]	3-1/2" [88.9mm]	96" [2438.4mm]

*Full length housings are individually manufactured to custom specifications up to the maximum length shown.



PART NUMBER	DESCRIPTION
HHD-32	Lock Housing for M32 – Dbl. Horizontal
HHD-62	Lock Housing for M62 – Dbl. Horizontal
HHD-82	Lock Housing for M82 – Dbl. Horizontal
HHSL-32	Lock Housing for M32 – SLR Horizontal
HHSL-62	Lock Housing for M62 – SLR Horizontal
HHSR-32	Lock Housing for M32 – SRR Horizontal
HHSR-62	Lock Housing for M62 – SRR Horizontal
HVD-32	Lock Housing for M32 – Dbl. Vertical
HVD-62	Lock Housing for M62 – Dbl. Vertical
HVD-82	Lock Housing for M82 – Dbl. Vertical

How to Order

Specify quantity and the following information. Order related products separately.

MODEL SERIES	MOUNTING METHOD	SPECIFY LENGTH
HHD	-32	(83")
HHD	32	HHD Max Length 96"
HHSL	62	HHD Max Length 96"
HHSR	82	HHSR Max Length 48"
HVD		HVD Max Length 96"

NOTE: Configurable parts HHSL-82 and HHSR-82 have been discontinued. Not every combination is possible. Please contact the factory if you need a combination of features not listed above.




MagnaCare
Warranty

Securitron

*The premier supplier of
electromagnetic locking solutions.*

When you choose a genuine Magnalock®, you get quality solutions for high traffic and high security applications plus MagnaCare® Lifetime Replacement No-fault Warranty.



Intelligent & Sustainable Magnalocks

- Available with PIR REX, BondSTAT® and DPS reduce the number of devices to buy and install at the door.
- Sleek, low profile and refined lines for aesthetically demanding applications.
- Patent-pending template and bracket mounting system enable accurate alignment of magnet and armature plate for maximum holding force, installs in less than 22 minutes.
- Reduces energy consumption by up to 80%.

Durable Magnalocks

- Lower power usage than competitor locks. At three watts (less wattage than a typical nightlight), a Magnalock operates efficiently with a smaller power supply, thinner wiring and longer battery backup. Magnalocks consume less energy, generate less heat and outlast the competition.
- Water resistant design, shock absorbing polyurethane, stainless steel casing and plated lock face that is impervious to corrosion operate from -40°F to 140°F [-40°C to 60°C].
- Instant release circuit with no residual magnetism and no inductive kickback.




**MagnaCare
Warranty**

All Magnalocks Include

- Automatic dual-voltage uses 12 or 24 volt power supply and protects Magnalock
- World-class technical support experts, ready to assist you in selecting hardware, wiring and troubleshooting your opening
- Collapsing blind nuts, securely anchor Magnalocks to the frame with up to 4,000 lbs of tensile strength
- Excellent product quality—Magnalocks are manufactured in an ISO9001 and ISO14001 certified factory in Phoenix, AZ
- MagnaCare®, the best warranty in the industry – lifetime replacement, no-fault, no questions asked

M38 Series Magnalock®

*600 lbs holding force,
bracket mounted Magnalock*



Easily installed,
bracket mounted
Magnalock for interior
applications.

The M38 electromagnetic lock is ideal for traffic control in high-use areas within secured or monitored perimeters. Offerings include solutions for interior rooms, closets and hallways where reliability, high durability and low maintenance are required. Bracket mounting and wiring chamber provide quick, accurate installation.

Features

Standard Features

- Automatic dual-voltage
—no field adjustment required
- Bracket mounting provides the
easiest install for out-swing doors
- Rust resistant—all ferrous metal
surfaces plated for durability
- Instant release circuit
—no residual magnetism
- Internal wire access chamber
- Noise suppression with
included MOV
- Ultra-secure collapsing blind
nuts mount to door frame
for strength and reliability
- MagnaCare® lifetime replacement,
no-fault, no questions asked warranty

Optional Features

- **D** Integrated Door
Position Switch (DPS)
- **L** LED indicator
- **T** Anti-tamper switch



Grade 3



MagnaCare
Warranty



Auto Sensing
Dual Voltage
12/24



Fire Rated



Preload

M38 Magnalock

Specifications

Certifications

- UL 10C Listed
- CAN4-S104, CAN/ULC-S533 Listed
- ANSI/UL 294 Listed
- CSA-C22.2 No.205 Listed
- ANSI/BHMA A156.23, Grade 3; E18501-500 Compliant
- CSFM—California State Fire Marshal Approved
- CE:EN 50081-1(92), EN 61000-6-2(99) Approved

Electrical

- 350 mA at 12 VDC
- 170 mA at 24 VDC

Holding Force

- 600 lbs [272kg]

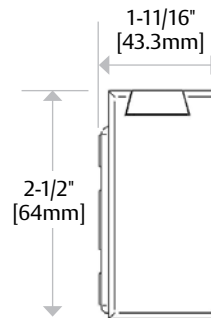
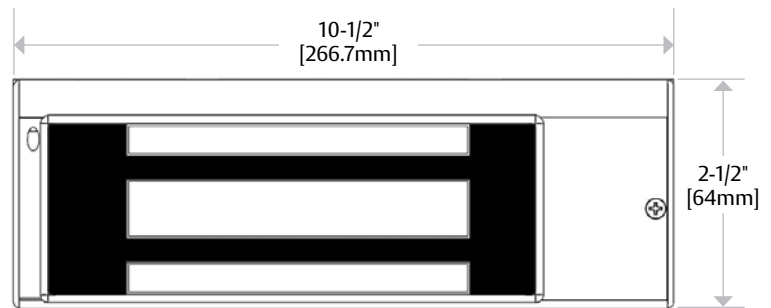
Operating Temperature

- 32° to 110°F [0° to 43°C]
- Indoor use only

Shipping Weight

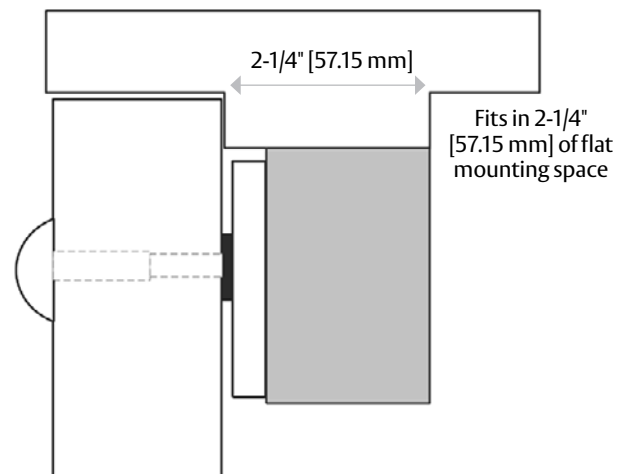
- 8 lbs [3.63kg]

Dimensions




How to Order

MODEL SERIES	MONITORING OPTIONS
M38	DLST
M38 600lbs Magnalock	(blank) No Monitoring D Door Position Switch L LED Indicator T Tamper Monitor



M68 Series MagnaLock®

*1,200 lbs holding force,
bracket mounted MagnaLock*



Easily installed,
bracket mounted
MagnaLock for higher
security interior
applications.

Ideal for traffic control in high-use areas where higher security is needed, the M68 electromagnetic lock provides reliability, durability and strength with low maintenance and efficient power consumption. Bracket mounting and wiring chamber provide ease of installation.

Features

Standard Features

- PoE friendly
- Automatic dual-voltage
—no field adjustment required
- Bracket mounting provides the easiest install for out-swing doors
- Rust resistant—all ferrous metal surfaces plated for durability
- Instant release circuit
—no residual magnetism
- Internal wire access chamber
- Noise suppression with included MOV
- Ultra-secure collapsing blind nuts mount to door frame for strength and reliability
- Strong hold and low maintenance
- MagnaCare® lifetime replacement, no-fault, no questions asked warranty

Optional Features

- **D** Integrated Door Position Switch (DPS)
- **L** LED indicator
- **T** Anti-tamper switch



Grade 2



MagnaCare
Warranty



Auto Sensing
Dual Voltage
12/24



PoE
Friendly



Fire Rated



Preload

Specifications

Certifications

- UL 10C Listed
- CAN4-S104, CAN/ULC-S533 Listed
- ANSI/UL 294 Listed
- CSA-C22.2 No.205 Listed
- ANSI/BHMA A156.23, Grade 2; E18501-1000 Compliant
- CSFM—California State Fire Marshal Approved
- CE:EN 50081-1(92), EN 61000-6-2(99) Approved

Electrical

- 250 mA at 12 VDC
- 125 mA at 24 VDC

Holding Force

- 1,200 lbs [544kg]

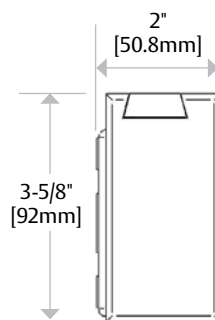
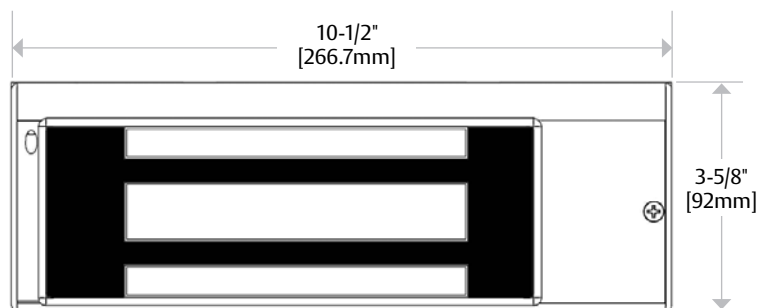
Operating Temperature

- 32° to 110°F [0° to 43°C]
- Indoor use only

Shipping Weight

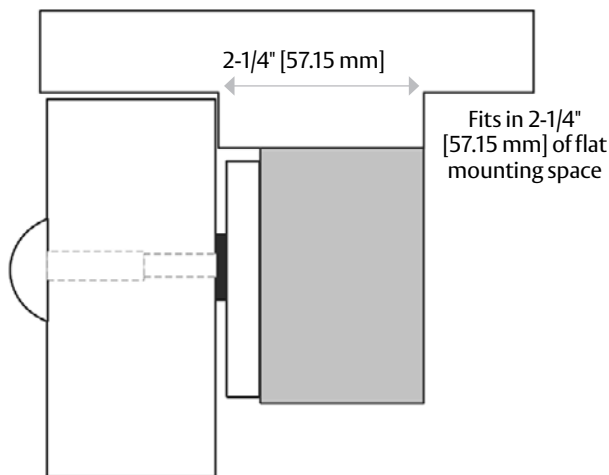
- 13 lbs [5.44kg]

Dimensions



How to Order

MODEL SERIES	MONITORING OPTIONS
M68	DLST
M68 1,200 lbs Magnalock	(blank) No Monitoring D Door Position Switch L LED Indicator T Tamper Monitor



M38, M68 Bracket Mounted MagnaLock® Accessories

DC Dress Cover

- Available for the M38 and M68
- Install using foam adhesive tape
- MagnaCare® lifetime replacement, no-fault, no questions asked warranty

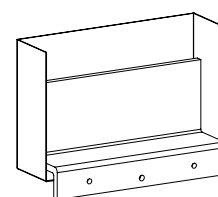


PART NUMBER	DESCRIPTION
DC-38SP	DC-M38, Stainless Polished
DC-68SP	DC-M68, Stainless Polished

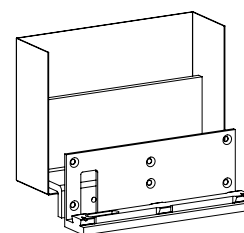
TJ Top Jamb-In-Swing Door Kit

- Available for the M38 and M68
- Used to mount the lock on the secure side of a door that swings into a secured area
- Includes a Z-Bracket and an oversized Dress Cover
- MagnaCare lifetime replacement, no-fault, no questions asked warranty

PART NUMBER	DESCRIPTION
TJ-38CL	In-Swing Door Kit – M38, Clear
TJ-68CL	In-Swing Door Kit – M68, Clear



M38



M68



Universal Magnalock® Accessories

IK Installation Kit

This convenient, cost effective kit contains everything an installer needs to achieve professional, high quality Magnalock® installations. The IK offers substantial savings over purchasing the same items separately.

Securitron's original installation kit includes the following components:

- Tool Box
- Heavy Duty Drill Guide
- Blind Nut Placement Tool
- Sex Bolt – M32/M62/M82
- T-Handle Hex Wrench
- Hardware Packs
- M32/M62/M82
- Rubber Washers
- Flat Washers
- Insulated Crimp Connectors
- Threadlock
- 1/8" Cobalt Drill Bit
- 3/8" Cobalt Drill Bit
- 3/8" Carbide Drill Bit
- 1/2" High Speed Drill Bit
- Blind Nuts with Collapsing Tool
- Finish Caps
- Long Screw Pack

- MagnaCare® lifetime replacement, no-fault, no questions asked warranty



PART NUMBER	DESCRIPTION
IK	Installation Kit

Glass Door Accessories

- AKG permanently bonds to the glass using a special industrial adhesive
- GDB permits strike plate installation on a solid glass door
- HEB-3G allows for Magnalock installation on all-glass header when used with AKG
- Use HEB-3G with M32, M62, 3" x 3" x 8" [76.2mm x 76.2mm x 203.2mm] with specially milled back
- Strike Plate screws into the bracket, as glass doors cannot be drilled



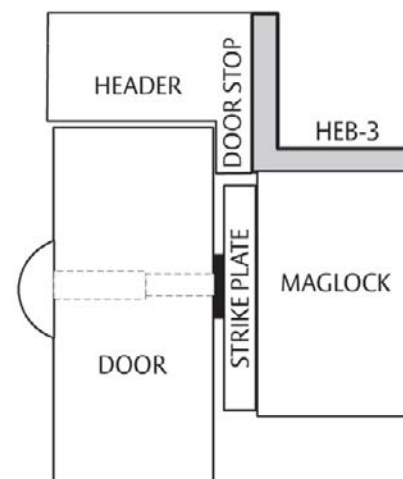

PART NUMBER	DESCRIPTION
AKG	Adhesive Kit for GDB
GDB	Glass Door Bracket
DCP-12X3	Dress Cover Plate, 12" x 3" [304.8mm x 76.2mm] for larger strikes (M680E, M380E)



Universal Magnalock Accessories

HEB Header Extension Bracket

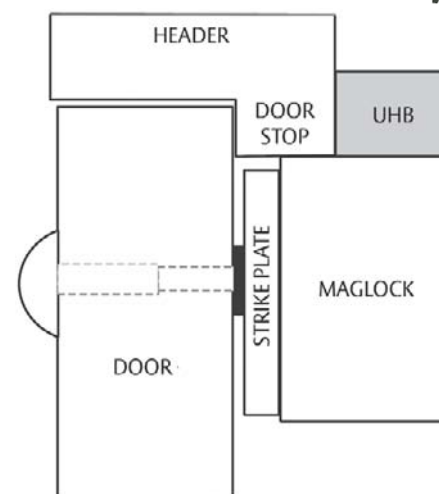
- 90 degree angle brackets
- Extends narrow headers to permit proper mounting of Magnalocks
- Use with M32, M62, M82, M38, M68, M380E, M680E
- Available in clear aluminum or black anodized
- MagnaCare® lifetime replacement, no-fault, no questions asked warranty



PART NUMBER	DESCRIPTION	FINISH
HEB-1BK-12	HEB – 1" x 1" x 12" [25.4mm x 25.4mm x 304.8mm]	Black Anodized
HEB-1BK-8	HEB – 1" x 1" x 8" [25.4mm x 25.4mm x 203.2mm]	Black Anodized
HEB-1CL-12	HEB – 1" x 1" x 12" [25.4mm x 25.4mm x 304.8mm]	Clear Anodized
HEB-1CL-8	HEB – 1" x 1" x 8" [25.4mm x 25.4mm x 203.2mm]	Clear Anodized
HEB-2BK-12	HEB – 2" x 2" x 12" [50.8mm x 50.8mm x 304.8mm]	Black Anodized
HEB-2BK-8	HEB – 2" x 2" x 8" [50.8mm x 50.8mm x 203.2mm]	Black Anodized
HEB-2CL-12	HEB – 2" x 2" x 12" [50.8mm x 50.8mm x 304.8mm]	Clear Anodized
HEB-2CL-8	HEB – 2" x 2" x 8" [50.8mm x 50.8mm x 203.2mm]	Clear Anodized
HEB-3BK-12	HEB – 3" x 3" x 12" [76.2mm x 76.2mm x 304.8mm]	Black Anodized
HEB-3BK-8	HEB – 3" x 3" x 8" [76.2mm x 76.2mm x 203.2mm]	Black Anodized
HEB-3CL-12	HEB – 3" x 3" x 12" [76.2mm x 76.2mm x 304.8mm]	Clear Anodized
HEB-3CL-8	HEB – 3" x 3" x 8" [76.2mm x 76.2mm x 203.2mm]	Clear Anodized
HEB-3G	HEB – 3" x 3" x 8" [76.2mm x 76.2mm x 203.2mm] for Glass Door	Clear Anodized

UHB Universal Header Bracket

- Used to extend the header 1" [25.4mm] or 1-1/2" [38.1mm]
- Provides a concealed wiring chamber
- Use with M32, M62, M82, M38, M68, M380E, M680E
- Available in clear aluminum or black anodized
- MagnaCare lifetime replacement, no-fault, no questions asked warranty



PART NUMBER	DESCRIPTION	FINISH
UHB-BK-12	UHB – 12" [304.8mm]	Black Anodized
UHB-BK-8	UHB – 8" [203.2mm]	Black Anodized
UHB-CL-12	UHB – 12" [304.8mm]	Clear Anodized
UHB-CL-8	UHB – 8" [203.2mm]	Clear Anodized



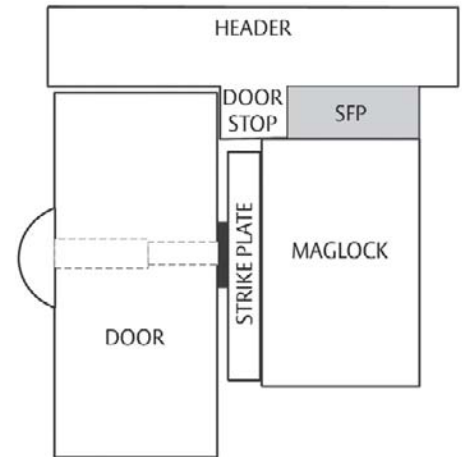
Universal Magnalock Accessories

SFP Stop Filler Plate

- Used to fill or extend a door stop
- Creates a flat mounting surface for the Magnalock®
- Available in 1/4" [6mm], 3/8" [8mm], 1/2" [13mm] and 5/8" [16mm] thickness, all 1-1/4" [32mm] wide
- Use with M32, M62, M82, M38, M68, M380E, M680E
- Available in clear aluminum or black anodized
- MagnaCare® lifetime replacement, no-fault, no questions asked warranty



PART NUMBER	DESCRIPTION	FINISH
SFP-1/2BK-12	SFP – 1/2" x 1-1/4" x 12" [12.7mm x 31.75mm x 304.8mm]	Black Anodized
SFP-1/2BK-8	SFP – 1/2" x 1-1/4" x 8" [12.7mm x 31.75mm x 203.2mm]	Black Anodized
SFP-1/2CL-12	SFP – 1/2" x 1-1/4" x 12" [12.7mm x 31.75mm x 304.8mm]	Clear Anodized
SFP-1/2CL-8	SFP – 1/2" x 1-1/4" x 8" [12.7mm x 31.75mm x 203.2mm]	Clear Anodized
SFP-1/4BK-12	SFP – 1/4" x 1-1/4" x 12" [50.8mm x 50.8mm x 304.8mm]	Black Anodized
SFP-1/4BK-8	SFP – 1/4" x 1-1/4" x 8" [6.35mm x 31.75mm x 203.2mm]	Black Anodized
SFP-1/4CL-12	SFP – 2" x 2" x 12" [50.8mm x 50.8mm x 304.8mm]	Clear Anodized
SFP-1/4CL-8	SFP – 1/4" x 1-1/4" x 8" [6.35mm x 31.75mm x 203.2mm]	Clear Anodized
SFP-3/8BK-12	SFP – 3/8" x 1-1/4" x 12" [9.5mm x 50.8mm x 304.8mm]	Black Anodized
SFP-3/8BK-8	SFP – 3/8" x 1-1/4" x 8" [9.5mm x 50.8mm x 203.2mm]	Black Anodized
SFP-3/8CL-12	SFP – 3/8" x 1-1/4" x 12" [9.5mm x 50.8mm x 304.8mm]	Clear Anodized
SFP-3/8CL-8	SFP – 3/8" x 1-1/4" x 8" [9.5mm x 50.8mm x 203.2mm]	Clear Anodized
SFP-5/8BK-12	SFP – 5/8" x 1-1/4" x 12" [15.875mm x 50.8mm x 304.8mm]	Black Anodized
SFP-5/8BK-8	SFP – 5/8" x 1-1/4" x 8" [15.875mm x 50.8mm x 203.2mm]	Black Anodized
SFP-5/8CL-12	SFP – 5/8" x 1-1/4" x 12" [15.875mm x 50.8mm x 304.8mm]	Clear Anodized
SFP-5/8CL-8	SFP – 5/8" x 1-1/4" x 8" [15.875mm x 50.8mm x 203.2mm]	Clear Anodized



MagnaCare
Warranty

DM62 Magnalock®

The ultimate 1,200 lbs holding force Magnalock double magnet for indoor/outdoor high security



The versatile DM62 electromagnetic lock offers strength and ease of maintenance for interior, perimeter and exterior access control—in a compact double magnet.

This all-in-one unit is designed for double doors with no mullion. With unsurpassed durability, the DM62 will last long after most buildings wear out.

Features

Standard Features

- Ultra-secure collapsing blind nuts mount to door frame for strength and reliability
- Fully sealed for weather resistant operations
- 3' [1 m] of jacketed, stranded conductor cable for each lock
- Automatic dual-voltage —no field adjustment required
- Instant release circuit —no residual magnetism
- Noise suppression with built-in MOV
- Efficient, low power usage
- Rust resistant —all ferrous metal surfaces plated for durability
- MagnaCare® lifetime replacement, no-fault, no questions asked warranty

Optional Features

- **B** Patented BondSTAT magnetic bond sensor
- **D** Integrated door position switch (DPS)
- **OS** Offset strike plates



Grade 2



MagnaCare
Warranty



Auto Sensing
Dual Voltage
12/24



Fire Rated

Specifications

Certifications

- UL 10C Listed
- CAN4-S104, CAN/ ULC-S533 Listed
- ANSI/BHMA A156.23, Grade 2; E08511-1000 Compliant
- CSFM- California State Fire Marshal Approved

Electrical (Per Lock)

- 250 mA at 12 VDC
- 150 mA at 24 VDC

Holding Force (Per Lock)

- 1,200 lbs [544kg]

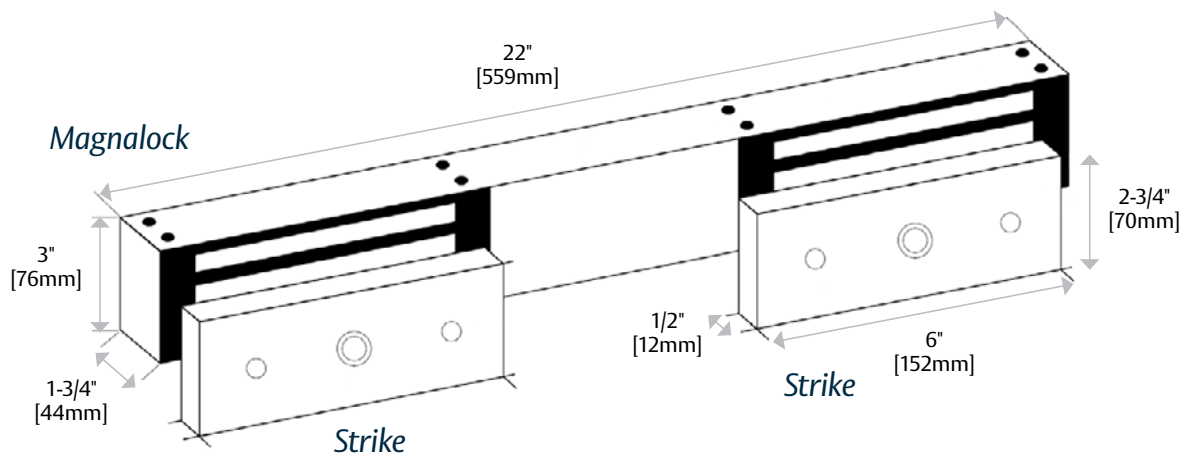
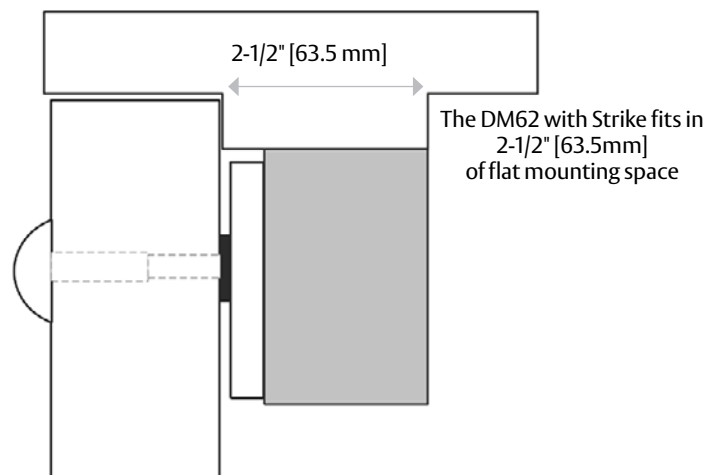
Operating Temperature

- -40° to 140°F [-40° to 60°C]
- Indoor or Outdoor use

Shipping Weight

- 16 lbs [7.26kg]

Dimensions



How to Order

MODEL SERIES	MONITORING OPTIONS	STRIKE PLATE OPTIONS
DM62	BD	- OS
DM62	(blank) No Monitoring	(blank) Standard Strike
	B BondSTAT Monitor	OS Offset Strike
	D Door Position Switch	

M34R Recessed Magnalock®

*500 lbs holding force,
recessed Magnalock*



Recessed Magnalock for traffic control on a sliding door.

The M34R secures single sliding doors with Magnalock strength for traffic control applications within a monitored perimeter. The recessed design on the edge of the door that comes against the frame when the door is closed conceals the maglock for hidden protection that blends with the aesthetics of the opening. Ideal on automatic single sliding doors or on sliding doors for patios, storage closets and more.

Features

Standard Features

- Efficient, low power usage
- Automatic dual-voltage—no field adjustment required
- Fully sealed for weather resistant operations
- Rust resistant—all ferrous metal surfaces plated for durability
- Instant release circuit—no residual magnetism
- Noise suppression with built-in MOV
- Recessed for aesthetically appealing finish
- 10 ft [3.05m] of jacketed, stranded conductor cable
- Direct mount in door frame for strength and reliability
- MagnaCare® lifetime replacement, no-fault, no questions asked warranty

Optional Features

- **B** Patented BondSTAT magnetic bond sensor
- **D** Integrated Door Position Switch (DPS)



MagnaCare
Warranty



Auto Sensing
Dual Voltage
12/24



Fire Rated



Preload

M34R Magnalock

Specifications

Certifications

- UL 294 listed
- CAN4-S104, CAN/ULC-S533 Listed
- CSFM—California State Fire Marshal Approved
- CE:EN 50081-1(92), EN 61000-6-2(99) Approved

Electrical

- 320 mA at 12 VDC
- 170 mA at 24 VDC

Holding Force

- 500 lbs [227kg]

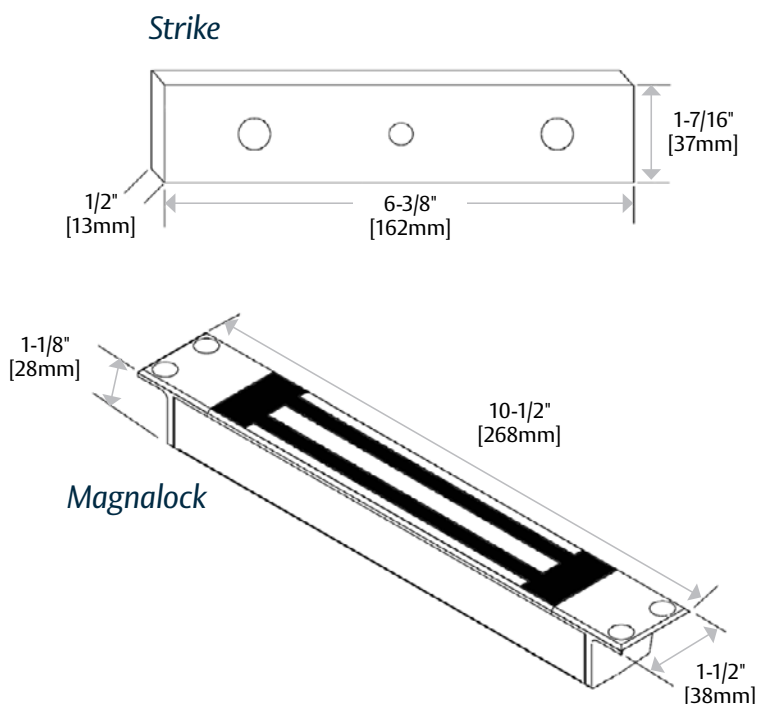
Operating Temperature

- -40° to 140°F [-40° to 60°C]
- Indoor or Outdoor use

Shipping Weight

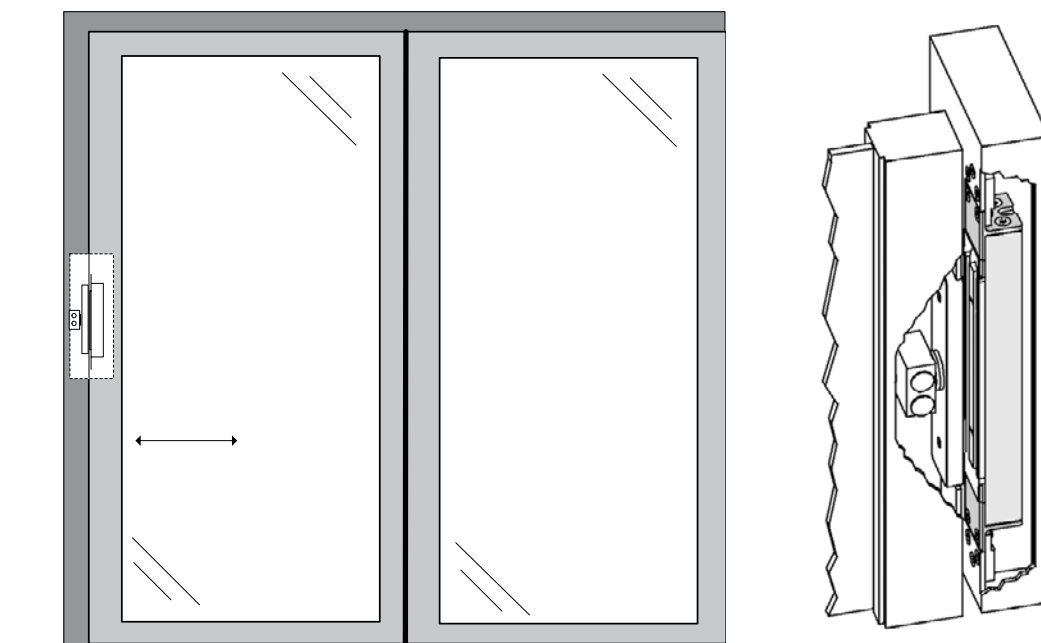
- 5 lbs [2.23kg]

Dimensions



How to Order

MODEL SERIES	MONITORING OPTIONS
M34R	BD
M34R	(blank) No Monitoring
	B BondSTAT Monitor
	D Door Position Switch



SAM Shear Aligning Magnalock®

1,200 lbs holding force, shear aligning Magnalock



Hidden strength for any application.

This concealed Magnalock is ideal for traffic control or medium security and with its flexible mounting options solutions the most challenging door control situations. The SAM Shear Aligning Magnalock has mounting options for a single door or each leaf on a pair of doors and can be on a sliding, in-swing, out-swing or swing-through door. It mounts fully concealed into wood, steel, aluminum or latching in any position: at the header, door edge or threshold.

Features

Standard Features

- Efficient, low power usage
- Automatic dual-voltage — no field adjustment required
- Fully sealed for weather resistant operations
- Rust resistant — all ferrous metal surfaces plated for durability
- Instant release circuit — no residual magnetism
- Noise suppression with built-in MOV
- Recessed for aesthetically appealing finish
- 10 ft [3.05m] of jacketed, stranded conductor cable
- Direct mount in door frame for strength and reliability
- MagnaCare® lifetime replacement, no-fault, no questions asked warranty

Optional Features

- **B** Patented BondSTAT magnetic bond sensor
- **D** Integrated Door Position Switch (DPS)



Grade 2



MagnaCare
Warranty



Auto Sensing
Dual Voltage
12/24



Fire Rated



Preload

Specifications

Certifications

- UL 10C Listed
- CAN4-S104, CAN/ ULC-S533 Listed
- ANSI/UL 294 Listed
- ANSI/BHMA A156.23, Grade 2; E08561-1000, E08571-1000, E08581-1000, E08591-1000 Compliant
- CSFM—California State Fire Marshal Approved
- CE:EN 50081-1(92), EN 61000-6-2(99) Approved

Electrical

- 320 mA at 12 VDC
- 170 mA at 24 VDC

Holding Force

- 1,200 lbs [544kg]

Operating Temperature

- -40° to 140°F [-40° to 60°C]
- Indoor or Outdoor use
- Not for use in open channel doors

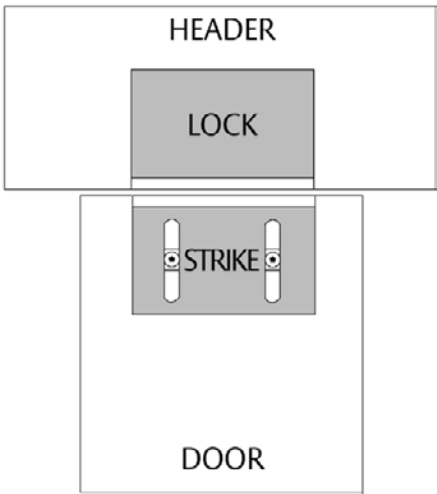
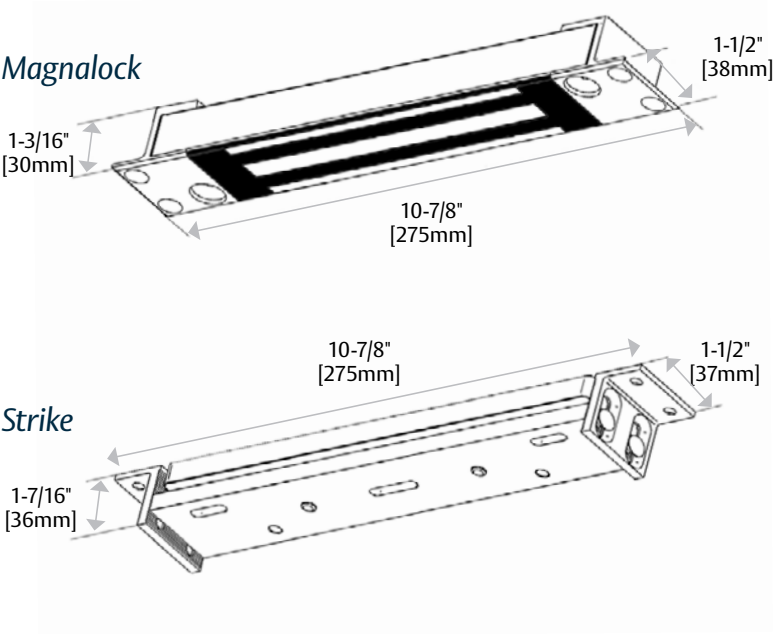
Shipping Weight

- 6 lbs [2.72kg]

How to Order


MODEL SERIES	MONITORING OPTIONS
SAM	BD
SAM 1,200 lbs	(blank) No Monitoring
	B BondSTAT Monitor
	D Door Position Switch

Dimensions



SAM2-24 Shear Aligning Magnalock®

*600 lbs holding force,
shear aligning Magnalock*



Hidden strength at any angle ideal for traffic control.

The compact and versatile SAM2-24 Shear Aligning Magnalock provides 600 lbs. of holding force to swinging or sliding doors. It is ideal for traffic control and to secure smaller applications, like sliding closet doors, atriums, and more. The SAM2-24 mounts fully concealed into wood, steel, aluminum or Herculite doors in any position: at the header, door edge or threshold.

Features

Standard Features

- Efficient, low power usage
- Fully sealed for weather resistant operations
- Compact design fits tight spaces
- Rust resistant—all ferrous metal surfaces plated for durability
- Instant release circuit—no residual magnetism
- Noise suppression with included MOV
- Recessed for aesthetically appealing finish
- 6 ft [1.83m] of jacketed, stranded conductor cable
- Direct mount in door frame for strength and reliability
- MagnaCare® lifetime replacement, no-fault, no questions asked warranty

Optional Features

- C Bond sensor



Grade 3



MagnaCare
Warranty



Fire Rated



Preload

Specifications

Certifications

- UL 10C Listed
- CAN4-S104, CAN/ULC-S533 Listed
- ANSI/UL 294 Listed
- ANSI/BHMA A156.23, Grade 3; E08571-1000, E08581-500 Compliant
- CSFM—California State Fire Marshal Approved

Electrical

- 84 mA at 24 VDC

Holding Force

- 600 lbs [272kg]

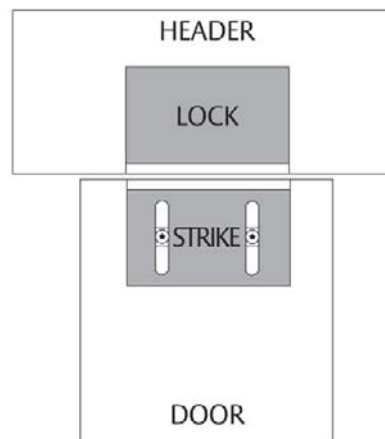
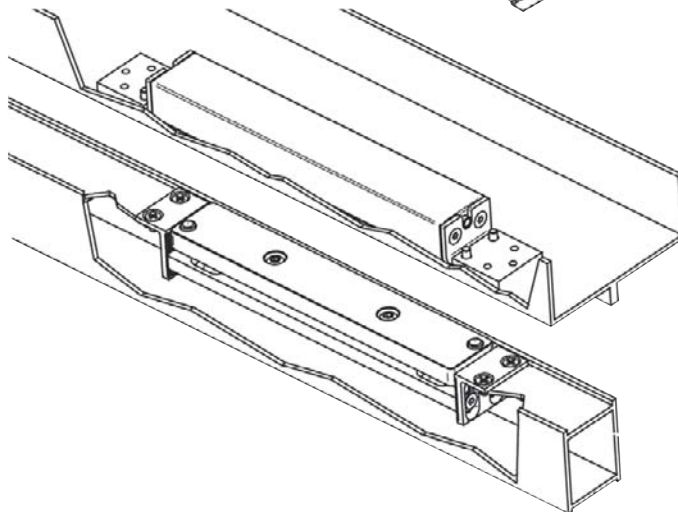
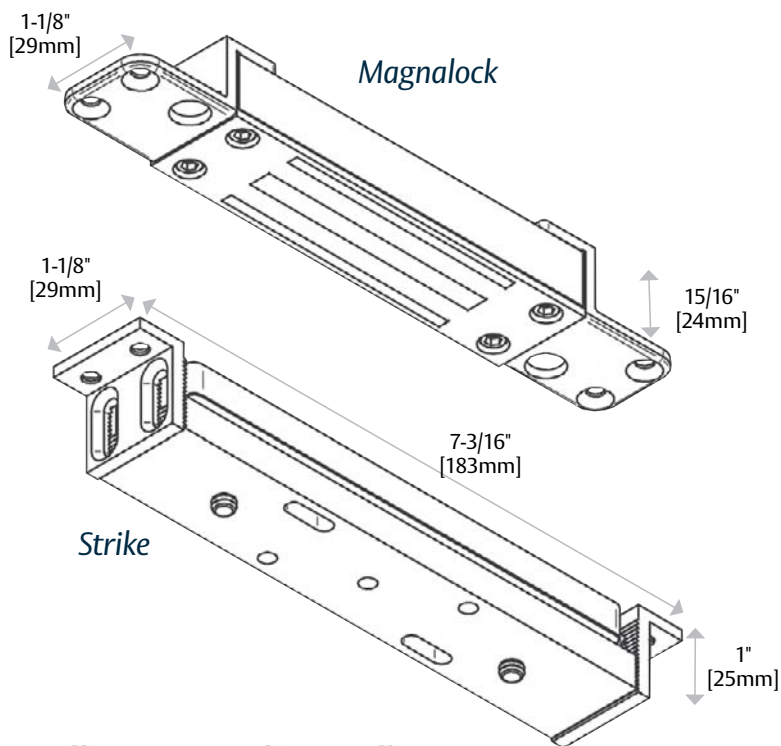
Operating Temperature

- -40° to 140°F [-40° to 60°C]
- Indoor or outdoor use
- Not for use in open channel doors

Shipping Weight

- 2.5 lbs [1.13kg]

Dimensions



How to Order


MODEL SERIES	MONITORING OPTIONS	VOLTAGE
SAM2	C	- 24
SAM2	(blank) No Monitoring	24 VDC only
	C Bond Sensor	

SAM Accessories

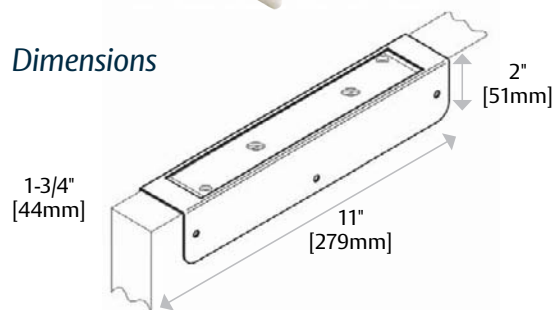
SWB SAM Wood Bracket

- SAM Wood Door Bracket provides additional strength and protection for the SAM strike plate in wood door applications
- MagnaCare® lifetime replacement, no-fault, no questions asked warranty

PART NUMBER	DESCRIPTION	FINISH
SWB-03	SAM Wood Bracket	Brass Polished
SWB-10B	SAM Wood Bracket	Oil Rubbed Bronze
SWB-26D	SAM Wood Bracket	Satin Stainless



Dimensions



SAM Surface Mount Kit

- Available for the M38 and M68
- Used to mount the lock on the secure side of a door that swings into a secured area
- Includes a Z-Bracket and an oversized Dress Cover
- MagnaCare® lifetime replacement, no-fault, no questions asked warranty

PART NUMBER	DESCRIPTION	FINISH
SMLS	Surface Mount Housing Lock	Satin Stainless
SMSS	Surface Mount Housing Strike	Satin Stainless



SMSS



MagnaCare
Warranty

Magnalock® Options

Anti-Tamper Sensor (T)

The Anti-Tamper option provides a Single Pole Double Throw (SPDT) switch output that indicates if the wire access chamber cover has been tampered with or removed. When connected to an alarm point on an alarm panel or access control system, it offers real-time notification of tampering attempts.

Door Position Switch (D)

The Door Position Switch (DPS) provides a signal to an access control system indicating whether the door is open or closed. When used in conjunction with BondSTAT or SenSTAT, it provides layered status indication for precise information about the door state. The DPS may be ordered included with many Magnalocks — or as an upgrade kit.

SenSTAT (S)

Unlike commonly used door position switches that indicate only that a door is closed, SenSTAT detects the presence of an armature plate and notifies the access control or alarm system that the magnet is engaged. All SenSTAT Magnalocks use Form 'C' isolated contacts.

BondSTAT (B)

BondSTAT is the next generation of patented electromagnetic lock monitoring. BondSTAT delivers unparalleled peace of mind by detecting an armature plate and notifying access control and/or alarm systems that a door is properly secured. BondSTAT's sensitive magnetic field monitors the entire surface of the armature plate, providing maximum assurance that the lock is engaged. Movement in the armature's position beyond the set tolerance alerts the access control system that the Magnalock may not be generating its full holding force.

Conduit Fitting (G)

The conduit fitting option is offered on some Magnalocks that can be used for gate-mounting applications and features a 3/4" outer diameter and 1/2" inner diameter.

Offset Strike Plate (OS)

An Offset Strike Plate may be required for proper installation of a Magnalock in aluminum frame door applications.

Split Strike Plate (SS)

A Split Strike Plate may be used for a double door with no mullion to provide traffic control using a single Magnalock.

Face Mount (F)

Face Mount Magnalock options provide the holes for the mounting bolts through the face of the magnet in a front-to back orientation rather than through the magnet bottom-to-top.

LED (L)

The LED provides a local visual indicator of the status of the lock. On locks with the SenSTAT option, the LED will be green when the lock is powered but not secure, and red when the lock is secure. Locks without the SenSTAT option will only indicate green when powered.

Request to Exit (X)

Some Magnalock models offer an integrated motion detector that automatically signals the lock to disengage when it detects approaching traffic, also known as request to exit (REX).

Securitron® Magnalock®

		ECOMAGS		DURABLE MAGS				
								
		Securitron M380E Series	Securitron M680E Series	Securitron DEM680E <i>Delayed Egress</i>	Securitron iMXDA <i>Delayed Egress</i>	Securitron M32	Securitron M62	Securitron M82
HOLDING FORCE		600 lbs	1,200 lbs	1,200 lbs	1,200 lbs	600 lbs	1,200 lbs	1,800 lbs
OUTDOOR RATED						✓	✓	✓
DOOR APPLICATIONS	OUT-SWING DOOR							
	Glass Door (w/ Aluminum Frame)	✓	✓			✓	✓	
	Wood Door	✓	✓	✓	✓	✓	✓	✓
	Metal Door	✓	✓	✓	✓	✓	✓	✓
	IN-SWING DOOR							
	Glass Door (w/ Aluminum Frame)					✓	✓	✓
	Wood Door					✓	✓	✓
	Metal Door					✓	✓	✓
	SLIDING DOOR							
	Double Sliding Doors							
Single Sliding Doors								
ELECTRICAL	12 VDC Current Draw	140 mA*	113 mA*	575 mA	370 mA	300 mA	250 mA	350 mA
	24 VDC Current Draw	90 mA*	52 mA*	315 mA	270mA	150 mA	150 mA	200 mA
	Dual Voltage 12/24 VDC	✓	✓	✓	✓	✓	✓	✓
SPECIFICATIONS	UL 10C Fire Rated	3 Hour	1 Hour	✓		3 Hour	3 Hour	1 Hour
	UL 294 Listed	✓	✓	✓	✓	✓	✓	✓
	CAN4-S104 / CAN-ULC-S533 Listed	S104	S104	✓	✓	✓	✓	✓
	California State Fire Marshal Listed	✓	✓	✓	✓	✓	✓	✓
	UL 1034 Listed Burglary-Resistant Listed	✓	✓					
FEATURES	Patented BondSTAT magnetic bond sensor	✓	Optional	✓	✓	Optional	Optional	Optional
	Integrated Door Position Switch	✓	Optional	✓		Optional	Optional	Optional
	Integrated REX	Optional						
	Anti-Tamper Switch	✓	✓					
	Additional Strike Plate Options					✓	✓	✓
	Finish Options	9	9	8				
Dress Cover Finish Options						✓	✓	✓



MagnaCare
Warranty

**All Securitron
Magnalocks
include**





Automatic dual-voltage uses 12 or 24 volt power supply and protects Magnalock

World-class technical support experts, ready to assist you in selecting hardware, wiring and troubleshooting your opening

Comparison

SECURITRON
ASSA ABLOY

Experience a safer
and more open world


DURABLE MAGS						SPECIALTY MAGS	
							
Securiton M38	Securiton M68	Securiton DM62	Securiton M34R	Securiton SAM	Securiton SAM2-24	Securiton MM15 Memlock	Securiton M62FG-SASM Gate Lock
600 lbs	1,200 lbs	1,200 lbs	500 lbs	1,200 lbs	600 lbs	4,000 lbs	1,200 lbs
✓	✓						
✓	✓	✓		✓	✓	✓	
✓	✓	✓		✓	✓	✓	
✓	✓						
✓	✓			✓	✓		
✓	✓			✓	✓	✓	
				✓	✓		
			✓	✓	✓		
350 mA	250 mA	250 mA	320 mA	320 mA		100 mA*	250 mA
170 mA	125 mA	150 mA	170 mA	170 mA	84 mA	200 mA*	150 mA
✓	✓	✓	✓	✓	✓	✓	
1 Hour	1 Hour	1 Hour		1 Hour	1 Hour	1 Hour	1 Hour
✓	✓		✓	✓	✓		
✓	✓	✓	✓	✓	✓	S533	✓
✓	✓	✓	✓	✓	✓		✓
SenSTAT Optional	SenSTAT Optional	Optional	Optional	Optional	Optional		Optional
Optional	Optional	Optional	Optional	Optional		Optional	Optional
Optional	Optional					Optional	
							✓
						✓	


* Refer to catalog for additional information regarding electrical consumption.

Collapsing blind nuts securely anchor Magnalocks to the frame with up to 4,000 lbs of tensile strength

Excellent product quality—Magnalocks are manufactured in an ISO9001 and ISO14001 certified factory in Phoenix, AZ

MagnaCare®, the best warranty in the industry – lifetime replacement, no-fault, no questions asked






Cabinet Locks

MCL Cabinet Magnalock®

The compact versatile asset management cabinet locking solution



The MCL is ideal for extending access control to all sizes and shapes of cabinets and enclosures that require asset protection.

Typical applications include jewelry cases, museum cases, gun cabinets, pharmaceutical storage cabinets, cash drawers and any swinging or sliding door or drawer that needs asset control — indoors or out.

Features

Standard Features

- Direct mount or bracket mount with common tools for easy installation
- Universal bracket included to support a variety of applications
- Efficient, low power usage
- Fully sealed for weatherproof operation
- Rust resistant — all ferrous metal surfaces plated for durability
- Sealed 6 ft. [1.8m] jacketed, stranded conductor cable
- MagnaCare® lifetime replacement, no-fault, no questions asked warranty



MagnaCare
Warranty



Swinging
Door



Sliding
Door



Drawers



Outdoor
Rated



Preload

Specifications

Electrical

- 84 mA at 24 VDC

Holding Force

- Static Strength 170 lbs

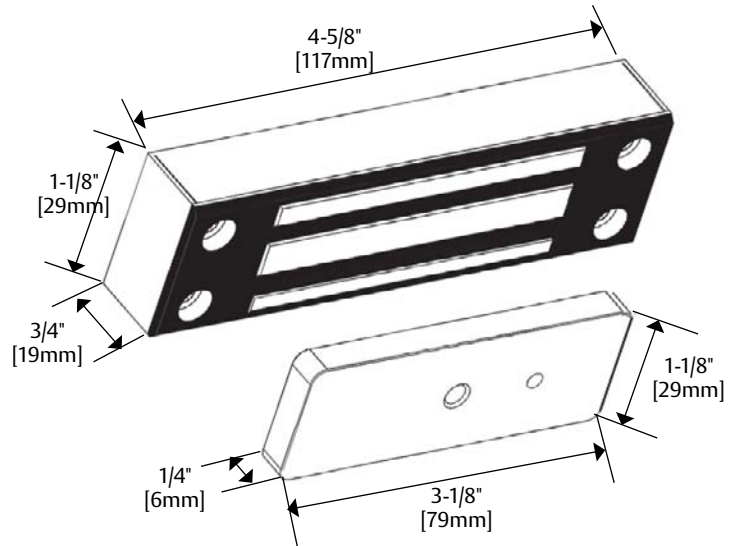
Environmental

- Operating Temperature:
-40° to 140°F [-40° to 60°C]
- Indoor or outdoor use

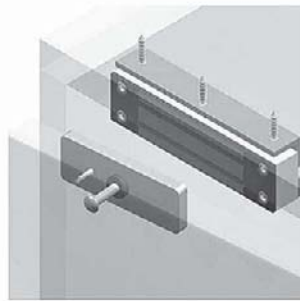

Shipping Weight

- 6 lbs [2.72kg]


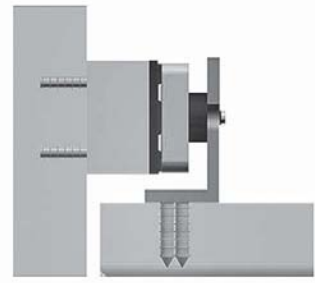
Dimensions



Swinging Door



Sliding Door



M32-SS Split Strike Magnalock®

Double-door cabinet control



Now you can add asset control to your existing access control system with the durable, power-efficient M32-SS.

Each strike plate of the M32-SS delivers 300 lbs of holding force (600 lbs total). Ideal for securing large two-door cabinets, retail cases or double-door, indoor/outdoor storage applications with out-swinging doors that share a center latching point.

Features

Standard Features

- Direct mount with common tools for strength and reliability
- For 5/8" to 7/8" [15.875mm to 22.225mm] thick cabinet doors
- Efficient, low power usage
- Noise suppression with included MOV
- Instant release circuit — no residual magnetism
- Fully sealed and for weather-proof operations
- Rust resistant — all ferrous metal surfaces plated for durability
- 10 ft. [3.05m] of jacketed, stranded conductor cable
- MagnaCare® lifetime replacement, no-fault, no questions asked warranty

Optional Features

- **B** BondSTAT® magnetic bond sensor — Patented (MBS)
- Use with CWB-32 bracket for mounting option on wood or concrete



MagnaCare
Warranty



Swinging
Door



Dual Voltage
12/24



Fire Rated



Outdoor
Rated



Preload

Specifications

Electrical

- Dual voltage 12/24 VDC
- 300 mA at 12 VDC / 150 mA at 24 VDC

Holding Force

- Static Strength 600 lbs (300 lbs per strike)

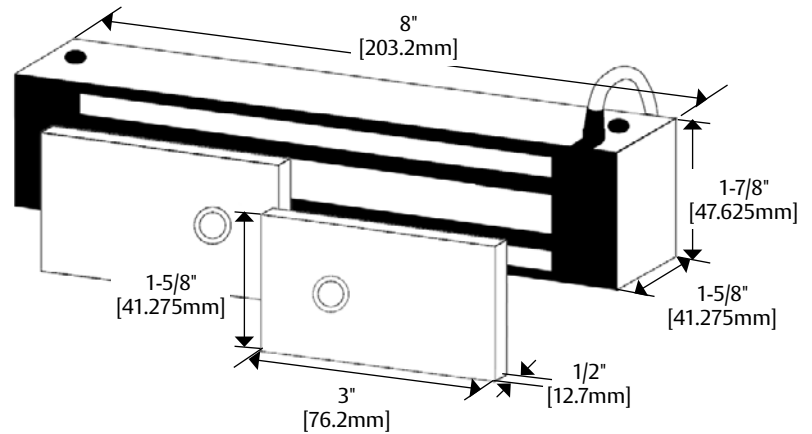
Environmental

- Operating Temperature: 40° to 140°F [-40° to 60°C]
- Indoor or outdoor use

Shipping Weight

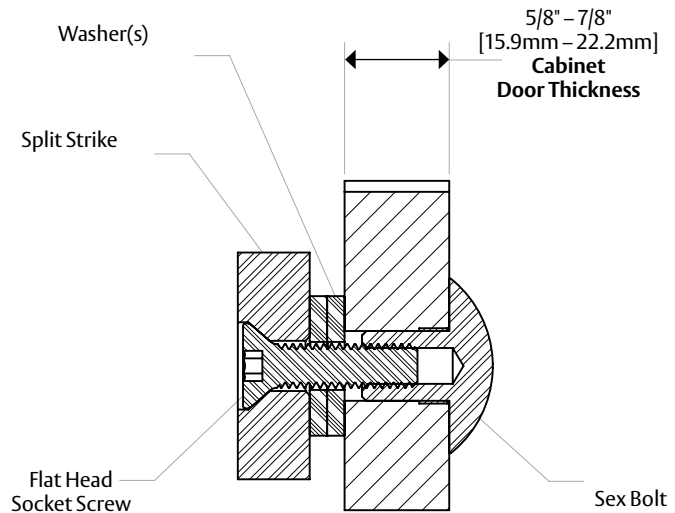
- 6 lbs [2.72kg]

Dimensions

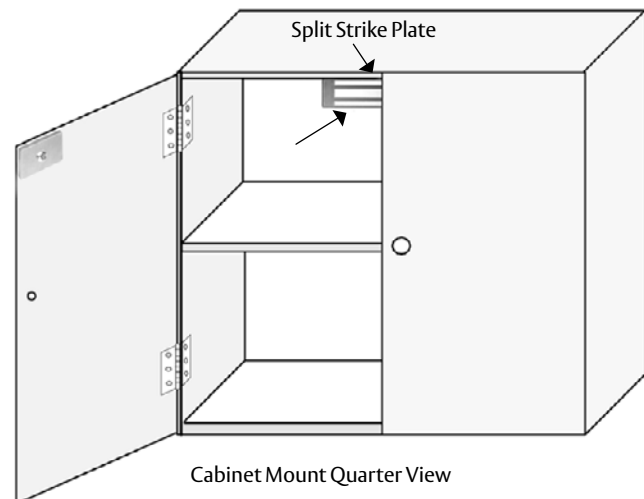


How to Order

MODEL SERIES	MONITORING OPTIONS	STRIKE PLATE OPTIONS
M32	B	-SS
M32 (600 lbs)	(blank) No Monitoring	(blank) Standard Strike
	B BondSTAT Monitor	SS Split Strike



Includes a shortened sex bolt for use on typical 3/4" MDF cabinet doors





Specialty Locks

GL1 Gate Lock

Electromechanical gate solution offers one ton of holding power



The heavy duty GL1 Electromechanical Gate Lock provides weather-resistant access control for a wide range of gate applications.

The GL1 provides 2,000 lbs of holding force for electrical and manually operated indoor or outdoor gates where preload is a concern. Ideal for swinging or sliding vehicle, pedestrian or stock gate access control.

Features

Standard Features

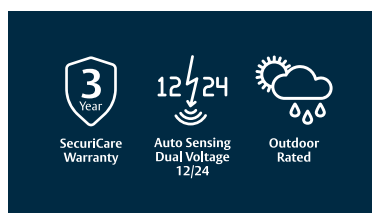
- 2,000 lbs holding force
- Operates under preload up to 100 lbs
- Automatic dual-voltage—no field adjustment required
- Accepts a standard mortise cylinder with Adams Rite MS cam for manual key override (not included, see spacer guide below)
- Self-aligning receiver (+/- 1/2" [12.7mm] horizontally) helps compensate for gate misalignment and sag
- Tamper resistant cast housing
- Optional latch status monitor
- Surface mount
- Securicare 3 yr statement:
- SecuriCare three-year, no-fault, no questions asked warranty

Optional Features

- **FL** Fail locked
- **FS** Fail safe
- **M** Monitoring option

Mortise Spacer Guide

CYLINDER LENGTH	SPACER REQUIRED
1" [25.4mm]	1/4" [6.35mm]
1-1/8" [28.5mm]	3/8" [9.5mm]
1-1/4" [31.75mm]	1/2" [12.7mm]



GL1 Gate Lock

Specifications

Certifications

- UL 294 Listed

Electrical

- 12 Volts Initial (*Peak*): (~1.0 sec.)
at 870 mA — Reduced: 290 mA
- 24 Volts Initial (*Peak*): (~1.0 sec.)
at 720 mA — Reduced: 170 mA

Holding Force

- 2,000 lbs [907kg]

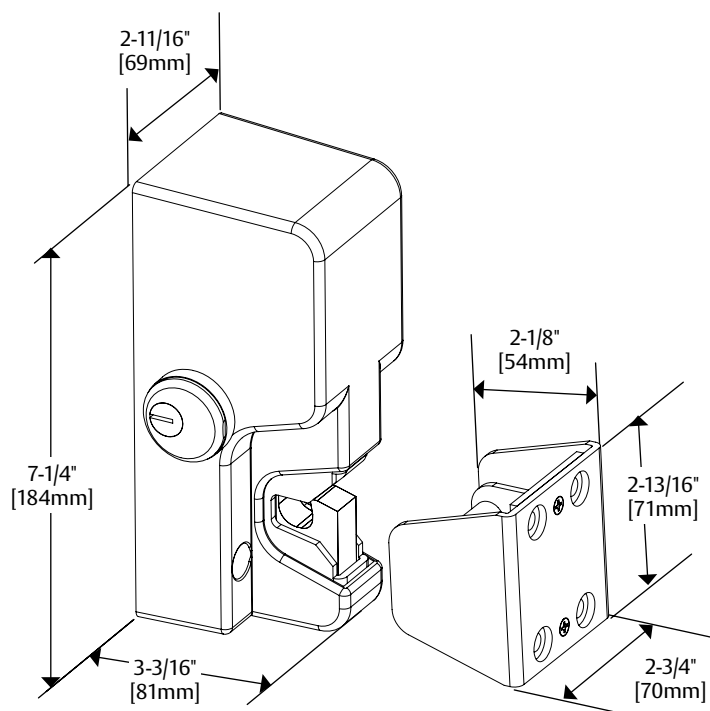
Operating Temperature

- -58° to 167°F [-50° to 75°C]
- Indoor or outdoor use

Shipping Weight

- 6 lbs [2.72 kg]

Dimensions

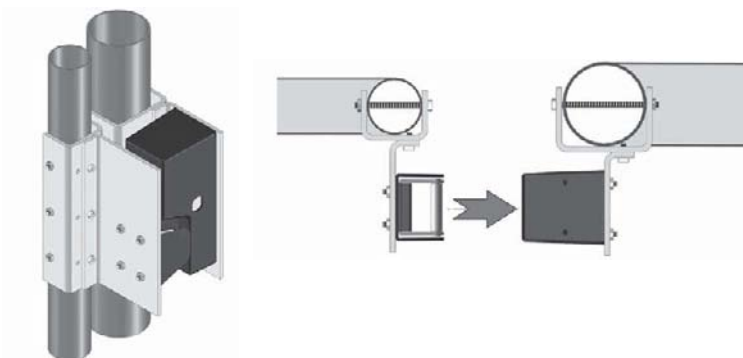


How to Order

MODEL SERIES	LOCK FAIL STATE	MONITORING OPTIONS
GL1	– FS	M
GL1	FL Fail Locked (Fail Secure)	(blank) No Monitoring
	FS Fail Safe	M Monitored

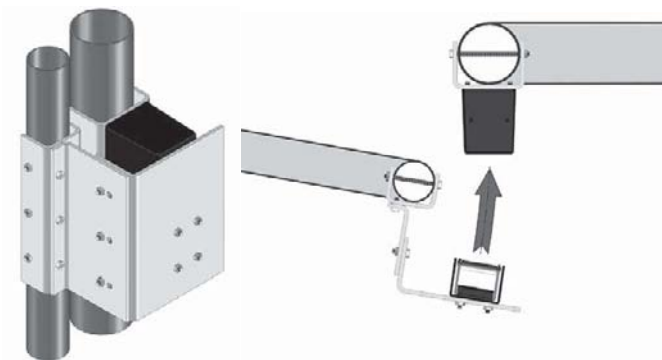
Sliding Gate

GL1 with FMK-SL
(sold separately) for sliding gates




Swinging Gate

GL1 with FMK-SW
(sold separately) for swinging gates



FMK Flex-Mount Gate Lock Bracket Kits

Bracket kits extend access control to gates and fences



The FMK Flex-Mount Bracket System is an intuitive set of mounting brackets designed exclusively for use with the M62FG Magnalock® and the GL1 Gate Lock.

Pre-formed post channels and plates of varying lengths make it easy for you to assemble a professional looking, high-security gate lock mounting platform in minutes, without special tools.

Features

Standard Features

- Permits electronics to be mounted on fence posts or gate posts
- Brackets are reversible
- Bracket kits include brackets, mounting hardware and post shims
- Post brackets are pre-drilled
- Zinc-plated steel provides durability and long life
- Bolt on or weld for installation
- Compatible with maximum 3" [76.2mm] round post with minimum pole separation of 1" [25.4mm]
- Use with post shim brackets for smaller post sizes
- MagnaCare® lifetime replacement, no-fault, no questions asked warranty



Specifications

Shipping Weight

- 13.4 lbs [6.08kg]

Notes

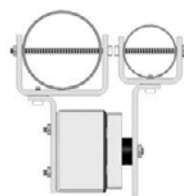
- M62FG and GL1 can be direct mounted on square posts
- To use FMK-SL with M62FG-SASM, post separation should be 1" to 2-1/4" [25.4mm – 57.15mm]
- To use FMK-SW with M62FG or GL1, post separation should be 1" to 2-3/4" [25.4mm – 69.85mm]
- To use FMK-SL with M62FG or GL1, post separation should be 1" to 3-3/4" [25.4mm – 95.25mm]

FMK Flex-Mount Kits

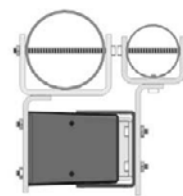
PART NUMBER	DESCRIPTION
FMB9-4	Post shim kit for Flex-Mount Brackets - (Set of 4)
FMK-SL	Flex-Mount Kit for Sliding Gate
FMK-SW	Flex-Mount Kit for Swing Gate

Sliding Gate

FMK-SL shown
with M62FG

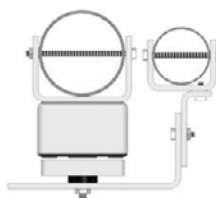


FMK-SL shown
with GL1


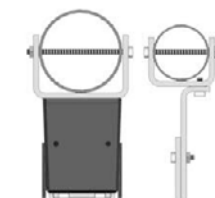


Swinging Gate

FMK-SW shown
with M62FG




FMK-SW shown
with GL1



MM15 MEMLOCK® Magnetic & Mechanical Lock

*4,000 lbs holding force,
bracket mounted, magnetic
electromechanical lock*



Unique hybrid design,
with two tons of
holding power.

The hybrid design of this magnetic electromechanical lock includes two springloaded, hardened steel jaws that deliver up to 4,000 lbs of ultimate holding power. In a forced-entry assault, the jaws of the MM15 MEMLOCK clamp down on the armature plate and hold firm, for an unmatched level of access control.

Features

Standard Features

- Efficient, low power usage
- Ideal for mental healthcare and auxiliary detention facilities and other high-risk locations
- Automatic dual-voltage — no field adjustment required
- Mounting plate for easy, accurate installation
- Size optimized for use with door closers
- Accepts AC or DC current
- Ultra-secure collapsing blind nuts mount to door frame for strength and reliability
- Fail Safe, but can be installed with a battery backup power supply
- MagnaCare® lifetime replacement, no-fault, no questions asked warranty

Optional Features

- **G** Gate conduit
- **D** Integrated Door Position Switch (DPS)
- **T** Anti-tamper switch

Accessory

- **TS** Tamper shield



MagnaCare
Warranty



Auto Sensing
Dual Voltage
12/24



PoE
Friendly



Fire Rated



Preload

Specifications

Certifications

- UL 10C Fire Rated, 1 hour
- CAN/ULC-S104 Listed

Electrical

- **AC Current:** 130 mA at 12 VAC; 250 mA at 24 VAC
- **DC Current:** 100 mA at 12 VDC; 200 mA at 24 VDC

Holding Force

- 4,000 lbs [1814 kg]

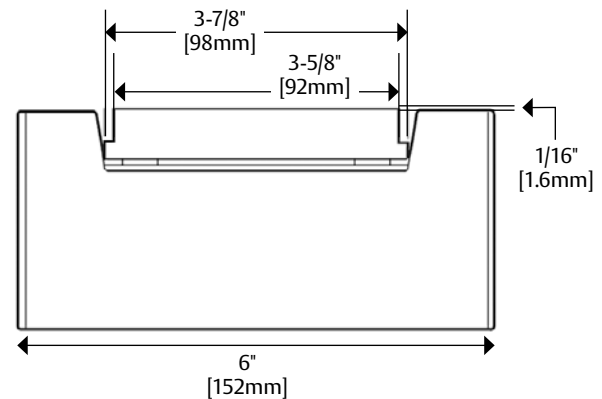
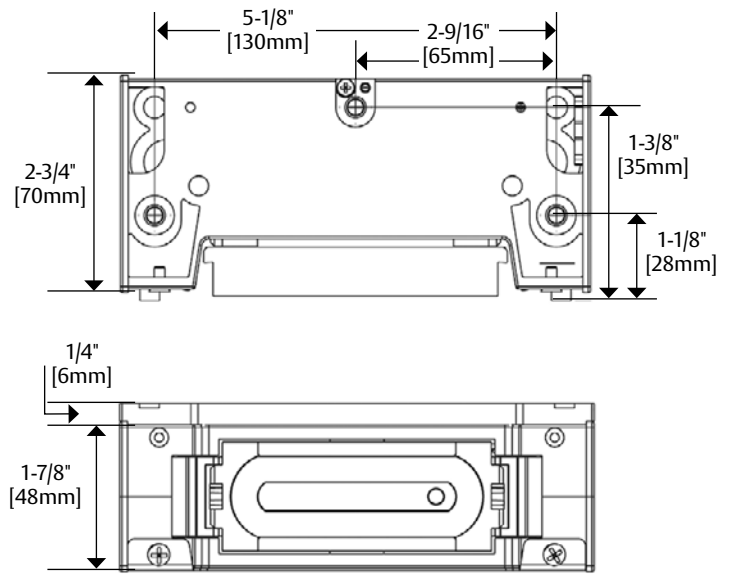
Operating Temperature

- -40° to 140°F [-40° to 60°C]
- Indoor use only

Shipping Weight

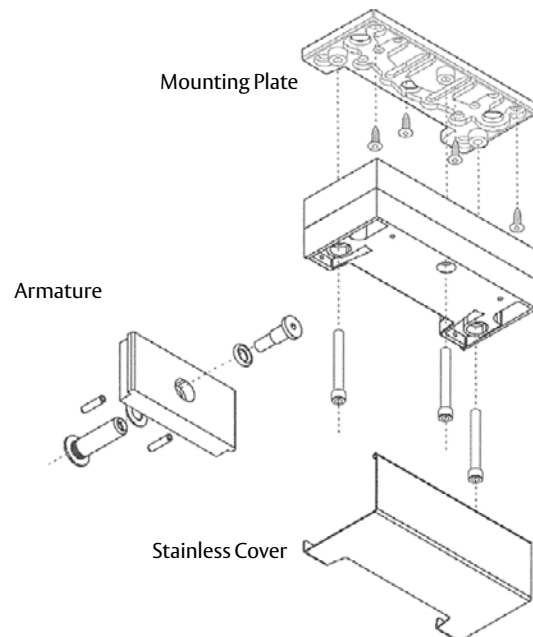
- 6 lbs [2.72kg]

Dimensions



How to Order

MODEL SERIES	MOUNTING METHOD	MONITORING OPTIONS
MM15	G	DT
MM15	(blank) Direct Mount G Gate Conduit	(blank) No Monitoring DT Door Position Switch and Tamper Switch



MM15 MEMLOCK® Accessories



SFP-MM15 Stop Filler Plate

- MagnaCare® lifetime replacement, no-fault, no questions asked warranty



PART NUMBER	DESCRIPTION
SFP-1/2BKMM15	SFP-1/2" for MM15, Black Finish
SFP-1/2CLMM15	SFP-1/2" for MM15, Clear Finish
SFP-3/8BKMM15	SFP-3/8" for MM15, Black Finish
SFP-3/8CLMM15	SFP-3/8" for MM15, Clear Finish
SFP-5/8BKMM15	SFP-5/8" for MM15, Black Finish
SFP-5/8CLMM15	SFP-5/8" for MM15, Clear Finish

MM15-TS Tamper Shield

The TS Tamper Shield completely encases the lock face, providing an added layer of protection against attempts to compromise or vandalize the magnetic locking mechanism.

- MagnaCare® lifetime replacement, no-fault, no questions asked warranty



PART NUMBER	DESCRIPTION
MM15-TS	Tamper Shield for MM15 — Stainless Steel

DC-MM15 Dress Cover


- Available in Black, Polished Brass or Satin Brass finish
- MagnaCare® lifetime replacement, no-fault, no questions asked warranty



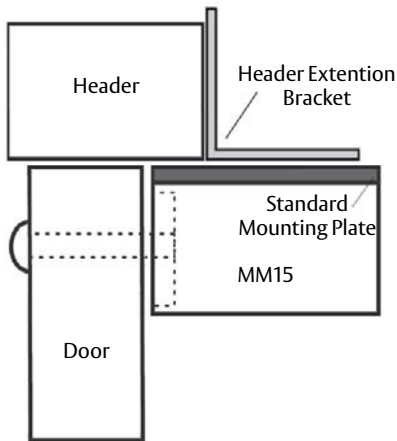
PART NUMBER	DESCRIPTION
DC-MM15BK	DC-MM15, Black
DC-MM15BP	DC-MM15, Polished Brass
DC-MM15BS	DC-MM15, Satin Brass

HEB-MM15 Header Extension Bracket

- MagnaCare® lifetime replacement, no-fault, no questions asked warranty



PART NUMBER	DESCRIPTION
HEB-1BK-MM15	HEB-1" for MM15 Series, Black Finish
HEB-1CL-MM15	HEB-1" for MM15 Series #130, Clear Finish
HEB-2BK-MM15	HEB-2" for MM15 Series, Black Finish
HEB-2CL-MM15	HEB-2" for MM15 Series #130, Clear Finish
HEB-3BK-MM15	HEB-3" for MM15 Series, Black Finish
HEB-3CL-MM15	HEB-3" for MM15 Series #130, Clear Finish

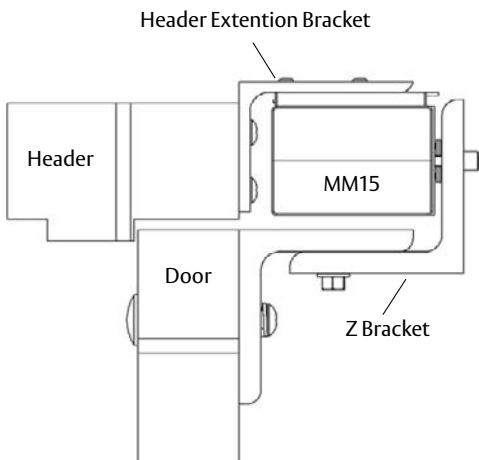


Z-MM15 Z Bracket Kit

- MagnaCare® lifetime replacement, no-fault, no questions asked warranty



PART NUMBER	DESCRIPTION
Z-MM15BK	Z-Bracket—MM15, Black
Z-MM15CL	Z-Bracket—MM15, Clear



M62FG – SASM Gate Magnalock®

*The shock absorbing 1,200 lbs
Magnalock solution for outdoor gates*



The M62FG-SASM is the only heavy duty Magnalock specifically designed to secure and protect gates.

This weatherproof unit delivers 1,200 lbs of holding force and comes equipped with conduit fittings and a special shock absorbing strike mount (SASM). This unique design dramatically prolongs the life of the lock, the gate and other hardware by controlling excessive impact between the strike plate and the magnet.

The SASM is also available as a separate retrofit kit and is compatible with M32, M62 or M82 Magnalock strike plates for areas prone to excessive force closures or slamming.

Features

Standard Features

- Flexible bracket options for swinging or sliding applications
- Fully sealed for weatherproof operations
- Includes universal threaded conduit fitting 1/2" [12.7mm] female – 3/4" [19mm] male
- 10 ft. [3.05m] of jacketed, stranded conductor cable
- Noise suppression with built-in MOV
- Automatic dual-voltage —no field adjustment required
- Rust resistant—all ferrous metal surfaces plated for durability
- MagnaCare® lifetime replacement, no-fault, no questions asked warranty

Optional Features

- **B** Patented BondSTAT magnetic bond sensor
- **D** Integrated Door Position Switch (DPS)
- **F** Face drilled
- **G** Gate conduit
- **SASM** Shock absorbing strike mount—shock absorption and rebound assistance for proper gate alignment



Grade 2



MagnaCare
Warranty



Auto Sensing
Dual Voltage
12/24



Fire Rated

Specifications

Certifications

- UL 10C Listed
- CAN4-S104, CAN/ ULC-S533 Listed
- ANSI/BHMA A156.23, Grade 2; E08511-1000 Compliant
- CSFM—California State Fire Marshal Approved

Dimensions

- 8"L x 1-3/4"D x 3"H
[203.2mm L x 44.45mm D x 76.2mm H]

Electrical

- 250 mA at 12 VDC
- 150 mA at 24 VDC

Holding Force

- 1,200 lbs [544kg]

Operating Temperature

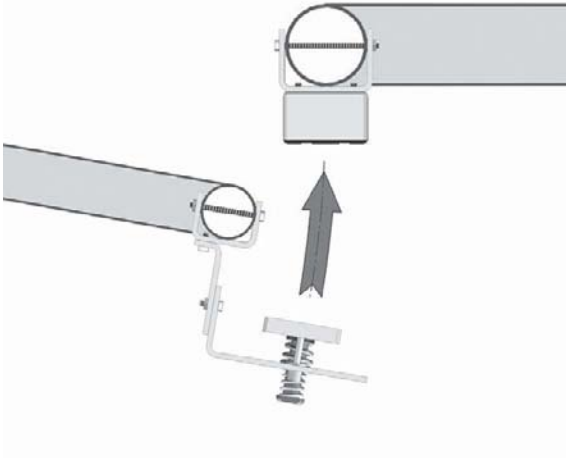
- -40° to 140°F [-40° to 60°C]
- Indoor or Outdoor use

Shipping Weight

- 12 lbs [5.44kg]

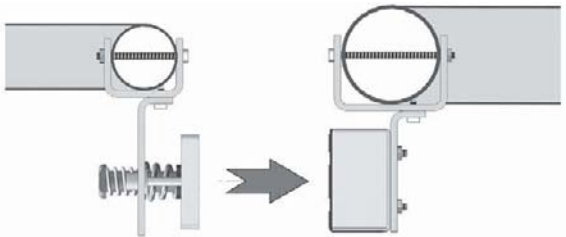
Swinging Gate

M62FG-SASM on Swinging Gate Using Flex-Mount Bracket Kit FMK-SW



Sliding Gate


M62FG-SASM on Sliding Gate Using Flex-Mount Bracket Kit FMK-SL



How to Order

MODEL SERIES	MOUNTING METHOD	STRIKE PLATE OPTIONS
M62	FG	– SASM
M62 1,200 lbs	FG Face drilled, gate conduit	SASM Shock Absorbing Strike Mount





Keypads & Card Readers

DK-12 Digital Keypad System

All-in-one keypad system for single door traffic control



The DK-12 standalone keypad is ideal for lower security applications such as traffic control.

Easy to install and to program, the one-piece DK-12 supports 99 user codes, including Passage mode and Lockout mode.

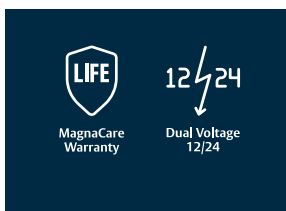
Features

Standard Features

- Single gang, stainless steel plate with low voltage mounting ring
- 12-key illuminated 3x4 keypad
- True 10-digit operation (10 digits plus * and # keys)
- 99 user code capability
- Easy programming from the keypad
- Passage mode and Lockout mode
- Configurable audible keystroke echo
- Red, green and yellow LEDs for status and programming feedback
- Fail secure or fail safe-capable
- Easy to install with simple hand tools
- 5A SPDT timed, control relay output
- Request to exit (REX) input
- Primarily for indoor applications
- US32D/630 Satin Stainless Steel finish
- MagnaCare® lifetime replacement, no-fault, no questions asked warranty

Accessories

- **WCC** Weather-resistant cover
- **WBB** Weather-resistant backbox



Specifications

Electrical

- 100 mA at 12 or 24 VDC
325 mA at 12 or 24 VAC
- Max 30 Volt input
- 5A SPDT Relay

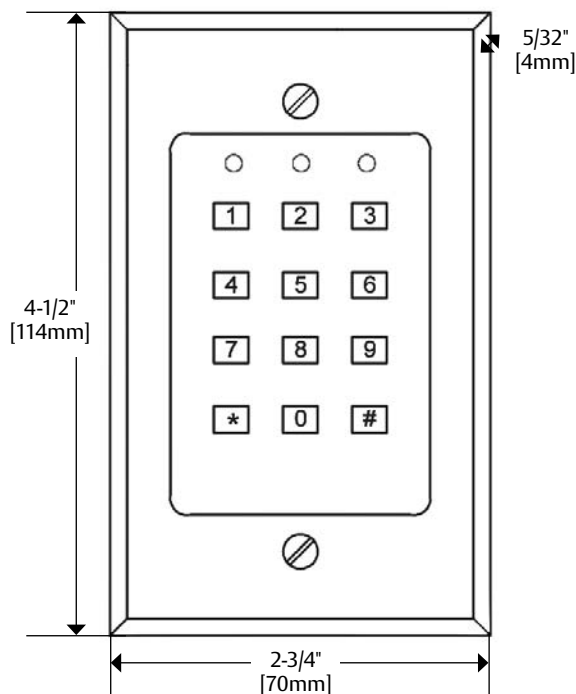
Operating Temperature

- -10° to 140° F [-23° to 60° C]

Shipping Weight

- 1lb [0.45 kg]

Dimensions



Need an Outdoor Solution?

WCC and WBB allow DK-12 to be mounted in outdoor locations not directly exposed to rain or snow.



Ordered Separately

DK-16 Digital Keypad System

*Secure, easy-to-program,
single-door control system*



The DK-16 digital keypad system provides medium/high security control of electric locks in a one- or two-door application where both doors have the same control needs.

The tamper-resistant keypad provides true ten-key operation for use and programming. Encased in a separate enclosure for secure installation in a protected area, the controller offers REX input and relay output for lock control, alarm shunt or other interfaces.

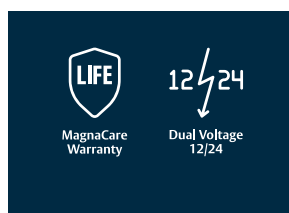
Features

Standard Features

- 12-key keypad with engraved and paint filled numbers
- Stainless steel plate
- Red, green and yellow LEDs for status and programming feedback
- Audible keystroke echo
- True 10-key operation (keys are not paired)
- 59 users with multiple entry codes
- User code and hard code disable feature
- Passage mode and Lockout mode
- Request to exit (REX) input
- 16 ft. [4.8m], 12 conductor, 22 gauge keypad cable
- US32D/630 Satin Stainless Steel finish
- MagnaCare® lifetime replacement, no-fault, no questions asked warranty

Accessories

- **WCC** Weather-resistant cover
- **WBB** Weather-resistant back box
- Keypad available as system or separately



Specifications

Electrical

- 12 VAC/VDC: 7 mA at rest; 160 mA active
- 24 VAC/VDC: 20 mA at rest; 190 mA active

Operating Temperature

- CPU: 32° to 158° F [0° to 70° C]
- Keypad: 32° to 110° F [0° to 43° C] Indoor use

Shipping Weight

- Keypad and Controller: 2.8 lbs [1.25 kg]

How to Order

MODEL SERIES	SPECIAL FEATURE
DK-16	P
DK-16 Keypad System	P Replacement Keypad only

Need an Outdoor Solution?

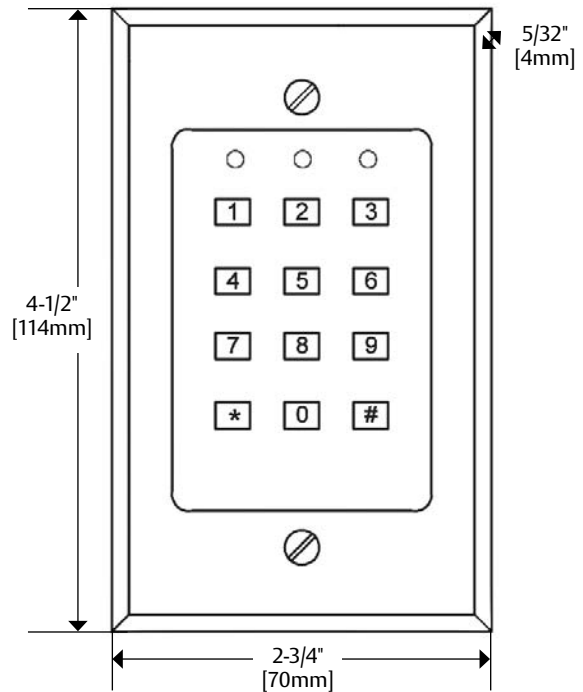
WCC and WBB allow DK-12 to be mounted in outdoor locations not directly exposed to rain or snow.



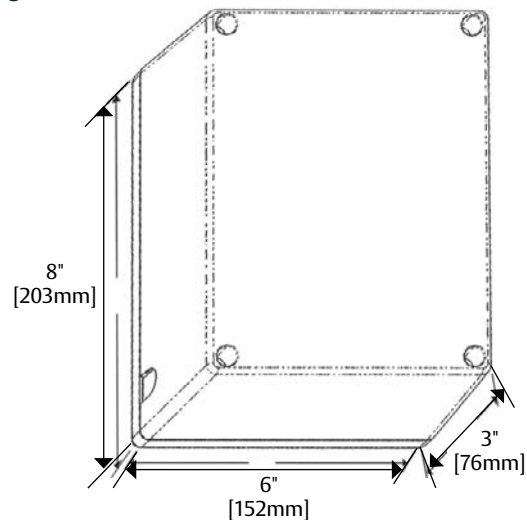
Ordered Separately

Dimensions

Keypad



Enclosure



DK-26 Digital Keypad System

Digital control system for narrow stile outdoor applications



The DK-26 digital keypad system provides medium/high security control of electric locks in one- or two-door applications where doors have the same control needs.

The fully weatherproof, rugged stainless steel keypad can be mounted in most outdoor environments. Encased in a separate enclosure for secure installation, the full-featured, easy-to-program, DK-26 is ideal for narrow stile applications.

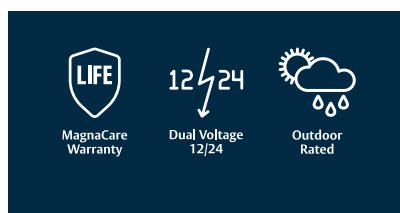
Features

Standard Features

- Cast stainless steel with 11 EPDM rubber keys
- Weatherproof and vandal resistant
- Mounts on a narrow mullion
- Audible keystroke echo
- True 10-key operation (keys are not paired)
- 59 users with multiple entry codes
- User code and hard code disable feature
- Passage Mode and Lockout Mode
- Request to exit (REX) input
- 16 ft. [4.8m], 12 conductor, 22 gauge keypad cable
- MagnaCare® lifetime replacement, no-fault, no questions asked warranty

Optional Features

- Keypad available as system or separately



Specifications

Certifications

- CE: EN 50091-1, EN 61000-6-2 Approved

Electrical

- 12 VAC/VDC: 7 mA at rest; 160 mA active
- 24 VAC/VDC: 20 mA at rest; 190 mA active

Operating Temperature

- CPU: 32° to 158° F [0° to 70° C]
- Keypad: -22° to 158° F [-30° to 70° C]
Indoor or Outdoor use

Shipping Weight

- 5 lbs [2.27kg]

Accessories

DK26-CPSS Cover Plate

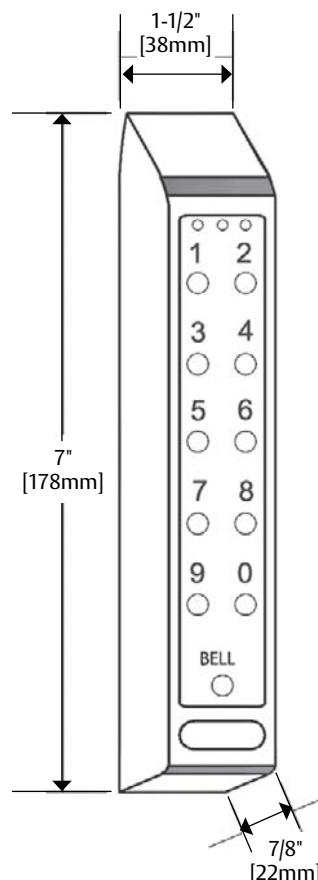
- Allows DK-26 and DK-37 to be mounted over a single gang box
- MagnaCare lifetime replacement, no-fault warranty

How to Order

MODEL SERIES	SPECIAL FEATURE	FINISH
DK-26	P	BK
DK-26 Keypad System	P Keypad only	BK Black Anodized SS Stainless Steel

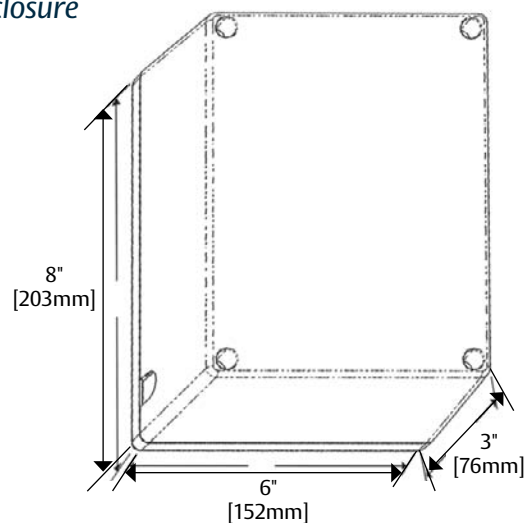
Dimensions

Keypad



DK-26 Cover Plate

Enclosure



DK-37 Digital Keypad

Digital keypad for narrow stile applications




The DK-37 digital keypad offers Wiegand output for universal compatibility with access control systems.

The fully weatherproof stainless steel keypad is designed for narrow stile applications.

Features

Standard Features

- 12-key cast stainless steel 2x6 keypad with silicone rubber keys
- Weatherproof and vandal resistant
- Dual-voltage 12 VDC or 24 VDC
- Mounts on narrow mullion
- Compatible with access control systems using Wiegand output
- Red, green and yellow LEDs for status and programming feedback
- Audible keystroke echo
- 16 foot [4.88m] cable included
- MagnaCare® lifetime replacement, no-fault, no questions asked warranty



Specifications

Electrical

- 12 VDC: 7 mA at rest; 35 mA active
- 24 VDC: 16 mA at rest; 75 mA active

Operating Temperature

- Keypad: -22° to 158° F [-30° to 70° C]
- Indoor or outdoor use

Endurance

- 1 million cycles

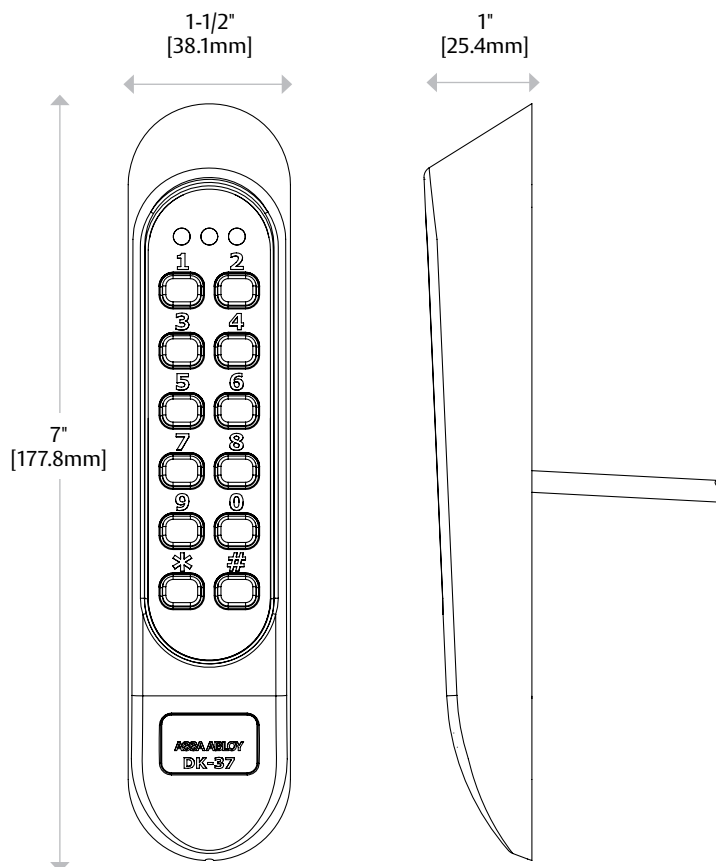
Shipping Weight

- 1.75 lbs [0.8 kg]

How to Order

MODEL SERIES	OUTPUT	FINISH
DK-37	W	BK
DK-37 Keypad	W Wiegand Output	BK Black Anodized SS Stainless Steel

Dimensions



DK-38 Digital Keypad

*Digital keypad
for indoor applications*



The DK-38 digital keypad offers Wiegand output for universal compatibility with access control systems.

The single gang illuminated keypad features true 10-key operation and a flush-mount stainless steel faceplate.

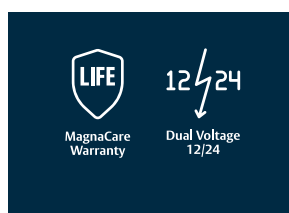
Features

Standard Features

- 12-key illuminated 3x4 keypad
- Dual-voltage 12 or 24 VDC
- Compatible with access control systems using standard Wiegand output
- Single gang mounting
- Red, green and yellow LEDs for status and programming feedback
- Tamper detection
- True 10-digit operation
- Audible keystroke echo
- 16 foot [4.88m] cable included
- US32D/630 Satin Stainless Steel finish
- MagnaCare® lifetime replacement, no-fault, no questions asked warranty

Accessories

- **WCC** Weather-resistant cover
- **WBB** Weather-resistant back box



Specifications

Electrical

- 12 VDC: 24 mA at rest; 52 mA active
- 24 VDC: 50 mA at rest; 110 mA active

Operating Temperature

- 32° to 110° F [0° to 43° C]
- Indoor use

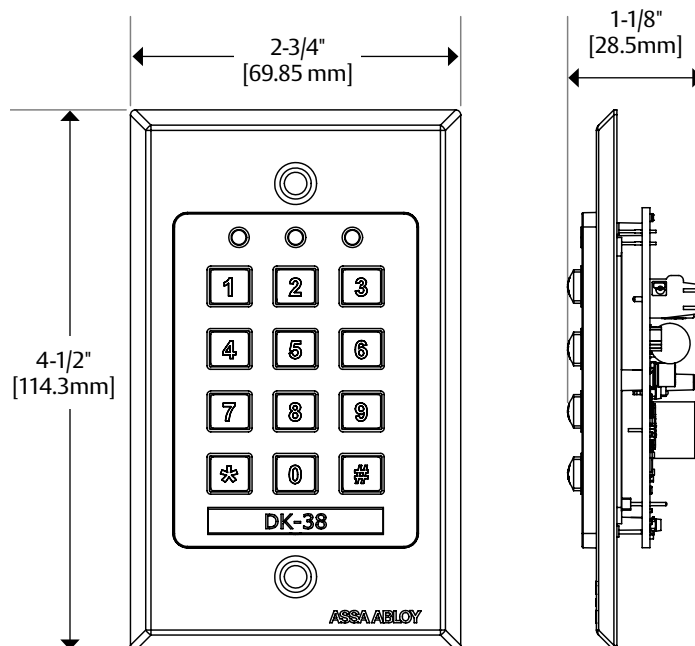
Endurance

- 1 million cycles

Shipping Weight

- 1.5 lbs [0.68 kg]

Dimensions




How to Order

MODEL SERIES	OUTPUT
DK-38	W
DK-38 Keypad	W Wiegand Output

Need an Outdoor Solution?

WCC and WBB allow DK-12 to be mounted in outdoor locations not directly exposed to rain or snow.



Ordered Separately

R100 Aperio® Wireless Card Reader

*Surface mounted,
no drilling required*



The R100 surface mounted wireless card reader offers a cost effective, aesthetically pleasing way to extend access control to glass, metal or stone surfaces without the need for cutting or drilling.

A retrofit solution capable of being installed in minutes that compliments virtually any ASSA ABLOY electrified locking device. Provides flexible, robust retrofit options for entryways unlike any the industry has seen before.

Features

Standard Features

- For use on glass or metal surfaces
- 2.4 GHz Aperio wireless technology
- Supports HID multiCLASS SE® card technologies
- Supports NFC & BLE mobile credentials
- Integrates with existing access control systems and ID badges
- Audit trail limited by EAC system
- LEDs indicate valid/invalid entries; Red/Amber or Green/Amber
- Black finish
- SecuriCare three-year, no-fault, no questions asked warranty

Accessories

- **R100-DCA** R100 adhesive Aluminum dress cover plate
- **EXT-10-ANT** Aperio® Hub External Antenna (Omni-directional)
- **APD10USB** Aperio Radio Dongle*
- **ACC10** Credential Test Cards

* Only available through ACP/CI channel



NOTE: The R100 card reader is available as either a pre-paired reader and hub kit (no certification required) or as a field configurable component (requires Aperio® Certified Integrator certification). Pre-paired kits support limited features, field configured devices are required in order to support all options. Visit IntelligentOpenings.com to learn more.



SECURITRON
ASSA ABLOY

US securitron.com | 800 626 7590 | customerservice.securitron@assaabloy.com

Canada assaabloydss.ca | 800 461 3007 | sales.dss.ca@assaabloy.com

Specifications

Certifications

- FCC Part 15 & Industry Canada Compliant
- CE RED – Radio Equipment Directive – 2014/53/EU
- RoHS Compliant

Electrical

- Estimated Battery Life: 50,000 Cycles
- (2) "AA" lithium batteries (included)
AA Lithium Batteries required. Use of other types of batteries, such as alkaline, will significantly decrease battery life.
- microUSB port for emergency power

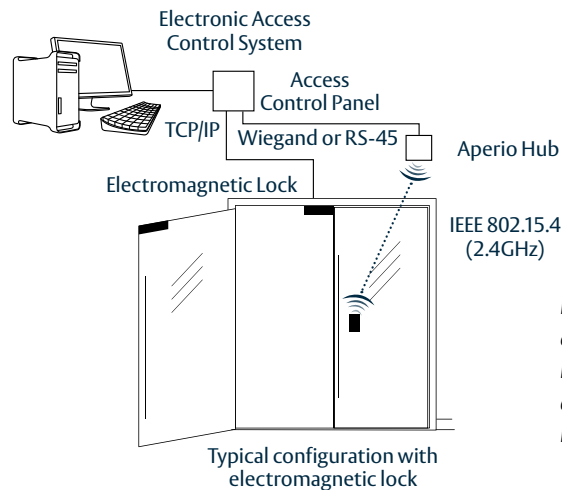
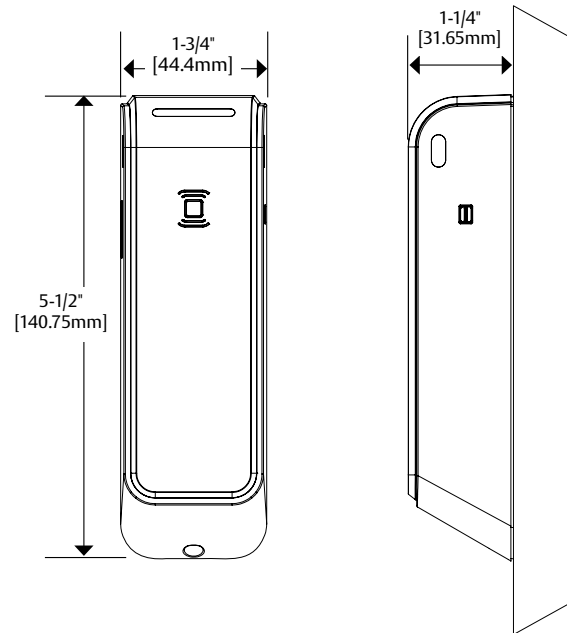
Environmental

- Operating Temperature
-13° to 140° F [-25° to 60° C]
- Tested to meet IP65

Card Technology: HID® multiCLASS SE®

- **High Frequency (13.56 MHz)**
 - HID iCLASS®
 - HID iCLASS SE® (SIO®-enabled)
 - HID iCLASS® Seos®
 - HID MIFARE® SE
 - HID DESFire® EV1 SE
 - MIFARE CLASSIC
 - DESFire® EV1
 - DESFire® EV2 (Legacy Mode)
- **Low Frequency (125 kHz)**
 - HID Prox®
 - AWID
 - EM4102
 - IOProx
- NFC
- HID BLE Mobile Access
- SEOS iOS Apple Wallet

Dimensions



Local wireless communication eliminates the cost and inconvenience of wiring in and around the door, without the hassle of complex site surveys.

How to Order

SERIES	OPTIONS	CARD TECHNOLOGY	COLOR
R100	H	– IPS	– B
R100 Card Reader	(Blank)* Field configured to work with AH20, AH30, or AH40 wireless hubs	IPS HID iCLASS®, HID iCLASS SE® (SIO-enabled), HID iCLASS® Seos™, HID MIFARE® SE, HID DESFire® EV1 SE, MIFARE Classic, MIFARE DESFire EV1, NFC-enabled Mobile Phones: HID Mobile Access (NFC), Seos Apple Wallet (NFC)	B Black
	H Factory paired with AH20 1:1 Wiegand Hub	IPEXXXXX† Same as IPS but with factory loaded HID Elite Credential	
		BIPXXXXX**† HID iCLASS, HID iCLASS SE (SIO-enabled), HID iCLASS Seos, HID MIFARE SE, HID DESFire EV1 SE, MIFARE Classic, MIFARE DESFire EV1, NFC & BLE-enabled Mobile Phones: HID Mobile Access (BLE and NFC), Seos Apple Wallet (NFC)	
		BIPEXXXXX**† Same as BIPS but with factory loaded HID Elite Credential	

* Only available through ACP/CI channel. ** XXXXX is a unique or customer specific key that is only reorderable for that specific company.

† HID authorization form will need to be filled out and signed by the end user who has authority of the ELITE KEY.

DR100 Aperio® Wireless Card Reader with Relay

*Surface mounted reader
with configurable relays.*



The DR100 is the industry's first universal I/O module with built in reader and Aperio wireless technology.

This unique hardpowered product is designed to activate traditional electrified hardware, providing the flexibility to secure the most challenging openings. Applications may include turnstiles, overhead doors, loading dock doors and roof access where an integrated wireless lock cannot be used.

The DR100 supports HID multiclass SE and NFC/BLE mobile access card technologies, easily interfacing with existing access control systems to extend real-time, cost-effective security to more openings.

Features

Standard Features

- 2.4 GHz Aperio wireless technology
- Integrates with existing access control systems and ID badges
- Supports HID multiCLASS SE® card technologies
- Supports NFC & BLE mobile credentials
- Audit trail limited by EAC system
- Multiple installation options
- Configurable onboard relays
- Dry/Wetted inputs and outputs
- Real time monitoring for DPS
- LEDs indicate valid/invalid entries, Red/Amber or Green/Amber
- Black finish
- Securicare three-year, no-fault, no questions asked warranty

Accessories

- **EXT-10-ANT** Aperio® Hub External Antenna (Omni-directional)
- **SIK** Secure Installation Kit for electronic separation between secured and unsecured sides of opening
- **HSA-HE** Heater Element only (used with standard installation only)
- **APD10USB** Aperio Radio Dongle*
- **ACC10** Credential Test Cards

* Only available through ACP/CI channel

Specifications

Certifications

- FCC Part 15 & Industry Canada Compliant
- RoHS Compliant
- UL294 Listed - Indoor & Outdoor Rated

Electrical

- Power 12-24 VDC
- (3) Relays (Dry or Wetted) Rated at 2 A/30 VDC
- (2) DPS Inputs (acts as a single input)

Operating Temperature

- Operating Temperature without Heater Element
-13° to 140° F [-25° to 60° C]
- Operating Temperature with Heater Element
-40° to 140° F [-40° to 60° C]
- Tested to meet IP65



SECURITRON
ASSA ABLOY

US securitron.com | 800 626 7590 | customerservice.securitron@assaabloy.com

Canada assaabloydss.ca | 800 461 3007 | sales.dss.ca@assaabloy.com

NOTE: The DR100 is only available as a field configurable component which requires Aperio® Certified Integrator certification. Visit IntelligentOpenings.com to learn more.

Credential Support

High Frequency (13.56 MHz)

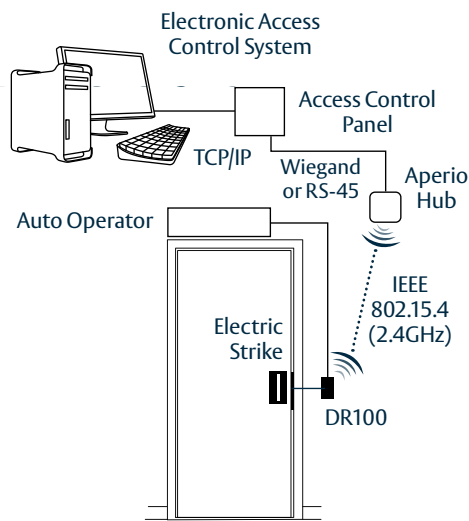
- HID iCLASS®
- HID iCLASS SE® (SIO®-enabled)
- HID iCLASS® Seos®
- HID MIFARE® SE
- HID DESFire® EV1 SE
- MIFARE CLASSIC
- DESFire® EV1
- DESFire® EV2 (legacy mode)

Low Frequency (125 kHz)

- HID Prox®
- AWID
- EM4102
- IOProx

Mobile Access Credentials

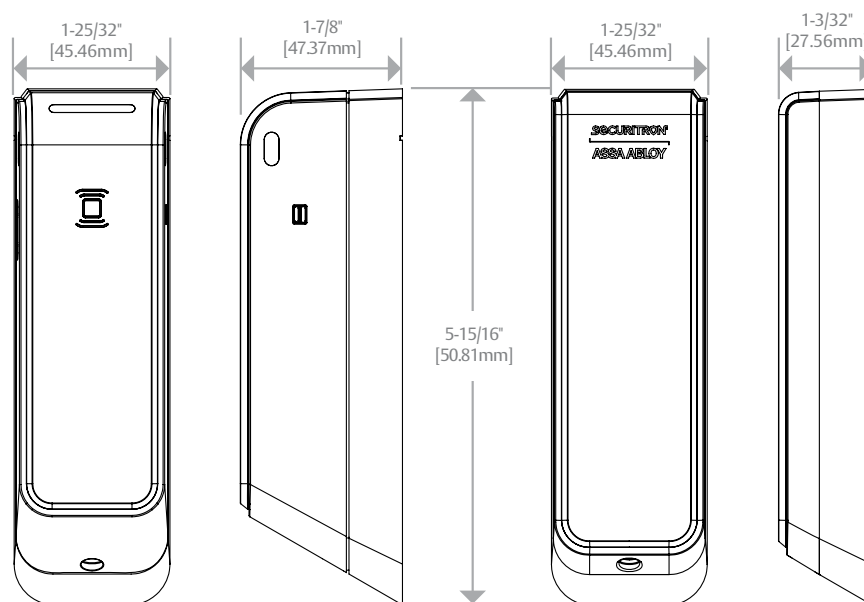
- NFC
- HID BLE Mobile Access
- SEOS iOS Apple Wallet



Local wireless communication eliminates the cost and inconvenience of wiring back to a control panel, without the hassle of complex site surveys.

Typical configuration with electromechanical lock

Dimensions



Standard Installation


Secure Installation

How to Order

SERIES	MODEL	OPTIONS	CARD TECHNOLOGY
DR100	C		-IPS
DR100 Card Reader with Relay	(Blank) Standard Model	(Blank)* Field configured to work with AH20, AH30, or AH40 wireless hubs	IPS HID iCLASS®, HID iCLASS SE® (SIO-enabled), HID iCLASS® Seos™, HID MIFARE® SE, HID DESFire® EV1 SE, MIFARE Classic, MIFARE DESFire EV1, NFC-enabled Mobile Phones: HID Mobile Access (NFC), Seos Apple Wallet (NFC)
	C DR100 + SIK: Secure Installation Kit		IPEXXXXX† Same as IPS but with factory loaded HID Elite Credential
	E DR100 + HE: Heater Element		BIPSXXXXX**† HID iCLASS, HID iCLASS SE (SIO-enabled), HID iCLASS Seos, HID MIFARE SE, HID DESFire EV1 SE, MIFARE Classic, MIFARE DESFire EV1, NFC & BLE-enabled Mobile Phones: HID Mobile Access (BLE and NFC), Seos Apple Wallet (NFC)
			BIPEXXXXX**† Same as BIPS but with factory loaded HID Elite Credential

* Only available through ACP/CI channel. ** XXXXX is a unique or customer specific key that is only reorderable for that specific company.

† HID authorization form will need to be filled out and signed by the end user who has authority of the ELITE KEY.



Push Buttons & Egress Devices

XMS Exit Motion Sensor

Versatile motion detection for hands-free exit request



The XMS passive infrared (PIR) motion sensor request to exit (REX) device reliably detects motion near a door and releases its lock.

Versatile mounting options and an easily adjustable infrared beam pattern provide optimal coverage of the egress area for smooth, hands-free lock release and exit.

SAFETY NOTE: Securiton recommends that an emergency exit button, such as the EEB, be used in conjunction with the XMS to meet applicable building codes and specific life safety issues.

Features

Standard Features

- Passive infrared (PIR) request to exit (REX) device
- Automatically and reliably cuts power to the lock with no human intervention
- REX output
- Easily adjustable beam pattern
- Adjustable time relock
- MagnaCare® lifetime replacement, no-fault, no questions asked warranty

Specifications

Operation

- Indoor use only

Electrical

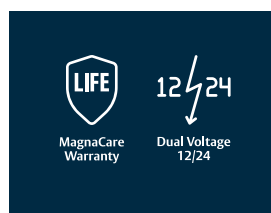
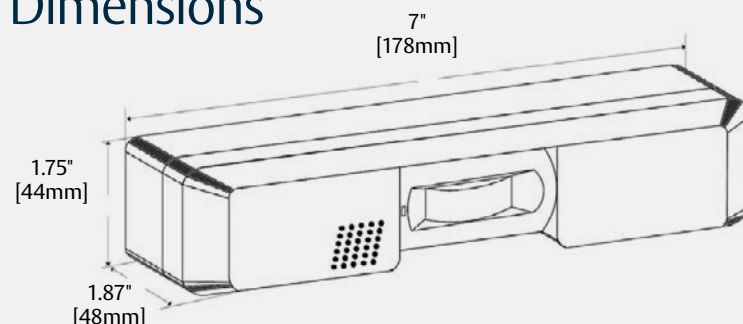
- 20 mA-50 mA (depending on switching status) at 12 or 24 VDC

Shipping Weight

- 0.5 lbs [0.23kg]



Dimensions



SECURITRON
ASSA ABLOY

US securiton.com | 800 626 7590 | customerservice.securiton@assaabloy.com

Canada assaabloydss.ca | 800 461 3007 | sales.dss.ca@assaabloy.com



EEB Emergency Exit Button

Redundant backup ensures safe egress



Install the EEB Emergency Exit Button next to the door to provide additional safety and redundancy as required by code when using a motion detector for a request to exit device.

NOTE: Securitron's UL294 certification indicates that when the EEB is used with the XMS Motion Sensor, it meets the NFPA Life Safety Code 101 requirements for exit of access-controlled egress doors.

Features

Standard Features

- Backup device in case of exit sensor failure per BOCA, NFPA, IBC, and VBC code
- Momentarily pressing the button releases the door for 30-seconds
- Re-triggerable for added 30-second release
- Interchangeable green and red lenses included standard
- MagnaCare® lifetime replacement, no-fault, no questions asked warranty

Optional Features

- Single gang
- Narrow stile
- EEB2 includes standard lenses plus blue ADA lens
- Illumination kits

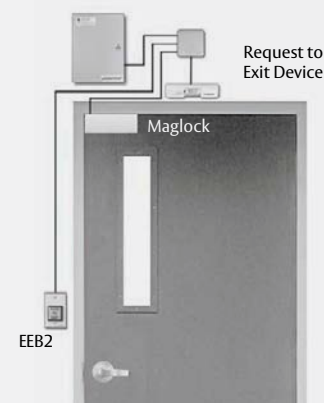
Specifications

Certifications (EEB2, EEB3N only)

- CSA-C22.2 No.205 Listed
- CSFM—California State Fire Marshal

Electrical

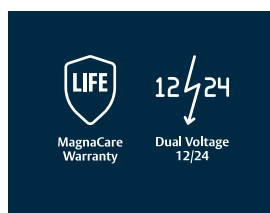
- 28 mA at 12 VDC
- 26 mA at 24 VDC
- 3A SPDT N/C Relay



How to Order

MODEL SERIES	LED LENS COLOR	MOUNTING METHOD
EEB	3	N
EEB Push Buttons	2 Green/ Red/ Handicap	(blank) Single Gang
	3 Green/Red	N Narrow Stile

NOTE: Not every combination above is possible. Please contact the factory if you need a combination of features not listed on this page



PB Series Push Buttons

Medium round illuminated push buttons



High quality Push Buttons are available in a broad selection of colors, sizes, switch types and outputs.

With a wide range of options for interchangeable lenses and field convertible outputs, push buttons can release any lock, alone or in conjunction with door closers and other hardware.

Features

Standard Features

- Includes interchangeable green and red lenses
- Red LED on plate
- Stainless steel single gang plate: 4-1/2" x 2-3/4" [114mm x 70mm]
- Field selectable 12 or 24VDC
- MagnaCare® lifetime replacement, no-fault, no questions asked warranty

Specifications

Electrical

- 5 mA at 12 or 24VDC
- 7 A rated DPST contacts

How to Order

MODEL SERIES		SWITCH TYPE	
PB		A	
PB	Push Button	(blank)	Momentary Switch
		A	Alternate Switch

PB2 Series Push Buttons

*Large square illuminated
push buttons*



High quality Push Buttons are available in a broad selection of colors, sizes, switch types and outputs.

With a wide range of options for interchangeable lenses and field convertible outputs, push buttons can release any lock, alone or in conjunction with door closers and other hardware.

Features

Standard Features

- Easy to read 2" size
- Includes interchangeable green, red and blue ADA lenses
- Field selectable 12 or 24VDC
- MagnaCare® lifetime replacement, no-fault, no questions asked warranty

Optional Features

- Standard or Illuminated
- Single Pole-Double Throw
- Double Pole-Double Throw
- Red LED on plate

Specifications

Dimensions

- Stainless steel single gang plate: 4-1/2" x 2-3/4" [114mm x 70mm]

Electrical

- 29 mA at 12 VDC
- 40 mA at 24 VDC
- 5 A rated SPDT relay
- PB22 5 A rated DPDT relay

How to Order

MODEL SERIES	ILLUMINATION	SWITCH PULL / THROW
PB2		2
PB2 Push Button	(blank) Illuminated	(blank) Single Pole, Double Throw
	E Non-Illuminated	2 DPDT — Double Pole, Double Throw

NOTE: Not every combination above is possible. Please contact the factory if you need a combination of features not listed on this page.

PB3 Series Push Buttons

*Assorted sizes and colors
with a uniform look*



High quality Push Buttons are available in a broad selection of colors, sizes, switch types and outputs.

With a wide range of options for interchangeable lenses and field convertible outputs, push buttons can release any lock, alone or in conjunction with door closers and other hardware.

Features

Standard Features

- Includes interchangeable green and red lenses
- Field convertible from DPST to DPDT
- Field selectable 12/24VDC
- MagnaCare® lifetime replacement, no-fault, no questions asked warranty

Optional Features

- Red LED on plate; for no LED select (E)
- Momentary or for Alternate select (A)
- Illumination Light Kit (LK)

Specifications

Dimensions

- Stainless steel single gang plate: 4-1/2" x 2-3/4" [114mm x 70mm]
- Stainless steel narrow stile plate: 4-1/2" x 1-3/4" [114mm x 44mm]
- Black plastic surface mount: 3-7/8" x 2" [98mm x 51mm]

Electrical

- 29 mA at 12 VDC
- 40 mA at 24 VDC
- 3 A rated contacts

How to Order

MODEL SERIES	ILLUMINATION	SWITCH TYPE	MOUNTING METHOD
PB3	E	A	N
PB3 Push Button	(blank) Illuminated	(blank) Momentary Switch	(blank) Single Gang
	E Non-Illuminated	A Alternate Switch	2 Double Gang
			N Narrow Gang
			R Remote, Surface Mount

PB4L Series Push Buttons

*Stainless push button
with illuminated halo*



High quality Push Buttons are available in a broad selection of colors, sizes, switch types and outputs.

With a wide range of options for interchangeable lenses and field convertible outputs, push buttons can release any lock, alone or in conjunction with door closers and other hardware.

Features

Standard Features

- Illuminated green halo-style button
- Bi-color LED
- Tamper resistant
- MagnaCare® lifetime replacement, no-fault, no questions asked warranty

Specifications

Dimensions

- Stainless steel single gang plate: 4-1/2" x 2-3/4" [114mm x 70mm]
- Stainless steel narrow stile plate: 4-1/2" x 1-3/4" [114mm x 44mm]

Electrical

- 20 mA at 12 VDC
- 40 mA at 24 VDC
- 4 A rated contacts

How to Order

MODEL SERIES	SWITCH TYPE	MOUNTING METHOD	SWITCH PULL / THROW
PB4L	A	N	-2
PB4L Push Button	(blank) Momentary Switch	(blank) Single Gang	2 DPDT— Double Pole, Double Throw
	A Alternate Switch	N Narrow Gang	



MagnaCare
Warranty



Dual Voltage
12/24

PB5 Series Push Buttons

*Medium round, illuminated
push button*



High quality Push Buttons are available in a broad selection of colors, sizes, switch types and outputs.

With a wide range of options for interchangeable lenses and field convertible outputs, push buttons can release any lock, alone or in conjunction with door closers and other hardware.

Features

Standard Features

- Includes interchangeable green, red and blue ADA lenses
- Field convertible from DPST to DPDT
- Field selectable 12/24VDC
- MagnaCare® lifetime replacement, no-fault, no questions asked warranty

Specifications

Dimensions

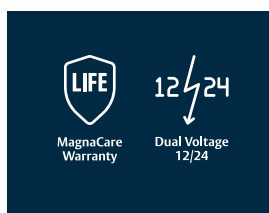
- Stainless steel single gang plate: 4-1/2" x 2-3/4" [114mm x 70mm]

Electrical

- 9 mA at 12 VDC
- 20 mA at 24 VDC
- 5 A rated contacts

How to Order

MODEL SERIES		ILLUMINATION	
PB5		E	
PB5	Push Button	(blank)	Illuminated
		E	Non-Illuminated



Push Button Selector Chart

PRODUCT	PLATE TYPE		BUTTON TYPE				SWITCH TYPE					ILLUMINATION OPTIONS		REQUIRED BOX CLEARANCE
	SINGLE GANG	NARROW STILE	GREEN BUTTON	RED BUTTON	BLUE ADA BUTTON	STEEL BUTTON	MOMENTARY	ALTERNATE	DPST	DPDT	SPDT	ILLUMINATED	LED COLOR	
EEB2	✓		✓	✓	✓		30-Seconds timed		Release hold timer					2" [51mm]
EEB3N		✓	✓	✓										1-1/2" [38mm]
PB	✓		✓	✓			✓		✓			✓	Red	1-3/4" [44.5mm]
PBA	✓		✓	✓				✓	✓			✓	Red	1-3/4" [44.5mm]
PB2	✓		✓	✓	✓		✓				✓	✓	Red	2" [51mm]
PB22	✓		✓	✓	✓		✓			✓		✓	Red	2" [51mm]
PB2E	✓		✓	✓	✓		✓				✓			2" [51mm]
PB3	✓		✓	✓			✓		✓	*		✓	Red	1-1/2" [38mm]
PB3A	✓		✓	✓				✓	✓	*		✓	Red	1-1/2" [38mm]
PB3AN		✓	✓	✓				✓	✓	*		✓	Red	1-1/2" [38mm]
PB3E	✓		✓	✓			✓		✓	*				1-3/8" [35mm]
PB3ER			✓	✓			✓		✓	*				surface mount
PB3EAR			✓	✓				✓	✓	*				surface mount
PB3EA	✓		✓	✓				✓	✓	*				1-3/8" [35mm]
PB3EAN		✓	✓	✓				✓	✓	*				1-3/8" [35mm]
PB3EN		✓	✓	✓			✓		✓	*				1-3/8" [35mm]
PB3N		✓	✓	✓			✓		✓	*		✓	Red	1-3/8" [35mm]
PB4L-2	✓					✓	✓			✓		✓	Bi**	1-3/4" [44.5mm]
PB4LA-2	✓					✓		✓		✓		✓	Bi**	1-3/4" [44.5mm]
PB4LN-2		✓				✓	✓			✓		✓	Bi**	1-3/4" [44.5mm]
PB4LAN-2		✓				✓		✓		✓		✓	Bi**	1-3/4" [44.5mm]
PB5	✓		✓	✓	✓		✓		✓	*		✓		2" [51mm]
PB5E	✓		✓	✓	✓		✓		✓	*				2" [51mm]

*All PB3 and PB5 Series can be field converted from DPST to DPDT.

**PB4 Series feature bi-colored LEDs.

Push Button Accessories



WCC



WBB

- WCC and WBB weatherize any single gang push button to permit mounting in outdoor locations not directly exposed to rain or snow.



PB2-LK



PB3-LK

- PB2-LK – Illumination kit for PB2E, PB5E & EEB2
- PB3-LK – Illumination kit for PB3E, PB3EN & EEB3N Series

MK Mortise Key Switch

Turns standard mortise cylinder into full featured key switch



The MK Mortise Key Switch supports electric lock control, alarm panel arming, reset and override when paired with any mortise cylinder 1-1/8" to 1-1/2".

Features

Standard Features

- 12 or 24 VDC
- Bi-color LED
- Backing bracket permits integration with any 1-1/4" [32mm] or 1-1/8" [28mm] mortise cylinder (not included)
- Support for 1-1/2" [38mm] cylinder using spacer ring and backset
- Additional switch position on backing bracket allows another switch to be activated by turning the key in the opposite direction
- 5A rated plunger switch
- Includes anti-tamper screws
- MagnaCare® lifetime replacement, no-fault, no questions asked warranty

Optional Features

- Momentary or Alternate
- SPDT or DPDT relay
- Narrow Stile, Single- or Double-Gang
- Local annunciation via Piezo sounder
- Additional switch add on
- 1-1/8" [28.5mm] Key Cylinder, 26D Finish, SC keyway

How to Order

MODEL SERIES	SWITCH TYPE	MOUNTING METHOD	SWITCH/SOUNDER
MK	A	N	2
MK Mortise Key Switch	(blank) Momentary Switch A Alternate Switch	(blank) Switch Gang P Double Gang N Narrow Gang	Z Audible 2 DPDT— Double Pole, Double Throw

NOTE: Not every combination above is possible. Please contact the factory if you need a combination of features not listed on this page.

KP1 Tubular Key Switch

Simple solution for exit, door release, manual override or reset



The KP1 Key Switch supports electric lock control; alarm panel arming, reset and override when paired with any tubular cylinder 1-1/8" to 1-1/2".

Features

Standard Features

- Stainless steel face plates
- 12/24 VD bi-color LED tubular style key switches
- Momentarily turning the key changes the state of the contacts
- Includes anti-tamper screws
- Includes two keys
- MagnaCare® lifetime replacement, no-fault, no questions asked warranty

Optional Features

- Momentary or Alternate

Specifications

Electrical

- 7A rated SPDT switch
- 40mA at 12 or 24VDC

How to Order

MODEL SERIES		SWITCH TYPE	
KP1		A	
KP1	Tubular Key Switch	(blank)	Momentary Switch
		A	Alternate Switch

Key Switch Selection Guide

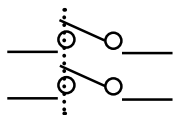
PRODUCT	SINGLE GANG	NARROW STILE	DOUBLE GANG	TUBULAR KEY	MOMENTARY	ALTERNATE	SPDT	DPDT
KP1	✓			✓	✓		✓	
KP1A	✓			✓		✓	✓	
MK	✓				✓		✓	
MK2	✓				✓			✓
MKA	✓					✓	✓	
MKA2	✓					✓	✓	✓
MKAN		✓				✓	✓	
MKAN2		✓				✓		✓
MKN		✓			✓		✓	
MKN2		✓			✓			✓
MKPZ			✓		✓		✓	
MKAPZ			✓			✓	✓	
MK ACCESSORIES								
MKS					✓		✓	
MKS2					✓			✓
MKSA						✓	✓	
MKSA2						✓		✓
MKC	✓	✓	✓					
MKC-KA	✓	✓	✓					

Single Pole – Single Throw (SPST)

Switches that have one input and one output (NO or NC) and turn on or off in response to the switch action

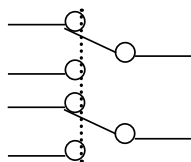
Single Pole – Double Throw (SPDT)

Switches with one input and two outputs. When the switch operation occurs, the connection shifts from output A to output B



Double Pole – Double Throw (DPDT)

Two SPDT switches that operate in tandem using one switch operation so that each connection shifts simultaneously from its primary output to its secondary output



Double Pole – Single Throw (DPST)

Two SPST switches that operate in tandem using one switch operation so that two outputs turn on or off simultaneously in reaction to the switch operation

Momentary Switch

A momentary switch changes state during activation and reverts to its original state upon deactivation. A doorbell is a common example of a momentary switch. A timer can be used to extend the effect of the switch operation for a specific amount of time.

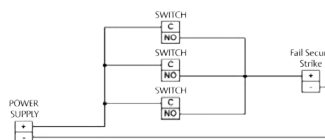
Alternate Switch

An alternate switch changes state upon activation and does not change back until reactivated. A light switch is a common example of an alternate switch. Alternate switches are also called maintained or latching switches

Normally Open Contacts (NO)

A normally open contact provides an open circuit where no current is flowing in its usual state.

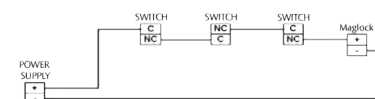
Wired in parallel for fail secure type electric locks (i.e. electric strike). Activating any switch will apply power, releasing the lock.



Normally Closed Contacts (NC)

A normally closed contact provides a closed circuit where current is flowing in its usual state.

Wired in Series for fail safe type electric locks (i.e. Maglocks). Activating any switch will break power, releasing the lock.



WSS-WSD Wave Sense® Switch

No-touch switch for hands-free activation



A new class of motion sensing technology for hands-free, contactless switch activation.

Use for request to exit (REX), activation or on/off switching to trigger a variety of access control devices in place of a push plate or push button.

Need an Outdoor Solution?



WCC

WBB

WCC and WBB allow the Wave Sense Switch to be mounted in outdoor locations not directly exposed to rain or snow

Features

Standard Features

- Active microwave motion sensing using Doppler radar that is more reliable than infrared sensors
- Adjustable sensing zone from 4" to 24" (102mm to 610mm) helps screen out incidental traffic
- FCC certified for use in general and medical environments
- Touchless activation for hands-free operation, reduces transmission of germs
- Pulse mode to initiate action or toggle mode to provide on/off switch
- Mounting ring included or install in standard plastic or metal gang box
- Water-resistant foam gasket included
- MagnaCare® lifetime replacement, no-fault, no questions asked warranty

Optional Features

- Weather-resistant cover
- Weather-resistant backbox
- Offered in a single-gang or double-gang model

Specifications

Certifications

- Electromagnetic compatibility to 2004/108/EC
- FCC: G9B-MS08 and IC: 4680A-MS08

Dimensions

- Single gang faceplate 4-1/2" x 2-3/4" [114mm x 70mm]
- Double gang faceplate 4-1/2" x 4-1/2" [114mm x 114mm]

Electrical

- Self-sensing 12 or 24 V DC or AC input ($\pm 10\%$)

Maximum Power

Consumption

- Less than 1.5 W (125 mA at 12 VDC) 1 A SPDT contact can be operated in toggle or pulse mode
- Pulse output: 0.5 seconds

Environmental

- Operating Temperature: -4° to 131° F [-20° to 55° C]
- Indoor use

Shipping Weight

- 0.5 lbs

SP-1 Touch Sense® Plate

Touch Sense technology in a wall-mount request to exit plate



The SP-1 uses touch sensing technology to create a push plate with no moving parts.

For indoor use only, the unit is oversized to cover a single gang cutout. Ideal to assist with ADA compliance, the unit includes a three-part vinyl "Touch to Exit" decal. A red LED is incorporated into the backbox.

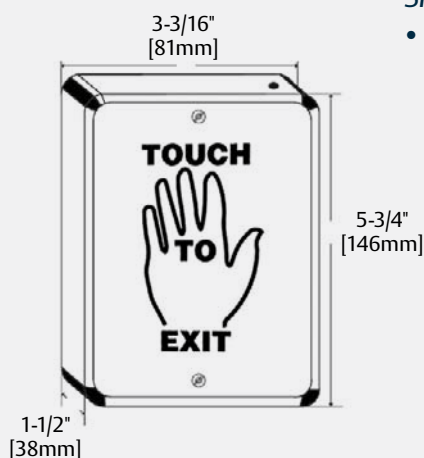


Features

Standard Features

- Internal 0-25 second timer
- Backup push button
- MagnaCare® lifetime replacement, no-fault, no questions asked warranty

Dimensions



Specifications

Electrical

- 40 mA at rest; 25 mA releasing at 12 or 24 VDC

Environmental

- Operating Temperature: 32° to 110° F [0° to 43° C]
- Indoor use only

Shipping Weight

- 1.5 lbs [0.68kg]

How to Order

MODEL SERIES	LABEL
SP-1	
SP-1 Touch Sense Plate, Clear Anodized	L Touch To Exit Label
	LH Handicap Label



MagnaCare
Warranty



Dual Voltage
12/24

MagnaCare[®] Lifetime Replacement Warranty

The Industry's Best Warranty

- **Lifetime** — We guarantee our products, and since we've been making Magnalocks for over 35 years that's a promise you can trust
- **No-Fault** — For any reason, including but not limited to installation error, vandalism or act of God
- **Tomorrow** — Replacement product is shipped at Securitron's expense, next day air if needed
- **Hassle Free** — No product registration is required


At Securitron, we pay special attention to the needs of our customers. Our 1.800.MAGLOCK sales and service support line puts you in touch with our knowledgeable and friendly team to assist you with the smallest detail, or the most difficult application, including free wiring diagrams. In 1999, introduced the first "no strings attached" warranty program called MagnaCare, because we believe quality products and quality service should be the expectation, not the exception.

Select products are covered under Securitron's other warranty programs. Full details are available at securitron.com.



DSB Dual Sense® Bar

Dependable touch and mechanical release for superior safety and redundancy



The dependable DSB Dual Sense Bar is the most reliable exit device available for electronically locked, non-fire-rated doors.

Its unique design delivers superior fault tolerance with two independent, redundant switch circuits for releasing the lock. The DSB can be installed on all types of interior metal, aluminum or wood doors. Meets “no special tools or knowledge” criteria required by code.

Features

Standard Features

- Redundant switches
- Release triggered by either 1/8" [3mm] mechanical movement or reliable touch sense technology
- Resistant to interference from radio frequency or electromagnetic frequency and external impact/ bounce attempts
- All metal construction
- Can be field cut to fit non-standard door widths
- 16 ft. [4.8m] 22 AWG 6 conductor cable and armored door cord included
- Resists electrostatic discharge up to 27,000 volts
- MagnaCare® lifetime replacement, no-fault, no questions asked warranty

Optional Features

- **36** 36" [914mm] Length
- **42** 42" [1,067mm] Length
- **48** 48" [1,219mm] Length
- **EL** ElectroLynx® ready
- **I** Illuminated via fiber optics
- Through-bolt kit for doors 1-3/4" to 2-1/4" [44.5mm to 57mm] thick
- Cover plates per DSB



Specifications

Certifications

- CAN/ULC-S533 Listed
- UL 294 Listed
- CSA-C22.2 No. 205 Listed
- NFPA 101

Electrical

- Dual Sense Bar Only—
24 mA at 12 or 24 VDC
- Dual Sense Bar with Illumination—
44 mA at 12 or 24 VDC

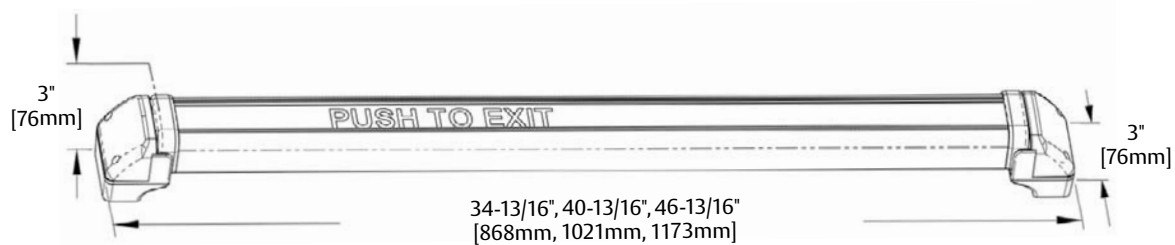
Environmental

- Operating Temperature: 32°
to 120° F [0° to 49° C]
- Indoor use only

Shipping Weight

- 6 lbs [2.72kg] to 8 lbs [3.63kg]
depending on length

Dimensions



How to Order

CONNECTOR STYLE	MODEL SERIES	FINISH	ILLUMINATION	BAR LENGTH
EL	– DSB	– CL	I	42
(blank) None	DSB Dual Sense Bar	BK Black Anodized	(blank) Non Illuminated	(blank) 36" Length
EL Electrolynx		CL Clear Anodized	I Illuminated	42" 42" Length
				48" 48" Length

NOTE: Not every combination above is possible. Please contact the factory if you need a combination of features not listed on this page.

TSB Touch Sense® Bar

*Touch-triggered release
for reliable egress*



The TSB Touch Sense Bar provides touch-triggered release of electronically locked, non-fire-rated doors.

Touching the bar, even through light gloves or clothing, triggers an electronic sensor that releases the lock. For indoor use only, the TSB installs easily on all types of metal, aluminum or wood frame doors. Meets "no special tools or knowledge" criteria in code requirements.

Features

Standard Features

- Can be field cut to accommodate non-standard openings up to 48" [1219mm]
- Activates a 2A DPST rated relay when touched (no mechanical movement) which will allow free egress, or initiates the delay on an exit delay timer
- Backup push button included
- 16 ft. [4.8m] 22 AWG 6 conductor cable and armored door cord included
- Available ElectroLynx® ready
- MagnaCare® lifetime replacement, no-fault, no questions asked warranty

Optional Features

- **36** 36" [914mm] Length
- **42** 42" [1,067mm] Length
- **48** 48" [1,219mm] Length
- **EL** ElectroLynx® connectors
- **D** Dummy bar with no release function
- Through-bolt kit for doors up to 2-1/4" [57mm] thick (TSB-TDM)
- Cover plates for retrofit of competitor products (TCP-BK)
- Trailing edge timer



Specifications

Certifications

- UL 294 Listed
- CSA-C22.2 No. 205 Listed
- CSFM—California State Fire Marshal Approved
- CE: EN 50091-1, EN 61000-6-2 Approved

Electrical

- 50 mA at rest; 12 mA operating at 12 or 24 VDC

Environmental

- Operating Temperature: 32° to 110° F [0° to 43° C]
- Indoor use

Shipping Weight

- 7 lbs [3.18kg] to 9 lbs [4.08kg] depending on length

Dimensions



How to Order

CONNECTOR STYLE	MODEL SERIES	FINISH	SPECIAL FEATURES	BAR LENGTH
EL	– TSB	– CL	T	– 42
(blank) None	TSB Touch Sense Bar	BK Black Anodized	T Trailing Edge Timer 3 sec	(blank) 36" Length
EL ElectroLynx		CL Clear Anodized		42" 42" Length
				48" 48" Length

NOTE: Not every combination above is possible. Please contact the factory if you need a combination of features not listed on this page.

EMB Electromechanical Bar

Mechanical activation for electronic lock release in a reliable, durable exit bar



Use the Electromechanical Bar (EMB) on electronically locked, non-fire-rated doors or as an initiate device for a delayed egress timer.

Pressing the bar activates internal mechanical switches that release the lock. Optional waterproof switches are available, which allow the EMB to function in protected outdoor applications. Meets "no special tools or knowledge" criteria for code requirements.

Features

Standard Features

- Low profile design requires only 1/4" [6.35mm] movement for activation
- Can be field cut to accommodate non-standard openings up to 48" [1219mm]
- Uses same mounting pattern as the TSB and DSB
- Direct retrofit for some competitor footprints
- Mechanical action activates a DPDT relay
- 5A rated output to allow free egress or initiate an exit delay timer
- Redundant switches ensure reliable, fault-tolerant operation
- All metal construction
- 16 ft. [4.8m] 22 AWG 6 conductor cable and armored door cord included
- MagnaCare® lifetime replacement, no-fault, no questions asked warranty

Optional Features

- **36** 36" [914mm] Length
- **42** 42" [1,067mm] Length
- **48** 48" [1,219mm] Length
- **W** Weather-resistant upgrade
- Cover plates for retrofit of competitor products (TCP-BK-CL)



EMB Electromechanical Bar

Specifications

Certifications

- UL 294 Listed
- CAN/ULC -S533

Electrical

- Max current 1.5A at 30VDC

Environmental

- Operating Temperature:
-4° to 185° F [-20° to 85° C]
- Indoor operation
- Optional weather-resistant switches

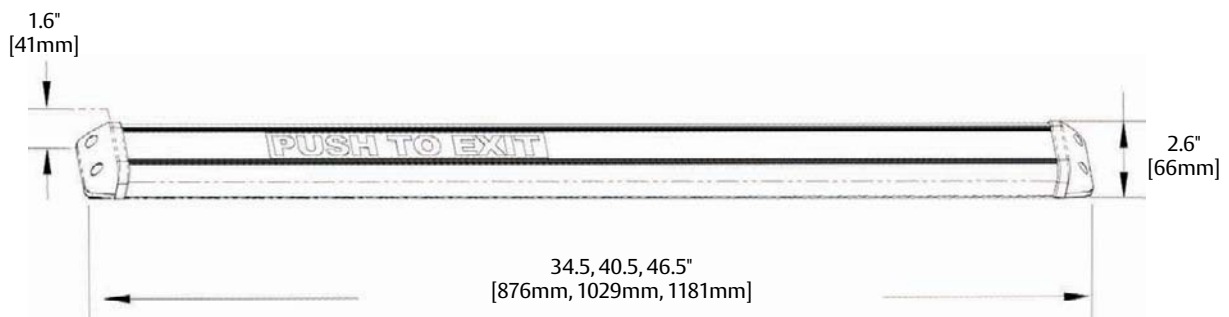
Shipping Weight

- 7 lbs [3.18kg] to 9 lbs [4.08kg]
depending on length



TCP covers unwanted holes from previously installed exit bars, strengthens the mounting area and provides a clean look.

Dimensions




How to Order

CONNECTOR STYLE		FINISH	BAR LENGTH
EMB		- CL	- 42
EMB	Electromechanical Bar	BK Black Anodized	(blank) 36" Length
WEMB	Weather Resistant Electromechanical Bar	CL Clear Anodized	42" 42" Length
			48" 48" Length

NOTE: Not every combination above is possible. Please contact the factory if you need a combination of features not listed on this page.

TSH Touch Sense® Handle

Compact push or pull egress alternative for electronic lock release



Sized to conceal existing mounting holes, the TSH Touch Sense Handle replaces standard pulls on aluminum doors to allow electronic lock release for egress.

With flexible options, it works equally well on in-swing doors or as a push-open device for out-swing doors, offering a clean look on aluminum frame glass doors.

Features

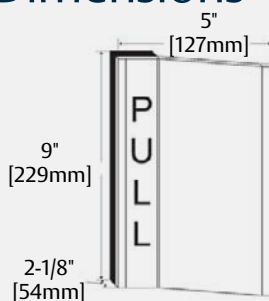
Standard Features

- For use on any push, pull or swing-through door
- Activates electronic release via 2 A DPST rated relay when touched to allow free egress
- Backup push button
- 16 ft. [4.8 m] 22 AWG 6 conductor cable and armored door cord included
- MagnaCare® lifetime replacement, no-fault, no questions asked warranty

Optional Features

- (EL) ElectroLynx® connectors

Dimensions



Specifications

Certifications

- UL 294 Listed
- CSA-C22.2 No.205 Listed

Electrical

- 40 mA at rest; 25 mA releasing at 12 VDC or 24 VDC

Environmental

- Operating Temperature: 32° to 110° F [0° to 43° C]
- Indoor use only

Shipping Weight

- 3 lbs [1.36kg]



How to Order

CONNECTOR STYLE	MODEL SERIES	FINISH
EL	– TSH	– CL
(blank) None	TSH Touch Sense Handle	BK Black Anodized
EL ElectroLynx		CL Clear Anodized


EMH Electromechanical Handle

Mechanical activation for electronic lock release in a compact handle



The EMH Electromechanical Handle works on any push, pull or swing-through door, and is designed for specialized outdoor applications.

Pressing the handle activates internal mechanical switches that release the lock. Meets "no special tools or knowledge" criteria for code requirements.



EMH Movement



Features

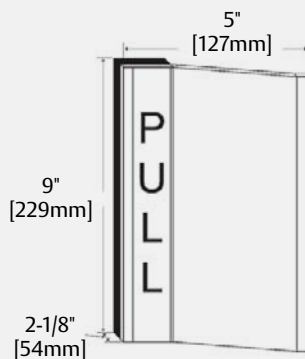
Standard Features

- Activates a 2 A DPDT rated output when pushed or pulled, to allow free egress or initiate an exit delay timer
- 16 ft. [4.8 m] 22 AWG 3 conductor cable and armored door cord included
- MagnaCare® lifetime replacement, no-fault, no questions asked warranty

Optional Features

- (EL) ElectroLynx® connectors

Dimensions



Specifications

Electrical

- 40 mA at rest; 25 mA releasing at 12 or 24 VDC

Environmental


- Operating Temperature: 32° to 110° F [0° to 43° C]
- Indoor use only


Shipping Weight

- 3 lbs [1.36kg]

How to Order

CONNECTOR STYLE	MODEL SERIES	FINISH
EL	– EMH	– CL
(blank) None	EMH Electromechanical Handle	BK Black Anodized
EL ElectroLynx		CL Clear Anodized






Power

BPS 12/24-1 Dual Voltage Linear Power Supply

Linear power for sensitive electronics



The BPS series of power supplies delivers linear technology recommended by most manufacturers of sensitive electronic access control and security components.

Safe for use with readers, electric strikes, and maglocks, these units interface to fire alarm systems and provide battery backup. The BPS-12/24-1 is UL Class 2 listed.

Features

Standard Features

- Dual voltage, field selectable 12 or 24 VDC via clearly marked toggle switch
- Supplies 1 full amp continuous current output, even while charging back-up batteries
- Linear regulated power supply provides the cleanest power available
- UL Class 2 power limited output
- SPDT AC monitoring output allows for remote monitoring of the power supply's 110 VAC input
- External LED indicator (AC and DC) easily determines power status
- UL Listed, low-current fire alarm disconnect requires only a minimum size fire alarm relay and wire gauge
- Polyswitch 2 A breaker allows for large short duration inrush current if batteries are installed (approx. 20 A for 1 second)
- Line voltage and DC fuses
- Sealed lead acid or gel battery charging capability (battery sold separately)
- MagnaCare® lifetime replacement, no-fault, no questions asked warranty



Specifications

Certifications

- UL Listed

Electrical

- 12 V/24 V selector switch
- Input Voltage: 120 VAC
- Output Current: 1 A at 12 VDC or 24 VDC

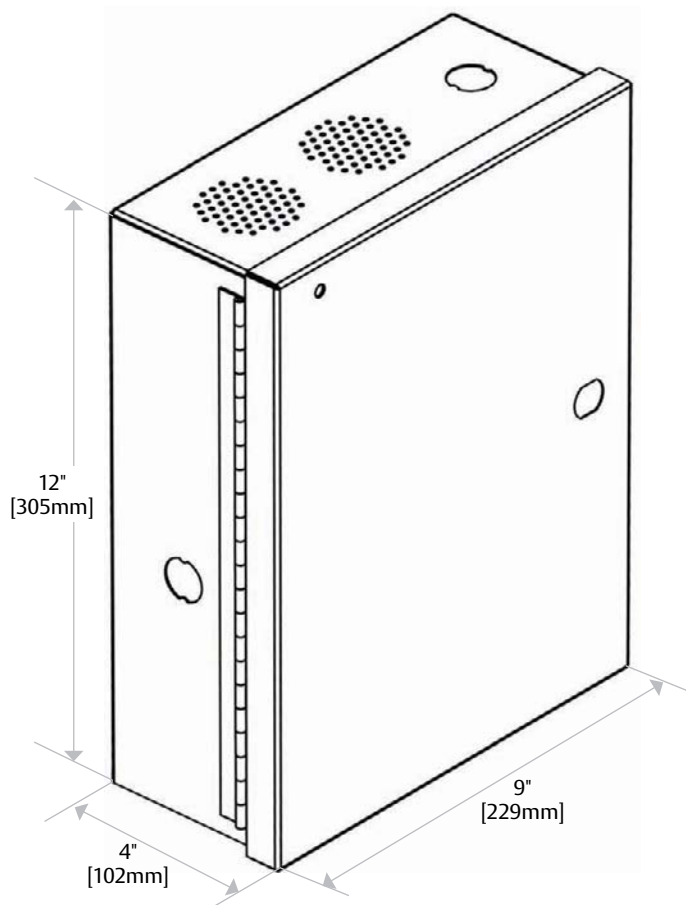
Operating Temperature

- 32° to 105° F [0 to 40° C]

Shipping Weight

- 9 lbs [4.08 kg]


Dimensions



PART NUMBER	DESCRIPTION
BPS-12/24-1	Dual Voltage Power Supply—12/24 VDC, 1 A

BPS Linear Power Supply

12 VDC or 24 VDC linear output for high performance



The BPS series single voltage power supplies deliver linear technology recommended by most manufacturers of sensitive electronic access control and security components.

Safe for use with readers, electric strikes, and maglocks, these units interface to fire alarm systems and provide battery backup. The BPS power supplies provide 12 VDC or 24 VDC output with a variety of amp sizes that support small or large power needs.

Features

Standard Features

- 1, 4 or 8 outputs protected with polyswitch (PTC) 2 A circuit breakers
- LEDs provide an easy-to-read voltage indicator for output zone status (voltage, no voltage)
- Slide switches connect or disconnect load from power (excludes 1 A)
- Battery charging and backup capability (battery sold separately)
- Rugged steel enclosure
- Fire alarm relay connection for release of all devices upon fire alarm activation
- Clean linear power for flawless operation with all sensitive active electronic components

- MagnaCare® lifetime replacement, no-fault, no questions asked warranty



Specifications

Certifications

- UL 294 Listed
- CSA-C22.2 No.205 Listed
- MEA—City of New York Approved

Electrical

- Input Voltage: 120 VAC

Environmental

- Operating Temperature: 32° to 105° F [0 to 40° C]

Shipping Weight

- BPS-12-1, BPS-24-1: 9 lbs [4.08kg]
- BPS-12-3, BPS-24-2: 15 lbs [6.80kg]
- BPS-24-3: 18 lbs [8.16kg]
- BPS-12-6, BPS-24-4: 24 lbs [10.89kg]
- BPS-12-9, BPS-24-6: 28 lbs [12.70kg]
- BPS-12-15, BPS-24-10: 33 lbs [14.97kg]

Dimensions

12 VDC	CAPACITY	24 VDC	CAPACITY	CABINET SIZE	OUTPUTS
BPS-12-1	1 A	BPS-24-1	1 A	12" x 9" x 4" [305mm x 229mm x 102mm]	1
BPS-12-3	3 A	BPS-24-2	2 A	14" x 14" x 4" [305mm x 356mm x 102mm]	4
		BPS-24-3	3 A	14" x 14" x 4" [305mm x 356mm x 102mm]	4
BPS-12-6	6 A	BPS-24-4	4 A	15" x 18" x 6" [381mm x 457mm x 152mm]	8
BPS-12-9	9 A	BPS-24-6	6 A	15" x 18" x 6" [381mm x 457mm x 152mm]	8
BPS-12-15	15 A	BPS-24-10	10 A	15" x 18" x 6" [381mm x 457mm x 152mm]	8

How to Order

MODEL SERIES	VOLTAGE	OUTPUT POWER
BPS	– 24	– X
BPS	12 12 VDC 24 24 VDC	X Output in Amps

FAR Fire Alarm Reset

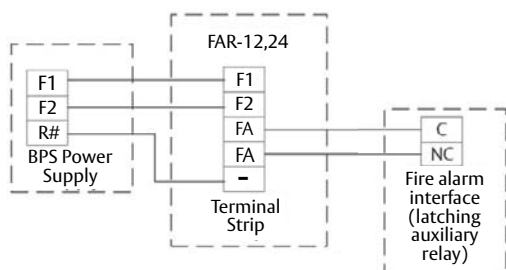
*Manual door lock power reset
for code compliance*



Provides functionality beyond a standard fire trigger relay when local code requires manual reset after a fire alarm.

This self-contained unit interfaces to a fire alarm unit to cut power to devices downstream of the power supply in an alarm situation. The power stays off until the FAR's Key Switch is manually reset. This feature is required by some jurisdictions to prevent the unintentional re-arming of doors until the fire alarm is reset and power is restored to the access control system during an ongoing emergency.

FAR shown with BPS and Fire Alarm



Features

Standard Features

- Key switch for manual reset capability where required by code
- Enables manual cut-off of power for testing and other emergency situations
- Simple bi-color, LED status indicator for easy-to-read power status
- Easy-to-mount metal enclosure equipped with security cam lock
- CFAR version available to meet Canadian fire release requirements
- Select 12 VDC unit or 24 VDC unit to match power supply output voltage
- 5A-rated SPDT plunger switches
- MagnaCare® lifetime replacement, no-fault, no questions asked warranty

Specifications

Dimensions

- Contact: 3/4"H x 4-1/4"L x 3/4"D [19mm H x 101mm L x 19mm D]
- Switch: 1-1/2"H x 4-1/4"L x 3/4"D [38mm H x 108mm L x 19mm D]

Electrical

- Main Output: SPDT at max of 125 mA at 24 VDC; 250 mA at 12 VDC
- Tamper Output: Closed when secure; open to alarm—1 A max current

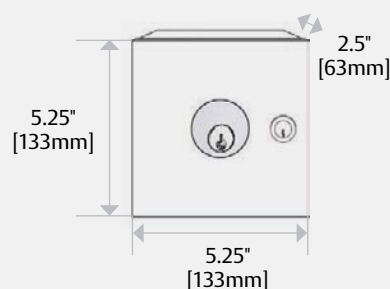
Environmental

- Operating Temperature: -4 to +122F (-20 to +50C)

Shipping Weight

- 2.5 lbs [1.13 kg]

Dimensions



PART NUMBER	DESCRIPTION
FAR-12	Fire Alarm Reset Control—12 VDC
FAR-24	Fire Alarm Reset Control—24 VDC

BPS Linear Power Supply Selection Guide


MODEL	INPUT VOLTAGE	OUTPUT VOLTAGE	OUTPUT CURRENT	BATTERY CHARGER	UL LISTED	# OF OUTPUTS	AC LOSS AND LOW BATTERY STATUS	FIRE ALARM RESET OPTION
BPS-12/24-1	120 VAC	12/24 VDC	1 A	✓	✓	1	AC LOSS ONLY	W/FAR
BPS-12-1	120 VAC	12 VDC	1 A	✓	✓	1		W/FAR-12
BPS-12-3	120 VAC	12 VDC	3 A	✓	✓	4		W/FAR-12
BPS-12-6	120 VAC	12 VDC	6 A	✓	✓	8		W/FAR-12
BPS-12-9	120 VAC	12 VDC	9 A	✓	✓	8		W/FAR-12
BPS-12-15	120 VAC	12 VDC	9 A	✓	✓	8		W/FAR-12
BPS-24-1	120 VAC	24 VDC	1 A	✓	✓	1		W/FAR-24
BPS-24-2	120 VAC	24 VDC	2 A	✓	✓	4		W/FAR-24
BPS-24-3	120 VAC	24 VDC	3 A	✓	✓	4		W/FAR-24
BPS-24-4	120 VAC	24 VDC	4 A	✓	✓	8		W/FAR-24
BPS-24-6	120 VAC	24 VDC	6 A	✓	✓	8		W/FAR-24
BPS-24-10	120 VAC	24 VDC	10 A	✓	✓	8		W/FAR-24

Plug-In Power Supply Selection Guide

MODEL	INPUT VOLTAGE	OUTPUT VOLTAGE	OUTPUT CURRENT	BATTERY CHARGER	UL LISTED	# OF OUTPUTS	AC LOSS AND LOW BATTERY STATUS	MANUAL RESET OPTION
PSP-12	120 VAC	12 VDC	700 mA			1		
PSP-24	120 VAC	24 VDC	350 mA			1		
PSP-12-3	120-220 VAC	12 VDC	3 A			1		
PSP-24-1.5	120-220 VAC	24 VDC	1.5 A			1		

AQL Series

Single, dual & multi-voltage
ready intelligent power system



An out-of-the-box solution that offers unique performance and value.

The AQL Series of switching power supplies is an out-of-the-box solution that makes installation easier. It is feature rich, network management ready and available in 12 or 24 VDC single, dual and multi-voltage units.

Features

Standard Features

- Low battery cutoff protects batteries from deep discharge
- Dedicated fast charger prolongs battery life
- Enhanced surge immunity for input/output protection
- LockSafe™ keeps locks cooler by providing a separate, dedicated battery charging circuit
- OutSmart™ technology dual-color LED notification which prevents incorrect voltage application to locking devices [Green: 12 V | Blue: 24 V]
- Auxiliary output rated 1.4 A continuous
- Mix and match UL Listing
- Instant auto-switch to battery on AC loss
- Multi-voltage with B100
- Integrated Fire Alarm Interface (FAI) allows main output shutdown or disconnect on a per output basis when using an R8 output module
- Network ready with optional Netlink™ module
- MagnaCare® lifetime replacement, no-fault, no questions asked warranty

Optional Features

- Enhanced Network Management
 - AC line voltage monitoring
 - Remote battery monitoring and testing
 - 1000 event data recording
 - Email fault reporting

Specifications

Certifications

- UL 294 Listed
- UL 603 Listed
- UL 1076 Listed
- ULC-S318 Listed
- ULC-S319 Listed
- CSA C22.2 #107.1
- RoHS Compliant

Electrical

- 12 VDC or 24 VDC output
- 12 VDC & 24 VDC output (optional) with B100
- 120 or 230 VAC input
- Up to 91% efficiency

Environmental


- Operating Temperature: 32° to 120° F [0° to 49° C]

Max Shipping Weight


- 15.50 lbs [7 kg]

Dimensions

- 14"H x 12"W x 4.5"D
[355.6mm H x 304.8mm W x 114.3mm D]



Step by Step Configuration



1 Select One Power Supply Module

- AQL4
- AQL6
- AQL102
- AQL104

2 Select Required Modules*

- B100
- R8
- D8
- D8P
- NL4

3 Choose Enclosure**

- E1

4 Combine to Generate Final Part Number

Example:

AQL4 - B100 + D8 + R8 + NL4 + E1 =

AQL4-B100D8R8NL4E1

*When ordering more than one module, indicate quantity before the part number to generate final part number; for example AQL4-3D8E1.

**No enclosure = Module PCB only. Each module may be ordered separately.

Models

MODELS	AMPERAGE	RATED VOLTAGE	INPUT VOLTAGE	TYPICAL OUTPUT VOLTAGE	MULTI-VOLTAGE READY	CLASS 2 OUTPUTS
AQL4*	4	12 VDC	120/230 VAC	12.5 or 25 VDC	Yes	Yes
	3	24 VDC				
AQL6	6	12 or 24 VDC	120/230 VAC	12.5 or 25 VDC	Yes	with PTC distribution boards
AQL102	10	12 VDC	120/230 VAC	12.5 VDC	Yes**	with PTC distribution boards
AQL104	10	24 VDC	120/230 VAC	25 VDC	Yes	with PTC distribution boards

*AQL4 is field selectable. **Multi-voltage of 5 to 9 VDC only

How to Order


POWER SUPPLY MODULE	SECONDARY VOLTAGE MODULE	DISTRIBUTION MODULE	D8 FUSE STYLE	RELAY MODULE	NETLINK MODULE	ENCLOSURE
AQL4	-B100	2D8	P	R8	NL4	E1
AQL4	(blank)	(blank)	(blank) 3 A ATM Fuse	(blank)	(blank)	(blank) Module Only
AQL6	B100	D8	P 2.5 A PTC Polyswitch	R8	NL4	E1
AQL102		2D8		2R8		
AQL104		3D8		3R8		
		4D8				
		5D8				
		6D8				

AQL4 in an E1 enclosure has six module spaces where B100, NL4 and D8/D8P each take up one module space. R8 takes up two module spaces.

AQL6, AQL102 and AQL104 in an E1 enclosure has four module spaces where B100, NL4 and D8/D8P each take up one module space. R8 takes up two module spaces.

R8 Power Relay Module

Works with AQL intelligent power systems



The R8 contains multiple relayed outputs for direct lock control and additional accessory power distribution.

The R8 module provides eight access control inputs capable of NO dry contact or open collector activation. It also includes eight relay outputs, programmable for dry or wet contact or powered for fail-safe or fail-secure locking devices.

Features

Standard Features

- Dual Buss architecture for field selectable Buss 1 or Buss 2 output
- 8 outputs for direct lock control and additional accessory power distribution
- Multi-voltage when used with B100
- Configurable for fail-safe, fail-secure and dry contact operation modes
- Fire alarm fault detection and reporting to the AQL series power supply
- Visual indicators
 - Relay activation per output – Red LED
 - Voltage level – Bi-color LED voltage indicators
- Multiple modules can be daisy chained to add additional outputs
- Snap-in style standoffs with fast-on connect cables for easy field installation
- Fiberglass PCB and high efficiency circuit generates less heat leading to a longer service life and lower MTBF
- MagnaCare® lifetime replacement, no-fault, no questions asked warranty

Dimensions

- 6" x 4" x 2.5"
[153.4mm x 101.6mm x 63.5mm]

Specifications

Certifications

- UL 294 Listed
- UL 603 Listed
- UL 1076 Listed
- ULC-S318 Listed
- ULC-S319 Listed
- CSA C22.2 #107.1
- RoHS Compliant
- CSFM Approved

Electrical

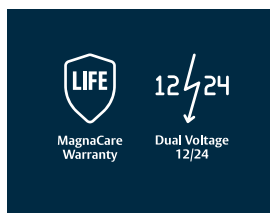
- 8 lock outputs
- 8 access control inputs
- Input voltage 12 and 24 VDC
- Input current 20 Amps max
- Output voltage (jumper select): 12 or 24 VDC
- Output current:
Fused at 3 A per output
- Relay contact rating: 12 A at 28 V
- Fire alarm selection per output
- Supports follow on modules

Environmental

- Operating Temperature:
32° to 122° F [0° to 50° C]


Shipping Weight

- 1 lbs



D8/D8P Power Distribution Module

Works with AQL intelligent power systems




Provides 8 auxiliary power outputs, each one individually protected by a fuse (D8) or solid state circuit breaker (D8P).

The D8/D8P Distribution Module offers programmable outputs to either of the two voltages available when used in an AQL dual voltage power system or to the continuous output of the power supply when used in a single voltage system.

How to Order

MODEL SERIES	FUSE TYPE
D8	P
D8 8 Continuous outputs	(blank) 3 A ATM Fuse P 2.5 A polyswitch fuse



Features

Standard Features

- Dual Buss architecture for field selectable Buss 1 or Buss 2 output
- 8 outputs for auxiliary power distribution or direct lock control and additional accessory power distribution modules
- Multi-voltage when used with B100
- Output Protection
 - D8 ATM style fuse: 3 A/per output
 - D8P Solid state circuit breaker: 2.5 A/per output
- DC Out visual indicators (Dual color LED per output – Green: 12 V | Blue: 24 V)
- Multiple modules can be daisy chained to add additional outputs
- Snap-in style mounting standoffs with fast-on connect cables for easy field installation
- Fiberglass PCB and high efficiency circuit generates less heat leading to a longer service life and lower MTBF
- MagnaCare® lifetime replacement, no-fault, no questions asked warranty

Dimensions

- 4" x 2.5" x 1.5"
[101.6mm x 63.5mm x 38.1mm]

Specifications

Certifications

- UL 294 Listed
- UL 603 Listed
- UL 1076 Listed
- ULC-S318 Listed
- ULC-S319 Listed
- CSA C22.2 #107.1
- RoHS Compliant
- CSFM Approved
- FCC Part 15, Subpart B

Electrical

- 8 continuous outputs
- 12 and/or 24 VDC input voltage
- 12/24 VDC output voltage (jumper select)
- Output Current D8: Fused a 3 A per output
- Output Current D8P: Class II at 2.5 A per output


Shipping Weight

- .25 lbs



Netlink™ Power Monitoring Module

Works with AQL intelligent power systems



The Netlink is a four data port network communication interface for remote power monitoring, reporting and control.

Netlink (NL4) is a four data port network module that communicates and controls power status over a local or wide area network. The NL4 provides four SPI ports for connection to AQL devices that enables monitoring and control of the power system. Typical data gathered and reported includes operational fault status, power supply output voltage, battery charging voltage, battery charging current, and fire alarm input status.

Features

Standard Features

- Monitoring and reporting for health and status of host power supply and battery set
- 1000 event buffer
- Time/Date stamp log reports last 1000 events
- Auto-schedule, test, and report battery standby time
- Remote supervision of battery's state of charge
- Monitoring internal cabinet temperature
- Monitoring external room temperature with "over temp" alert
- Remote power cycling control of external equipment
- Receive system monitoring email notifications for
 - AC and system fault conditions
 - Aging or drained battery, battery not meeting standby specification
 - Fire Alarm Interface (FAI) activation
 - External room temperature outside preset limit
 - External Event activation
- SNMP set and trap notification on version 1, 2, or 3
- Encrypted password, user and certificate logging
- MagnaCare® lifetime replacement, no-fault, no questions asked warranty

Specifications

Certifications

- UL 294 Listed
- UL603 Listed
- UL1076 Listed
- ULC-S318 Listed
- ULC-S319 Listed
- CSA C22.2 #205

Electrical

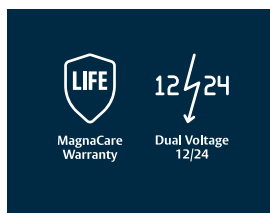
- Input Operating Voltage: 9 to 30 VDC
- Input Operating Current: 60 mA nominal
- Network Data Rate: 10/100 Mbps
- Voltage Measurement Range: 1 to 30 VDC $\pm 5\%$
- Current Measurement Range: 0 to 20 A ± 0.1 A + 5% of reading
- Event Input: 9 to 32 VDC
- Output: 1, 2 Max Sink
- Current: 50 mA nominal

Shipping Weight

- .25 lbs

Dimensions

- 4" x 2.5" x 1.5"
[101.6mm x 63.5mm x 38.1mm]



B100 Secondary Voltage Module


Works with AQL intelligent power systems



The B100 provides a means to easily and economically add an additional voltage to any AQL system.

The B100 terminal block output is Class 2 power limited and jumper selectable for either a fixed 12 VDC or an adjustable range between 5-18 VDC at 4 amps maximum current. Multiple B100's can be added to a system for virtually unlimited voltage combinations.

Primary power for the B100 is derived from a AQL power supply. The B100 steps the AQL voltage down to the user defined range (typically 12 VDC).



Features

Standard Features

- Provides the odd voltage required to power modems, routers and other IT or similar devices (ie., 5 V, 9 V, 15 V etc)
- Snap-in style mounting standoffs with fast-on connect cables for easy field installation
- Eliminates need for a 12 V battery set in dual voltage access power systems
- Small size allows for dual voltage in a smaller enclosure
- Jumper selectable output voltage
 - 12 VDC fixed
 - 5 to 18 VDC user adjustable
- 4 Amps current at any selected voltage
- Overload protection
- Short circuit protection
- Over temperature protection
- Fault report to host power supply on abnormal operation, voltage loss and overcurrent
- Visual indicators for DC in/DC out and fault
- Input and output LEDs indicate voltage by color [Green: <15 V | Blue: >15 V]
- Adds an economical secondary 12 V output to any 24 VDC system
- Fiberglass PCB and high efficiency circuit generates less heat leading to a longer service life and lower MTBF

- MagnaCare® lifetime replacement, no-fault, no questions asked warranty

Specifications

Certifications

- UL 294 Listed
- UL 603 Listed
- UL 1076 Listed
- ULC-S318 Listed
- ULC-S319 Listed
- CSA C22.2 #107.1
- RoHS Compliant
- CSFM Approved
- FCC Part 15, Subpart B

Electrical

- Input Voltage (from AQL power supply): 12 or 24 VDC
- Output Voltage* (jumper select): 12 VDC or 5-18 VDC (user adjustable)
- Output Current (Class 2 power limited): 4 Amps

Shipping Weight

- .5 lbs


Dimensions

- 4" x 2.5" x 1.5"
[101.6mm x 63.5mm x 38.1mm]



AQD Series

Dual & single voltage switching power supplies



A full line of highly efficient power supplies that protect devices from over voltage.

AQD Series dual voltage and AQS Series single voltage switching power supplies are both supervised units with a battery charger designed to power magnetic locks, electric strikes, card readers, sensors, access control boards and other devices in access control systems. The AQD and AQS Series can also be used to power DC cameras and other DC locking equipment. These units provide field selectable 12 or 24 VDC with up to 16 independently controlled power limited outputs.

Features

Standard Features

- AQD Series is dual voltage 12 or 24 VDC field selectable continuous output
- AQS Series is single fixed voltage 12 or 24 VDC continuous output
- Tolerates brownout or overvoltage input $\pm 15\%$ of nominal voltage
- Thermal shutdown protection with auto restart
- Circuit breaker protects against overcurrent and reverse battery faults (*batteries sold separately*)
- Dedicated battery charging circuit prevents over voltage on locking devices (*except for AQD1*)
- Expandable up to 16 outputs in the standard enclosure
- Outputs are Class 2 limited when used with PTC Polyswitch output distribution boards
- Available with a single relay fire trigger or individually fire trigger relayed outputs
- Low noise design provides better than linear performance
- Mix and match configuration allows for UL compliance even when used in other UL Listed enclosures
- MagnaCare® lifetime replacement, no-fault, no questions asked warranty

Dimensions

- Enclosure: 14" x 14" x 4-3/4" [356mm L x 356mm W x 121mm D]

Specifications

Certifications

- UL 294 Listed
- UL 603 Listed
- ULC-S318 Listed
- ULC-S533 Listed
- RoHS Compliant
- REACH Compliant

Electrical AQD Series

- AQD Series 12 VDC or 24 VDC field selectable output
- 115 or 230 VAC input*
- Supports up to two (2) sealed gel, AGM or wet lead acid batteries
- Up to 90% efficiency
- Low voltage ripple design as low as 240 mV p-p

Electrical AQS Series

- AQS Series 12 VDC or 24 VDC fixed output
- 115 or 230 VAC input
- Supports up to two (2) sealed gel, AGM or wet lead acid batteries

Environmental

- Operating Temperature: -4° to 122° F [-20° to 50° C]


Shipping Weight

- 12.7 lbs [5.76 kg]

*AQD1 available in 115 VAC only



Step by Step Configuration



*NOTE: Fuse type and size must be the same for both distribution boards for standard ordering. For custom configurations, please contact the factory at 800.626.7590.

1

Select One Power Supply with Enclosure

- AQD1
- AQD2
- AQD4
- AQD6

2

Select Up to Two Power Distribution Boards*

- PDB-1R
- PDB-4C
- PDB-4F
- PDB-8C
- PDB-8F
- PDB-8C1R
- PDB-8F1R
- PDB-8C8R
- PDB-8F8R

3

Add Distribution Board Part Numbers

8F1R2 + 8F8R2 = 16F9R2
 *Include fuse size on end:
 2 A Fuse = 16F9R2

4

Combine to Generate Final Part Number

Example: AQD6-16F9R2

AQD6 + 8F8R2 + 8F1R2 = **AQD6-16F9R2**

Models

MODEL	AMPERAGE	RATED VOLTAGE	INPUT VOLTAGE	TYPICAL VOLTAGE	CLASS 2 OUTPUTS	REPLACES
AQD1	1	12 or 24 VDC	115	13.7 / 27.4	Yes	AQD3
AQD2	2	12 or 24 VDC	115/230	12.5 / 25.0	Yes	AQD3
AQD4	4	12 or 24 VDC	115/230	12.5 / 25.0	Yes	AQD5
AQD6	6	12 or 24 VDC	115/230	12.5 / 25.0	Available*	AQD6

* Outputs are class 2 limited when used with 4 or 8 output PTC distribution boards

How to Order

Specify quantity and the following information. Order related products separately.

MODEL SERIES	OUTPUT TYPE	OUTPUT POWER	ENCLOSURE STYLE	NUMBER OF OUTPUTS	FUSE TYPE †	NUMBER OF RELAYS	FUSE SIZE
AQ	D	6	—	8	F	8	2
AQ	D Dual Voltage	1	— In Enclosure	(blank) One Output, No Distribution Board			
		2	B Circuit Board Only	4	F Glass Fuses	8R	2 2 Amp
		4		8	C PTC Polyswitch	16R	
		6		12			
				16			

† Fuse type and size must be the same for both distribution boards for standard ordering. For custom configurations, please contact the factory at 800 626 7590.

Power Distribution Board with Access Control & Fire Trigger

Works with AQD & AQS power supplies



Power plus interfaces for sophisticated access control.

The PDB-8F8R and PDB-8C8R split a power supply main output into eight fused- or PTC circuit breaker-protected outputs. Each output is individually configurable to respond and react to access control relay inputs and/or fire trigger.

Features

Standard Features

- Eight power outputs
- Eight individually configurable relays with status LEDs
- End-of-Line resistor master trigger for Fire System interface
- LED indicator for trigger status
- Removable terminal blocks for easy connection
- Each output individually configurable for:
 - Fire trigger enabled or disabled
 - Normally Open or Normally Closed
 - Continuous output
- 8F8R can provide dry contacts by removing fuses
- Relay inputs individually configurable for:
 - Low current open collector
 - Normally Closed switch
 - Normally Open switch
- MagnaCare® lifetime replacement, no-fault, no questions asked warranty
- 8C8R provides class 2 outputs

Specifications

Certifications

- UL 294 Listed
- UL 603 Listed
- ULC-S318 Listed
- ULC-S533 Listed

Electrical

- Available with 2 A Fuses or PTC
- Uses 20 mA per relay
- 7A relays
- 8 fused triggered outputs

Dimensions

- **Board:** 3-3/4" H x 4-13/16" W x 13/16" D
[95mm H x 106mm W x 5mm D]
- **Mounting:** 3-7/16" H x 4-1/2" W
[87mm H x 114mm W]

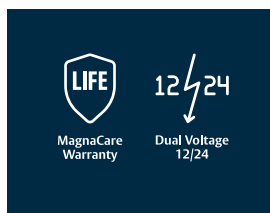
Shipping Weight

- 1 lb [0.45 kg]




How to Order

MODEL SERIES	OUTPUTS	RELAYS	FUSE SIZE
PDB	-8F	8R	2
PDB	8F Glass fuse 8C PTC	8R 8 Relays	2 Amp



Power Distribution Board with Fire Trigger

Works with AQD & AQS power supplies



Power distribution with configurable, supervised fire relay.

The PDB-8C1R and PDB-8F1R split a main DC power source into eight Class 2 power limited outputs. Each output is individually configurable for "Normally On" or "Normally Off" and can change state in response to an alarm condition from either or both supervised triggers, or can remain in its native state.

Features

Standard Features

- 8 Class 2 power limited outputs with PTC circuit breakers
- Individual LED output status indicators
- LED main input power indicator
- Removable terminal blocks for easy connection
- Two supervised triggers
 - End-of-line resistor
 - Optically isolated trigger by voltage or reverse polarity
- LEDs and form C contacts indicate trigger status
- MagnaCare® lifetime replacement, no-fault, no questions asked warranty
- Trouble and Fire alarm states supervision

Specifications

Certifications

- UL 294 Listed
- UL 603 Listed
- ULC-S318 Listed
- ULC-S533 Listed

Dimensions

- **Board:** 3-7/8"H x 4-7/8"W x 3/4"D [98mm H x 124mm W x 19mm D]
- **Mounting:** 3-7/16"H x 4-1/2"W [87mm H x 114mm W]

Electrical

- Universal 12-24 VDC input
- 90-160 mA per relay
- Available with 2 A Fuses or PTC's
- 2 A form C contacts

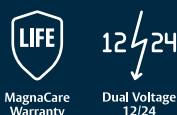
Shipping Weight

- 1 lb [0.45kg]



How to Order

MODEL SERIES	OUTPUTS	FUSE SIZE
PDB	-8F1R	2
PDB	8F1R Glass Fuse, Fire Trigger/Relay	2 Amp
	8C1R PTC Output, Fire Trigger/Relay	



Power Distribution Board

Works with AQD & AQS power supplies



Creates multiple outputs for separate circuits.

Power Distribution Boards split the primary AC or DC output from a power supply into multiple outputs of the same voltage type to separate equipment onto individual circuits.

Features

Standard Features

- Splits main board output into multiple outputs
- Each output has a status LED indicator
- Main input has a status LED indicator
- 12 V or 24 V output (based on power supply output)
- Accepts AC or DC input/ provides same output
- PDB-4 has an on/off power switch
- PDB-8 has a main power indicator that indicates AC, DC or reverse DC input
- Individually fused with 2 Amp options available
- PTC variants provide class 2 power limited outputs
- Separate fuse for main input surge protection—standard automotive ATO sizes
- MagnaCare® lifetime replacement, no-fault, no questions asked warranty



Specifications

Electrical

- **PDB-4C, PDB-8C**
 - PTC circuit breakers rated holding current at 130° F
 - Accepts AC or DC input up to 32 V
 - Outputs rated Class 2 power limited
- **PDB-4F, PDB-8F**
 - Fuses for individual outputs are standard 3 AGC
 - Accepts AC or DC input

Certifications

- UL 294 Listed
- UL 603 Listed
- ULC-S318 Listed
- ULC-S533 Listed

Dimensions


- **PDB-4 Board** 3-3/4" H x 2-1/4" W x 1"D [95mm H x 57mm W x 25mm D]
- **Mounting** 3-7/16" H x 1-7/8" W [87mm H x 48mm W]
- **PDB-8 Board** 4-7/8" H x 4-7/8" W x 1"D [124mm H x 124mm W x 25mm D]
- **Mounting** 3-7/16" H x 4-1/2" W [87mm H x 124mm W]

How to Order

MODEL SERIES	# OF OUTPUTS	FUSE TYPE	FUSE SIZE
PDB	4	F	2 A
PDB	4	F Glass fuse	2 A
PDB	8	C PTC	

Fire Alarm Interface

Works with AQD & AQS power supplies



Fire relay triggers power transfer in an alarm situation.

The PDB-1R uses an end-of-line resistor to trigger a form C contact in response to a fire system alarm condition. In response to the trigger, the unit transfers power from the “Normally On” output to the “Normally Off” output. Additional triggered reactions include status feedback to fire control or annunciation systems, ground fault trigger and input trigger that latches until reset.

Features

Standard Features

- Individual LED indicators show which output is powered
- Form C contact indicates trigger status
- Latching or non-latching mode
- Can provide ground supervision via jumper configuration
- Output triggers include:
 - Normally Open or Normally Closed with supervised End-of-Line resistor
 - Normally Closed override switch trigger input
 - Normally Closed Auxiliary switch trigger input
 - Ground fault detection
 - Trigger status reporting
- MagnaCare® lifetime replacement, no-fault, no questions asked warranty

Specifications

Certifications

- UL 294 Listed
- UL 603 Listed
- ULC-S318 Listed
- ULC-S533 Listed

Dimensions

- **Board:** 3-3/4"H x 2-1/4"W x 13/16"D [95mm H x 57mm W x 21mm D]
- **Mounting:** 3-7/16" H x 1-7/8"W [87mm H x 48mm W]

Electrical

- 70 mA used for relay control
- Universal 12-24 VDC input
- 1 A or 2 A outputs
- 4 A rate of relay

Shipping Weight

- 0.75 lbs [0.45 kg]



PART NUMBER	DESCRIPTION
PDB-1R	Fire Trigger/Relay Interface Board

BPSS Boxed Power Supply Solar

Clean power meets green power



The BPSS is the only out-of-the-box solution specifically designed for remote electric lock control where conventional power is impractical or not available.

This complete solar power system powers most single-point access control device and fail secure lock (intermittent duty only) by producing sustainable solar and battery operated power. Select the BPSS-10 or BPSS-20 (10 or 20 charging watts respectively), based on solar activity in the area/region where the device or product will be installed.

Features

Standard Features

- Works with most fail secure electric locks
- Works with most keypads or card readers
- Operates outdoors
- 100% solid state solar controller comes with anodized aluminum case and marine-rated terminals
- Low voltage battery monitor protects batteries from deep discharge
- High-efficiency photovoltaic panels use silicon nitride multicrystalline cells
- Green charging LED indicator
- Comes with mounting brackets for enclosure and solar panel
- Approved for use in hazardous locations—Class 1, Division 2, Groups A, B, C, D
- SecuriCare 3-year, no-fault, no questions asked warranty

Optional Features

- Mounting brackets available for fence/pole mounting (to 3" [76.2mm] diameter)
- Wind kit available for high wind areas
- Available in 10 W and 20 W versions



Specifications

Solar Panels

- Size
 - BPSS-10: 14-1/2" W x 12-3/16" L x 11/16" D [368mm W x 310mm L x 17.5mm D]
 - BPSS-20: 22" W x 14-3/16" L x 11/16" D [559mm W x 360mm L x 17.5mm D]
- Rated Power
 - BPSS-10: 10 Watts
 - BPSS-20: 20 Watts
- Panel Weight
 - BPSS-10: 3.3 lbs [1.5 kg]
 - BPSS-20: 5.5 lbs [2.5 kg]

Dimensions

- Outdoor (NEMA-3R)
- Enclosure: 12-1/2" W x 13-5/8" L x 4-7/16" D [318mm W x 356mm L x 113mm D]

Standard Enclosure Brackets

- Accommodates up to 2" [51mm] diameter pole/post

Electrical

- Output Voltage: 14.4 VDC max
 - Maximum 125 mA continuous, 1 A maximum operating the locking device
 - intermittent duty only. Number of daily lock operations will vary due to solar activity and current draw

Environmental

- Operating Temperature:
 - -4° to 113° F [-20° to 45° C]
- Panels: -40° to 185° F [-40° to 85° C]

Shipping Weight

- 15 lbs [6.8 kg]

Dimensional Images

20 W
Panel



10 W
Panel



BPSS Standard
2" Pole Mounting Kit



PMK-3 - Optional
3" Large Pole Mounting Kit



Included Solar Panel
Mounting Kit



SWK - Optional Solar Panel
High Wind Kit for 20 W Panel

How to Order

MODEL SERIES		SOLAR PANEL OUTPUT	
BPSS		- 10	
BPSS	Solar Power Supply	10	10 Watts
		20	20 Watts

AQE Single Port Injector

Power over Ethernet



Gigabit data and power all-in-one.

brings power and data together with our latest innovation. The AQE15 and AQE30 are single port Power over Ethernet (PoE) MidSpan Injectors designed for access control and security applications. These modules enable the powering of PoE devices from a non-PoE source. AQE Series Injectors power PoE cameras, access control door controllers and other PoE equipment.

Features

Standard Features

- Allows powering of PoE devices from a non-PoE source
- Operates from low voltage 24 VAC or 24 VDC input
- Reset feature allows PoE shutdown
- Visual diagnostics via on board LED
- MagnaCare® lifetime replacement, no-fault, no questions asked warranty

Specifications

Certifications

- UL 294B Listed
- UL/CUL 60950-1
- 15W IEEE 802.3af
- 30W IEEE 802.3at
- CSA C22.2 No.205-M1983, Signal Equipment
- RoHS Compliant

Electrical

- 24 VAC or 24 VDC $\pm 15\%$ input
- 1.4 or 2.6 A input current
- 50 VDC output
- 300 or 600 mA output current
- 5 to 24 VDC, 10 mA max shutdown terminals
- 100m (328 feet) max data cable length
- 10/100/1000 data rate Base-T compliant

Environmental

- Operating Temperature: 32° to 120° F [0° to 49° C]

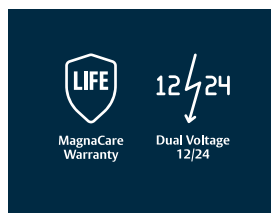


Product Number	AQE15	AQE30
Input Amps	1.4	2.6
Input Voltage	24 VAC or VDC	24 VAC or VDC
Output Current	300 mA	600 mA
Data Rate – BASE T	10/100	10/100/1000
UL 294B	Listed	Listed
UL/CUL 60950-1	Listed	Listed
IEEE 802.3at	Listed	Listed

How to Order

MODEL SERIES	POWER	FUNCTION	MOUNTING STYLE
AQE	15		
AQE PoE	15 1.4 A, Dual Voltage	(blank) PoE Injector	(blank) Single Port
	30 2.6 A, Dual Voltage		

Items can only be ordered as listed above



AQE Single Port Extractor

Power over Ethernet



Gigabit data and power all-in-one.

The AQE30E is a single port Power over Ethernet (PoE) MidSpan Extractor designed for access control and security applications. This module provides 12 VDC up to a maximum of 25W output power to a non-PoE device from a PoE source. The AQE30E Extractor is used to power DC, IP and PTZ cameras, access control, door controllers and other similar equipment.

The AQE Series Extractor provides RJ45 connectors for data input and output and two terminal strips for the DC output and power level selection.

Features

Standard Features

- Allows powering of non-PoE devices from a PoE source
- 12 VDC output power derived from PoE source
- Selectable for 13 W or 25 W output
- Visual diagnostics by on-board LED
- MagnaCare® lifetime replacement, no-fault, no questions asked warranty

Specifications

Certifications

- UL 294B Listed
- UL/CUL 60950-1
- 30W IEEE 802.3 at
- CSA C22.2 No.205-M1983, Signal Equipment
- RoHS Compliant

Electrical

- 42.5 to 57 VDC PoE Input
- 0.6 A input current
- 12 VDC output, 13 or 25 W
- 10/100/1000 data rate Base-T compliant

Environmental

- Operating Temperature: 32° to 120° F [0° to 49° C]



Product Number	AQE30E
Input Amps	0.6
Input Voltage	12 VDC
Output Current	1 A/2 A (13/25W)
Data Rate – BASE T	10/100/100
UL294B	Listed
UL/CUL 60950-1	Listed
IEEE 802.3at	Listed

How to Order

MODEL SERIES	POWER	FUNCTION	MOUNTING STYLE
AQE	30	E	
AQE PoE	30 2.6 A, Dual Voltage	E PoE Extractor	(blank) Single Port

Items can only be ordered as listed above

IPS Integrated Power Solutions

Power over Ethernet



The IPS Series is a UL listed system designed to provide both operating power and space to deploy Mercury Security access control components.

IPS rack mount enclosures provide mounting for two Mercury devices in an access control system capable of controlling four doors as a standalone or multiple doors when interconnected. The equipment is provided as part of the IPS enclosure. Mercury equipment is provided by the integrator based on the job requirements.

Features

Standard Features

- UL Listed, powered mechanical 2U housing for Mercury Security components
- Compartmentalized four door power architecture for maximum reliability
- Rack drawer mounted on fully extendable slides for simple Mercury installation
- Rack drawer internal space fully accessible with slide extension / Key lockable
- Wire management tie down points with optional "Z" bracket articulating arm
- Dual or Multi-voltage options cover all access functions
- Power distribution options allow either direct or buffered lock control
- Individual output selection for fail safe, fail secure, lock voltage and fire alarm interface
- Automotive fuses for ease of service and replacement
- 120 or 230 VAC user selectable input supports data center electrical systems
- Form C contact transfer for AC Loss or brownout
- Form C contact transfer for abnormal system operation
- Fire Alarm Interface (FAI)
- MagnaCare® lifetime replacement, no fault warranty

Specifications

Input Power

- Input 120/230 VAC 50/60 Hz
- Thermal overload protection
- Short circuit protection

Output Power

- **IPS2R-D758F-01 & IPS2R-D754R-01** 75 Watts: 6 amps at 12 VDC or 3 amps at 24 VDC (factory default setting is 12 VDC)
- **IPS2R-M754R-01** 75 Watts: 2 amps at 12 VDC and 2 amps at 24 VDC (factory set to 24 VDC and 12 VDC) (allows 1 A per Mercury board, 0.5 A per lock. If Mercury board draws less, lock power is more)

Internal Power Distribution

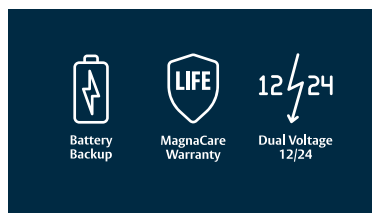
- Optional four or eight outputs class II power limited at 2.5 A each
- Individually selectable outputs on dual voltage systems

Supervision

- AC input, DC1, and DC2 output
- Low battery and battery presence supervision (form C contacts)
- AC fail supervision (form C contacts)
- System Fault, AC Fault, Ground Fault, Reverse Battery

External Indicators

- AC on master on/off switch
- Front panel Mercury Security status
- 4 door status LEDs



Battery Charging


- Maximum charge current 1.0 Amp
Maximum battery capacity 40 Ah
- Independent built-in charger for sealed lead acid or gel type batteries
- Microprocessor dual rate charging of 12 or 24 VDC battery sets
- Automatic switchover to standby battery when AC fails
- Zero voltage drop when switched over to battery backup

Regulatory Compliance

- UL294
- BTU Rating
- 33BTU/Hr

Physical Dimensions

- 2U rack mount: 19"W x 3.5"H x 20.5"D
[482.6mm x 88.9mm x 520.7mm]
- Weight: 24 lbs
- Z bracket wire management articulating arm (optional)



Internal Power Distribution

Control Outputs For Locks (M754R Model)

4 access control trip inputs, 4 individually protected lock control outputs, Class 2 power limited at 2.5 A per output, Each input may be programmed to respond to:

- Application of voltage between 9 and 33 VDC
- Removal of voltage between 9 and 33 VDC
- Normally open dry contact transition
- Normally closed dry contact transition

Each output may be programmed for the following modes:

- Voltage output from power supply one
- Voltage output from power supply two
- Fail-safe, fail-secure
- Fire alarm over ride for egress lock control

Visual Indicators

- DC Presence: Green LED per output
- Fault Condition: Yellow fault LED on C4 board
- Gemini Front Panel Red LEDs may be connected to compatible Mercury controller
- Removable terminals: accepts #12 to #24 AWG

Distributed Power to Mercury (D758F Model)



Eight individually protected power sources

- Class 2 power limited at 2.5 A per output Visual Indicators
- DC Presence: Green LED per output
- Removable terminals: accepts #12 to #24 AWG

Product Specs

PRODUCT #	VOLTAGE	CURRENT	BULK OUTPUT	CONTROL OUTPUT	AUXILLARY OUTPUT
IPS2R-D758F-01	Single	6 A/12 or 3 A/24	2		8
IPS2R-M754R-01	Dual	2 A/12 or 2 A/24	2	4	

How to Order

MODEL	ENCLOSURE TYPE	VOLTAGE	WATTAGE	OUTPUT TYPE	OEM
IPS	2R	- D	75	8F	- 01
IPS Integrated Power Solutions	2U	M Multi Voltage 12 & 24 VDC		8F 8 Fused Outputs	Mercury
		D Dual Voltage 12 & 24 VDC		4R 4 Relay Outputs	

PSP Medium Filtered DC Plug-In Power Supply

Medium capacity plug-in power supply



PSPs are ideal for powering a wide range of DC devices where power is available via an outlet.

The PSP Plug-in DC Power Supplies are available in 12 volts at 3 A maximum capacity or 24 volts at 1.5 A maximum capacity.

Features

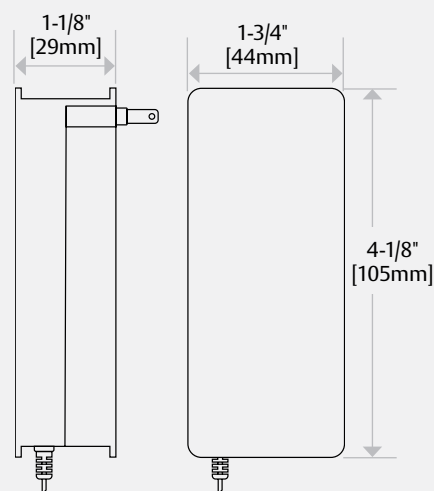
Standard Features

- 36 watts continuous output
- 6 ft. [1.8m] output cable included
- Folding, two-prong AC connector
- Input voltage 100 VAC to 240 VAC
- MagnaCare® lifetime replacement, no-fault, no questions asked warranty

Certifications

- UL listed

Dimensions



PART NUMBER	DESCRIPTION
PSP-12-3	Power Supply Plug-In—Switching, Regulated, 12 VDC, 3 A
PSP-24-1.5	Power Supply Plug-In—Switching, Regulated, 24 VDC, 1.5 A



PSP Small Filtered DC Plug-In Power Supply

Small capacity plug-in power supply



PSPs are ideal for powering a wide range of DC devices where power is available via an outlet.

The PSP Plug-in DC Power Supplies are available in 12 volts at 700 mA maximum capacity or 24 volts at 350 mA capacity.

Features

Standard Features

- Internal thermal fuse
- 12 ft [3.6 m] output cable included
- MagnaCare® lifetime replacement, no-fault, no questions asked warranty

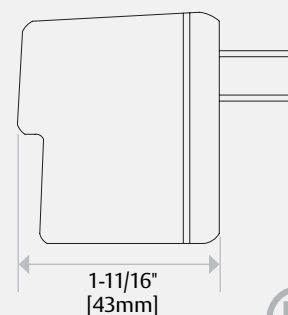
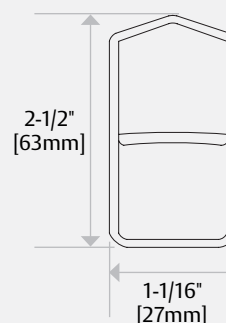
Certifications

- UL listed

Electrical

- 120-240 VAC input

Dimensions




PART NUMBER	DESCRIPTION
PSP-12	Power Supply Plug-In—12 VDC, 700 mA
PSP-24	Power Supply Plug-In—24 VDC, 350 mA




Power Supply Accessories



B-12-5 / B-24-5
Lead Acid Battery



BR-4 Bridge Rectifier



CCB-8 Control Board



CKL Cabinet Key Lock

Sealed Lead Acid Battery

Lead Acid Batteries provide battery back up when used with linear, switching, or EcoPower power supplies, ensuring continued operation of access control devices when the AC source power is compromised.

- Batteries are not covered under warranty

BR-4 Bridge Rectifier

Converts AC input to full wave rectified DC output with a maximum 4 A output capacity.

- MagnaCare® lifetime replacement, no-fault, no questions asked warranty

CCB-8 Control Board

Eight (8)-output power distribution board splits a BPS primary output into eight (8), Class 2 power-limited outputs protected by 2 A polyswitch breakers.

- Slide switches connect or disconnect load from power
- LEDs indicate power status for each output zone
- Compatible with all BPS models larger than 2 A output
- MagnaCare lifetime replacement, no-fault, no questions asked warranty

CKL Cabinet Key Lock

Fits the standard knockout on all power supply enclosures to protect against tampering and unauthorized access. Includes two (2) keys.

- MagnaCare lifetime replacement, no-fault, no questions asked warranty

Sealed Battery

PRODUCT	DESCRIPTION
B-12-5	Battery— 12 VDC, 5 Ah
B-24-5	Power Supply Plug-In—24 VDC, 5 Ah

Bridge Rectifier

PRODUCT	DESCRIPTION
BR-4	Bridge Rectifier— 4 A

Control Board

PRODUCT	DESCRIPTION
CCB-8-12	Central Control Board— 12 VDC, 8 fused outputs
CCB-8-24	Central Control Board— 24 VDC, 8 fused outputs

Cabinet Key Lock

PRODUCT	DESCRIPTION
CKL	Cabinet key lock



AQL Series

Intelligent Power Supply

Smart Battery Charger
Network Ready
Multi-Voltage Ready



Specifications

- AQL 4 & 6 — Dual Voltage 12 or 24 VDC field selectable
- AQL 102 & 104 — Single Voltage 12 or 24 VDC set at factory
- Typical Output 12.5 or 25.0 VDC
- 120/230 VAC input
- Smart Battery Charging Circuit — programmable current for optimum charging

- Built in Fire Alarm Interface with latching capability
- Overall Enclosure Dimensions 14" x 12" x 4.5"
- Black finish

Supervision

- AC Failure Supervision
- Low Battery Supervision

Available Accessory Boards

- D8/D8P — 8 Continuous outputs
- R8 — 8 Access control outputs
- B100 — Multi-voltage output (5 to 18 VDC)
- NL4 — Netlink™ monitoring provides real-time health status monitoring and reporting to any AQL model power supply



MagnaCare
Warranty



Battery
Backup




Dual Voltage
12/24



AQD Series

Switching Power Supply

High Efficiency
Dual Voltage
12 or 24 VDC



Specifications

- AQD 4 & 6 — Dual Voltage 12 or 24 VDC field selectable
- Typical output 12.5 or 25.0 VDC
- 120/240 VAC input
- Dedicated battery charging circuit for safe charging of optional 12 or 24 V sealed lead acid batteries
- Overall Enclosure Dimensions 14" x 12" x 4.5"
- White finish

Supervision

- AC Failure Supervision
- Low Battery Supervision

Available Accessory Boards

- PDB-1R — Fire Trigger
- PDB-4C or F — 4 Outputs
- PDB-8C or F — 8 Outputs
- PDB-8C1R or 8F1R — 8 Outputs with Fire Trigger
- PDB-8C8R or 8F8R — 8

Access
Controlled Outputs
with Fire Trigger

UL Listings

- UL 294
- UL 603
- ULC-S318
- ULC-S533
- All combinations of AQD Power Supplies and Accessory Boards are UL Listed when used in a UL Listed enclosure



MagnaCare
Warranty





Battery
Backup



Dual Voltage
12/24







Power Transfers

CEPT Concealed Electrical Power Transfer

*Beautifully crafted, compact,
secure power transfer*



The heavy-duty, tamper-resistant Concealed Electrical Power Transfer (CEPT) securely transfers power and data from the hinge side of the frame to electrified hardware on the door.

The unit is discreetly concealed between the frame and door when the door is closed. Available in three multi-wire configurations and four finishes, the CEPT complements any architectural setting.

Features

Standard Features

- Mortises into the edges of the door and frame
- Direct retrofit for competitor products
- Tamper resistant
- All metal construction including back boxes
- 7/8" [22.25mm] knockouts on back boxes accommodate EMF-type fittings
- Tested to 1 million cycles
- Compatible with butt hinges up to 6" [152.4mm] and continuous hinges with cutout
- MagnaCare® lifetime replacement, no-fault, no questions asked warranty

Optional Features

- **CEPT-10** includes 8–22 AWG wires plus 2–18 AWG wires for higher current devices
- **CEPT-C5E** includes CAT5E compatible with 8–24 AWG wires, 1–22 AWG wire, conductor, Molex connectors
- **EL-CEPT** is ElectroLynx® compatible with 12–22 AWG wires, ElectroLynx connectors



MagnaCare
Warranty



Fire Rated



Windstorm
Resistant

Specifications

Certifications

- ANSI/UL 10C Listed, 3 hour rated
- ULC-S318 Listed, 3 hour rated
- ANSI/SDI-BHMA A250.13 (+/- 150 psi) Windstorm Listed
- Florida Building Code Approved

Dimensions

- **CEPT Housing:**
9-1/16"L x 1-3/16"W x 1-7/16"D
[230.2mm L x 30.12mm W x 36.52mm D]

Shipping Weight

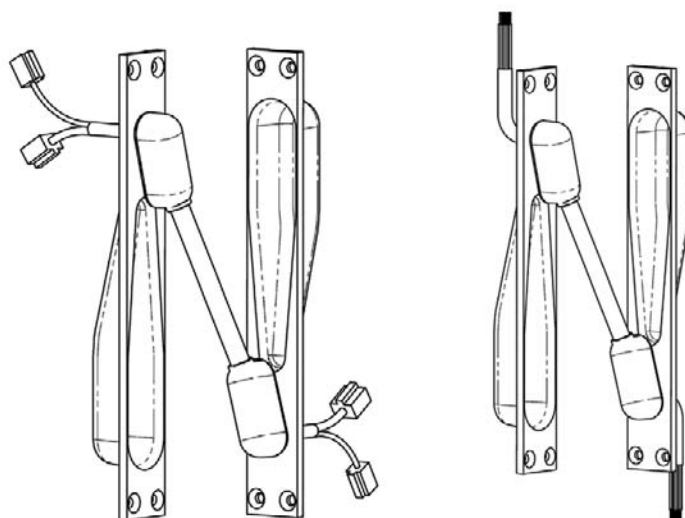
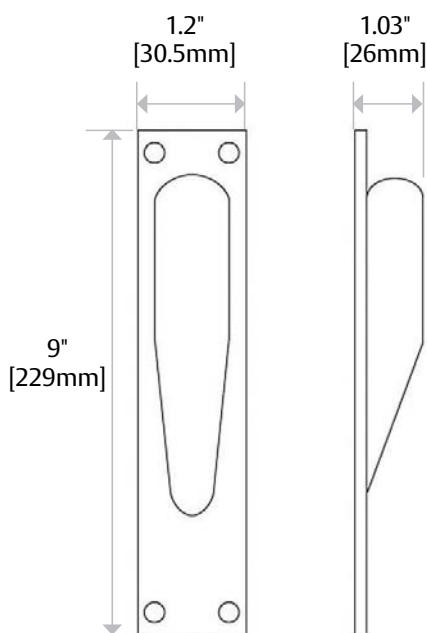
- 2.40 lbs [1.09 kg]

Technical Note

- Not for use with center hung or balanced doors, pocket or offset pivots or swing clear hinges.
- Door swing ranges when installed with butt hinges are:

HINGE SIZE	SWING RANGE
5" [127mm] or less	up to 180°
5-1/2" [139.7mm]	up to 130°
6" [152.4mm] Butt Hinge	up to 110°

Dimensions




How to Order

WIRE CONNECTORS	SHAPE	NUMBER OF WIRES	FINISH
EL	– CEPT	– C5E	– 10B
(blank) No Connectors	CEPT Concealed Power Transfers	(blank) 12 Wires (EL option only)	(blank) 630 Satin Stainless Steel
EL ElectroLynx® Connectors		10 10 Wires	04 606 Satin Brass
		C5E 9 Wires	10 612 Satin Bronze
		NW No Wires	613E Dark Oxidized Satin Bronzed
			BSP Black Suede Powder

NOTE: Not every combination is possible. Please contact factory if you need a combination of features not listed above.

SEPT Square-Cut Electrical Power Transfer

*Square tabs, medium length
for flexible power & data transfer*



Concealed, secure conduit for power and data transfer between a frame and door.

This unit is designed with a stamped steel housing and spring steel conduit to protect power and data wires. The square mounting tabs provide easier installation for recessed installation. The SEPT can be used on swing doors with butt hinges, continuous hinges or pivots with less than 3/4" offset.



Square mounting tabs simplify recessed prep on any door

Features

Standard Features

- Heavy duty design
- Installs in the door and frame edges
- Flexible steel shield protects wires – 1/4" [6.3mm] inside diameter
- Works with almost any type of butt hinge or continuous hinge
- MagnaCare® lifetime replacement, no-fault, no questions asked warranty

Optional Features

- **SEPT-10** includes 8–22 AWG wires plus 2–18 AWG wires for higher current devices
- **SEPT-C5E CAT5E** compatible with 9-22 AWG wire stranded conductor, Molex connectors
- **EL-SEPT ElectroLynx®** compatible with 12-22 AWG Wires, ElectroLynx connectors



Specifications

Certifications

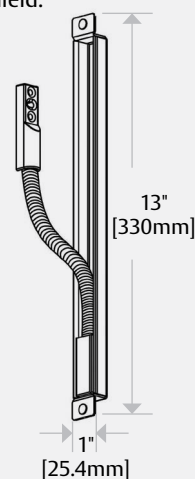
- UL 10C Listed
- CAN4-S104 Listed
- ANSI A250.13 (+/- 150 psi)
- Windstorm Listed

Shipping Weight

- 0.85 lbs [0.39 kg]

Dimensions

- Interior Flex Shield: 1/4" [6.3mm]



How to Order

WIRE CONNECTORS	SHAPE	NUMBER OF WIRES
EL	– SEPT	– C5E
(blank) No Connectors	SEPT Square Cut Power Transfer	(blank) 12 Wires
EL ElectroLynx Connectors		10 10 Wires
		C5E 9 Wires

NOTE: Not every combination is possible. Please contact factory if you need a combination of features not listed above.

US securitron.com | 800 626 7590 | customerservice.securitron@assaabloy.com

Canada assaabloydss.ca | 800 461 3007 | sales.dss.ca@assaabloy.com



MagnaCare
Warranty



Windstorm
Resistant

EPT Electrical Power Transfer

*Concealed, tamper resistant,
flexible power and data transfer*



The EPT Electric Power Transfer provides concealed, secure power and data conduit between a frame and door, transmitting power to electrified locks, exit bars and more.

Its durable stamped steel housing and flexible spring steel conduit make the EPT suitable for most types of swinging doors with butt or continuous hinges or pivot hinges up to 3/4" offset. The EPT-SC accommodates swing-clear hinges and most pivot hinges.

Features

Standard Features

- Installs in the door and frame edges
- Flexible steel shield protects wire bundles up to 5/16" [8mm] thick
- Works with almost any type butt hinge, continuous hinges and some pivot hinges.
- Rounded mounting tabs
- MagnaCare® lifetime replacement, no-fault, no questions asked warranty

Optional Features

- **EPT** for standard hinges and pivot hinges less than 3/4" [19mm] offset
- **EPTL** for extended length up to 5" center to center
- **EPT-SC** for swing-clear hinges or pivot hinges with larger offset; not for use with center pivot doors
- **EL** Models are ElectroLynx® compatible including 12–22 AWG wires, ElectroLynx connectors



NOTE: Not every combination is possible.
Please contact factory if you need a
combination of features not listed above.



MagnaCare
Warranty



Windstorm
Resistant

EPT Electrical Power Transfer

Specifications

Certifications

- UL 10C Listed
- CAN4-S104 Listed
- UL 634 Listed (EL-EPT/ EL-EPTL)
- ULC/ORD-C634 (EL- EPT/EL-EPTL)
- ANSI/SDI-BHMA A250.13
(+/- 60 PSF) Windstorm Listed

Dimensions

- EPT Housing: 12-3/4" L x 7/8" W x 11/16" D
[323.9mm L x 24.8mm W x 17.5mm D]
- EPTL Housing: 21-3/8" L x 7/8" W x 11/16" D
[542.9mm L x 24.8mm W x 17.5mm D]
- Interior Flex Shield: 3/8" [9.5mm]

Shipping Weight

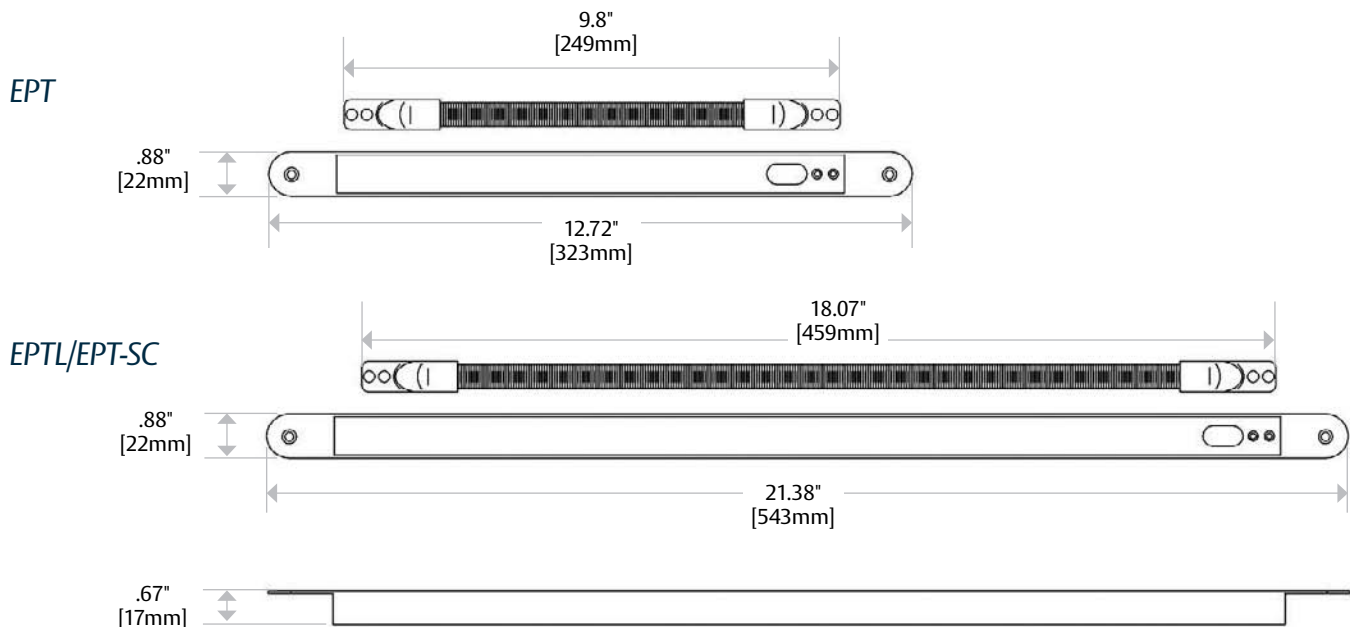
- EPT: 0.75 lbs [0.34 kg]
- EPTL: 1.20 lbs [0.54 kg]
- EPT-SC: 1.25 lbs [0.57 kg]
- EL-EPT: 0.75 lbs [0.34 kg]
- EL-EPTL: 1.20 lbs [0.54 kg]
- EL-EPT-SC: 1.25 lbs [0.57 kg]

How to Order

WIRE CONNECTORS	SHAPE	DOOR SWING/OPTIONS
EL	– EPT	– SC
(blank) No Connectors	EPT 10" Cord	(blank) Standard Swing
		SC Swing Clear / Pivots
		CSE 9 Wires
EL ElectroLynx® Connectors	EPTL 18" Cord*	(blank) Standard Swing Only


* EPTL is only available in standard swing. No other options available.

Dimensions



EH Electric Hinge

Double duty hinge for streamlined power transfer



The EH is an efficient, discreet, concealed solution that provides secure power and data transfer from frame to door when streamlined wiring is needed.

Each hinge features concealed plug connectors that eliminate separate or exposed wiring. Ultimate concealment for tamper-resistance.

Features

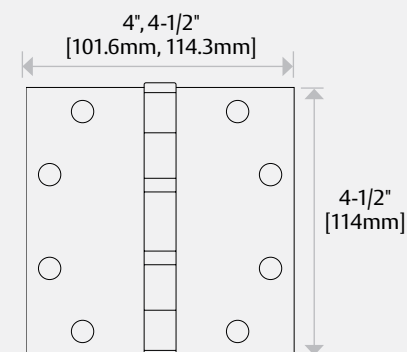
Standard Features

- Transfer power with the highest level of concealment
- Produces the most aesthetically pleasing appearance
- Available in 4-1/2" [114.3mm] or 4" [101.6mm] hinge length
- 500 mA power capability
- 6 conductor, 28 gauge wire
- 6" [152.4mm] pigtail provided for connections
- MagnaCare® lifetime replacement, no-fault, no questions asked warranty

Shipping Weight

- 1.10 lbs [0.50 kg]

Dimensions




How to Order

MODEL SERIES	SIZE
EH	- 45
EH Electric Hinge	40 4" Length
	45 4.5" Length



TSB-C Door Cord

*Simple, affordable solution
for durable, tamper resistant
power and data transfer*



The TSB-C Door Cord is the simplest and most economical solution for power transfer between a door frame and the door.

Designed with an armored stainless steel cable and mounting caps for ease of installation.



Features

Standard Features

- Flexible armored stainless steel cable conduit with plastic end caps
- Maximum flexibility for installation site on door/frame
- Include both gray and black end caps
- Interior diameter: 1/4" [6mm]
- MagnaCare® lifetime replacement, no-fault, no questions asked warranty

Optional Features

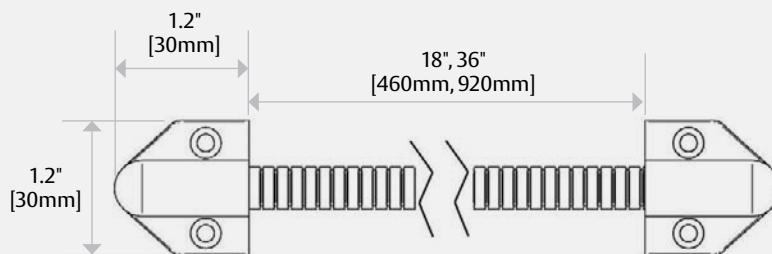
- Product Options
18 18" [460mm] length
36 36" [920mm] length

Specifications

Shipping Weight

- 0.10 lbs [0.05 kg]

Dimensions



How to Order

MODEL SERIES	SIZE
TSB-C	XL
TSB-C Door Cord	(blank) 18"
	XL 36"





Accessories

TM-2 Time Master II Multi-Function Timer



The TM-2 is a premium, industrial duty, multi-function timer that provides precise timing using stackable increments in seconds or minutes and easy-to-use dip switch settings.

Ideally suited for unusual time sequencing requests, like bank or ATM vaults.

Features

Standard Features

- Industrial quality multi-function timer for delay or time sequencing
- DIP switches select delay times of 1 to 255 seconds or minutes
- Flashing LED provides visual indication of remaining time or alert status
- Triggering can be from a NO or NC switch
- MagnaCare® lifetime replacement, no-fault, no questions asked warranty


Specifications

Electrical

- 12 or 24 VAC or VDC
- 5A DPDT relay output

Environmental

- Operating Temperature: 32° to 149° F [0° to 65° C]



TM-9 Time Mate Timer



The compact TM-9 extends the hold-open request of a momentary push button or key switch, enabling single-hand operation of the door or delaying re-arming of alarms.

Features

Standard Features

- Miniature timer extends momentary switches
- Fits in outlet boxes with push buttons or key switches
- 3A SPDT relay energizes for 2 to 36 seconds
- Time setting is selected by easy to configure DIP switches
- Applications include releasing electric locks and shunting alarm contacts
- MagnaCare® lifetime replacement, no-fault, no questions asked warranty

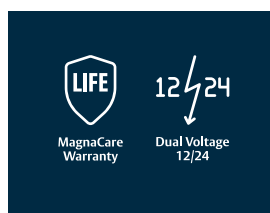
Specifications

Electrical

- 12 or 24 VAC or VDC
- 3A SPDT relay output

Environmental

- Operating Temperature: 32° to 149° F [0° to 65° C]



DT-7 Prime Time Digital Timer



Control doors equipped with electrified hardware—with or without access control—with the DT-7 digital timer.

The DT-7 can be used as a stand-alone unit or in conjunction with DK-26 and other products. Versatile programming supports timed, unlocked, locked, or access-control-only states to turn electric locks or other security systems on and off at programmed times.

Features

Standard Features

- 7-day digital timer
- 10 A DPDT relay can be operated in toggle or pulse mode
- 12 programmed on/off times
- Set daily (6 on, 6 off), on selected days, or on blocks of days
- “First Man In” feature delays preset action until first access
- AA battery provides backup to the display module program memory – battery not included
- MagnaCare® lifetime replacement, no-fault, no questions asked warranty

Specifications

Electrical


- 170 mA at 12 or 24 VAC or VDC

Environmental

- Operating Temperature: 32° to 113° F [0° to 45° C]

Shipping Weight

- 0.75 lbs [0.34 kg]



PZ1 Piezo Sounder



The PZ1 can be used as a local or remote alarm sounder for exit delay or door prop alarm.

Features

Standard Features

- Remote annunciator
- Powerful Piezo sounder — 86 db
- Includes anti-tamper screws
- Stainless steel single gang plate 4-1/2" x 2-3/4" [114mm x 70mm]
- MagnaCare® lifetime replacement, no-fault, no questions asked warranty

Specifications

Electrical

- Operates on 5 VDC – 28 VDC
- Rated at 20 mA operating current at 24 VDC
- 103 dB max at 1 ft and 24 VDC




MagnaCare
Warranty



Dual Voltage
12/24

DPA Door Prop Alarm



The DPA complements door position/door state detection with timed logic and relays that provide escalating alerts when a door is held, propped or unsecure after a defined time period.

This unit promotes safety and loss prevention at ancillary exits for healthcare, commercial and retail facilities.

Features

Standard Features

- Multi-functional control timer provides relay action for alarms and alerts
- Monitors whether a door remains open after a defined time frame
- Includes three SPDT outputs providing local and remote signaling
- Digital time settings from 30 to 240 seconds
- Detects attempts to tamper with lock or door status
- Multiple time ranges for escalating alerts
- Bypass mode for valid access/egress needs
- Comes with Piezo sounder and LED
- MagnaCare® lifetime replacement, no-fault, no questions asked warranty

Specifications

Electrical

- Max draw 100 mA at 12 VDC
Max draw 50 mA at 24 VDC
- 5 A SPDT Relays

Environmental

- Operating Temperature:
32° to 120° F [0° to 49° C]

Shipping Weight

- 2.05 lbs [0.93 kg]

How to Order

MODEL SERIES	VOLTAGE	
BA-DPA	– 24	
BA-DPA Door Prop Alarm Timer	12	12VDC
	24	24VDC



DPS Door Position Switches



DPS-W and DPS-M door position switches enable access control systems to monitor the open or closed state of a door.

These switches can transmit an initiate signal to XDT delayed exit logic timers and DPA door prop logic timers.

Features

Standard Features

- Mated magnetic switch and cylindrical magnetic contact
- Recesses into door and frame
- 3/4" [19mm] round installation, 15/16" [23.8125mm] deep
- Provides normally closed SPST switch
- Works with door gap up to 3/4" [18mm]
- Larger cylindrical magnet counters shielding effect of steel
- MagnaCare® lifetime replacement, no-fault, no questions asked warranty

Optional Features

- Available in white, gray or black

Specifications

Electrical

- Switching Current AC/DC (max): 0.4 A

Environmental

- Operating Temperature: -40° to 150° F [-40° to 65° C]

How to Order

MODEL SERIES		DOOR TYPE	FINISH
DPS		– M	– BK
DPS	Door Position Switch	M Metal Door	BK Black
		W Wood Door	GY Gray
			WH White



MagnaCare
Warranty

MSS Maximum Security Switches

Maximum security switches for door position detection



Tamper-resistant switches provide versatile door monitoring with armored cable options to detect the status of opened areas in higher security settings.

With multiple options for different environments, MSS can be used with access control or alarm systems to provide peace of mind where status detection is a critical concern.

Features

Standard Features

- Interfaces to access control and alarm systems for remote indication of open/closed status
- Unique “mated” magnetic contact for preventing defeat attempts by foreign magnets
- Can be used to provide initiate signal to XDT delayed egress timer
- Hidden anti-tamper output (MSS-1 and MSS-1G)
- Layered protection for tamper detection and reporting
- SPDT Contact
- MagnaCare® lifetime replacement, no-fault, no questions asked warranty

Optional Features

- MSS-1 includes jacketed cable for hollow metal applications
- MSS-1G includes a 3-foot [936mm] stainless steel cable
- RT — Enables remote testing to confirm function
- C — Concealed

Specifications

Certifications

- UL 634 Listed
- ULC/ORD-C634 Listed

Electrical

- Main Output: SPDT at max of 125 mA at 24 VDC; 250 mA at 12 VDC
- Tamper Output: Closed when secure; open to alarm — 1A max current

Environmental

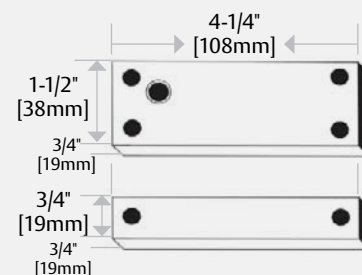
- Operating Temperature: -40° to 150°F [-40° to 65°C]

Shipping Weight

- 1.5 lbs [0.68 kg]



Dimensions



How to Order

MODEL SERIES	MOUNTING METHOD	SPECIAL FEATURE
MSS-1	C	– RT
MSS Magnetic Security Switch	C Concealed G Surface Mount	RT Remote Test

NOTE: No other combinations of model numbers can be ordered.

US securitron.com | 800 626 7590 | customerservice.securitron@assaabloy.com

Canada assaabloydss.ca | 800 461 3007 | sales.dss.ca@assaabloy.com



SECURITRON
ASSA ABLOY

LM Latch Monitors



The LM Series interfaces with an access control or alarm system to indicate the state of the latchbolt.

Used alone or in conjunction with a door position switch, the LM provides confirmation that the door is secure, preventing false alarms and unauthorized access while providing tamper detection. Can also be used to transmit an initiate signal to XDT delayed egress logic timers.

Features

Standard Features

- Electronically detects and reports mechanical latch and bolt positions
- Provides peace of mind that the door is secure
- Installs easily, conceals behind existing hardware
- Requires no jamb or strike plate modification
- MagnaCare® lifetime replacement, no-fault, no questions asked warranty

Optional Features

- LML-1 provides SPDT switch, fits ANSI 4-7/8" [123.825mm] cutout
- LMS-1 provides SPDT switch, fits ANSI 2-3/4" [69.85mm] cutout
- LML-2 monitors mortise latch and deadbolt separately with two SPDT switches

Specifications

Certifications

- UL 634 Listed
- ULC/ORD-C634 Listed
- ANSI/UL 294 Listed
- CSFM — California State Fire Marshal Approved

Electrical

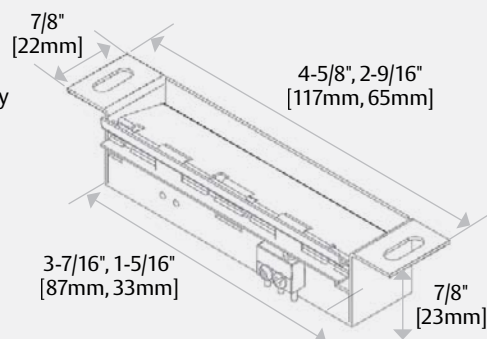
- Contact Rating: SPDT 2A at 24V

Environmental

- Operating Temperature: -40° to 160°F [-40° to 71°C]



Dimensions



How to Order

MODEL SERIES	STRIKE SIZE	NUMBER OF SWITCHES
LM	L	- 2
LM Latch Monitor	L ANSI 4-7/8" Strike	1 Single Switch
	S ANSI 2-3/4" Strike	2 Dual Switches



MagnaCare
Warranty

Updated 11/20/23 Printed in the U.S.A. Patent pending and/or patent www.assaabloydss.com/patents

Copyright © 2023, Hanchett Entry Systems, Inc., an ASSA ABLOY Group company. All rights reserved. Reproduction in whole or in part without the express written permission of Hanchett Entry Systems, Inc. is prohibited.

RB-4 Relay Board



The relay board provides normally-open or normally-closed relays that can be interconnected.

Ideal for interlock installations or wherever a basic relay board is used to trigger action, shunt alarms or report status from an access control system.

Features

Standard Features

- 4 DPDT relays with 2 A contacts
- Individual coil connections — common negative or positive
- Replaces socket mount relays
- Dry contact connections via screw terminals
- Relays have low current coils (13 mA at 12 VDC; 8 mA at 24 VDC)
- Allows operation from most LED drive outputs
- MagnaCare® lifetime replacement, no-fault, no questions asked warranty

Specifications

Dimensions

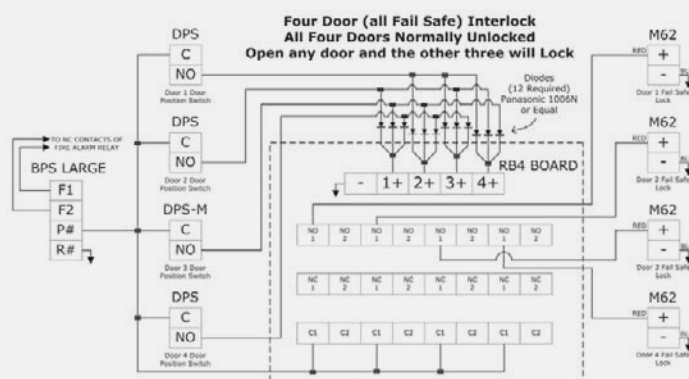
- 4"W x 3-1/2"H
[101.6mm W x 88.9mm H]

Electrical (Max Draw)

- 32 mA at 12 VDC or 32 mA at 24 VDC

Environmental

- Operating Temperature: -13° to 158° F [-25° to 70° C]



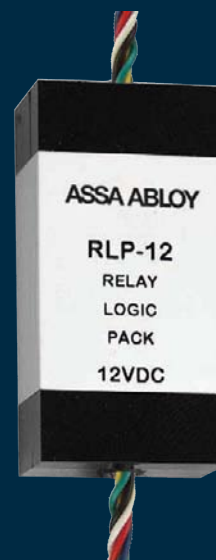
How to Order

MODEL SERIES	VOLTAGE
RB-4	- 12
RB-4 Relay Board	12 12VDC
	24 24VDC



RLP

Relay Logic Pack



The economical, multi-function RLP logic circuit can be used as a DPDT latching alarm relay.

It can also provide a relay for two-door interlocks (mantrap), or can initiate a brief signal delay to eliminate timing problems among multiple monitoring points on a door under access control.

Features

Standard Features

- Provides additional relay to access control systems requiring NO or NC dry status signals
- Provides a brief delay to harmonize door state reporting from multiple detection points
- Can create a relay interlock circuit
- Use with locks to create an interlocked trap entry
- Provides time delay of door operator when electric lock is used
- MagnaCare® lifetime replacement, no-fault, no questions asked warranty

Specifications

Electrical

- 30 mA at 12 VDC
- 15 mA at 24 VDC
- 1 A DPDT relay


Environmental

- Operating Temperature: -13° to 158° F [-25° to 70° C]



How to Order














MODEL SERIES		VOLTAGE	
RLP		– 12	
RLP	Relay Logic Pack	12	12 VDC
RB-4	Relay Board	24	24 VDC



Resources

Icon Glossary

ICON	DESCRIPTIONS	
 Grade 1	Grade 1	Electric Strikes — 1500 lbs or greater static holding force, 70 ft lbs of dynamic holding force, and withstands 500,000 cycles of operation Electromagnetic Locks — 1500 lbs or greater static holding force, 70 ft lbs of dynamic holding force, and withstands 1 Million cycles of operation
 Grade 2	Grade 2	Electric Strikes — 1000 lbs or greater static holding force, 50 ft lbs of dynamic holding force, and withstands 300,000 cycles of operation Electromagnetic Locks — 1000 lbs or greater static holding force, 50 ft lbs of dynamic holding force, and withstands 1 Million cycles of operation
 Grade 3	Grade 3	Electric Strikes — 500 lbs or greater static holding force, 33 ft lbs of dynamic holding force, and withstands 100,000 cycles of operation Electromagnetic Locks — 500 lbs or greater static holding force, 33 ft lbs of dynamic holding force, and withstands 1 Million cycles of operation
 MagnaCare Warranty	MagnaCare® Warranty	Securitron's exclusive MagnaCare® lifetime replacement, no-fault, no questions asked warranty
 SecuriCare Warranty (3)	SecuriCare Warranty (3)	Securitron's exclusive SecuriCare three-year, no-fault, no questions asked warranty
 Mortise Locks with Deadbolt	Mortise Locks with Deadbolts	A lock case that fits into a prepared rectangular shaped recess in the edge of a door. Deadbolts are bolts having no spring action, but are operated by a thumb turn or key.
 Mortise Locks without Deadbolt	Mortise Locks without Deadbolt	A lock case that fits into a prepared rectangular shaped recess in the edge of a door. Latchbolts are a spring actuated bolt, with a beveled surface, which, when aligned with the strike plate, engages it automatically.
 Cylindrical Locksets	Cylindrical Lockset	A lock for a door prepared with one or more cross-bores and one or more edge-bores
 Rim Exit Devices	Rim Exit Devices	A latch mechanism that releases by depressing a cross bar or panel extending across the width of the door sometimes called a panic bar, panic exit hardware or fire exit bolt
 Specialty Locksets	Specialty Locksets	Includes specialty locksets including but not limited to cylindrical deadbolt, hook bolt, unit lock, weiser bolt, and narrow style aluminum lock
 Swinging Door	Swinging Door	For use on swinging doors or cabinets
 Sliding Door	Sliding Door	For use on sliding doors or cabinets
 Roll-Up Door	Roll-Up Door	For use on roll-up doors or cabinets
 Drawers	Drawers	For use on cabinet drawers

ICON	DESCRIPTIONS	
 Field Selectable (Fail-secure /Fail safe)	Field Selectable Fail Secure/Fail Safe	Product able to be configured in the field to operate in fail safe (power to lock) or fail secure (power to unlock)
 12/24 Dual Voltage 12/24	Dual Voltage	Product able to be configured in the field to operate on either 12 or 24 volts or provide 12 or 24 volts
 12/24 Auto Sensing Dual Voltage 12/24	Auto Sensing Dual Voltage	Product automatically configures to operate on either 12 or 24 volts
 PoE Friendly	PoE Friendly	An electronic locking device with a standby current draw of less than 300 mA at 12 VDC, which ensures compatibility with most PoE enabled door controllers with sufficient capacity to allow for other access control peripherals to be powered around the door
 Battery Backup	Battery Backup	Supports the addition of batteries to provide backup power in case of a primary source power outage
 Fire Rated	Fire-Rated	Products with a Fire Rating have been evaluated and listed to UL10B, "Fire Test of Door Assemblies" and UL10C, "Positive Pressure Fire Tests with Door Assemblies". The hourly rating qualification is also noted
 Windstorm Resistant	Windstorm Resistant	Windstorm resistant products are certified to meet the performance requirements of windstorm-rated assemblies on exterior swinging door applications (Products are designed and tested to perform in sustained winds up to 150 miles per hour)
 Preload	Preload Capable	Preload capable products are capable of opening under load as defined applicable ANSI/BHMA standards
 Outdoor Rated	Outdoor Rated	Product has been tested and shown to comply to UL1034, including the "Outdoor Equipment Use" section
 Burglary Rated	Burglary Rated	Product has been tested and shown to comply to UL1034
 UL CERTIFIED	UL Listed	UL Listed means that UL has tested representative samples of the product and determined that it meets UL's requirements. These requirements are based primarily on UL's published and nationally recognized Standards for Safety
 CE	CE Listed	CE listed is a conformity marking for certain products sold within the European Economic Area (EEA)
 CERTIFIED ENVIRONMENTAL PRODUCT DECLARATION	Environmental Product Declaration	A UL-certified Environmental Product Declaration (EPD) is a thorough, internationally harmonized report produced by a manufacturer documenting the ways a product, throughout its lifecycle, impacts the environment

Basic Magnetic Locking System

Use on any exit door where free egress is permitted

Inside Operation

The door is secured via the Magnalock®. Free egress is accomplished by pushing on the TSB which de-energizes the lock. Contact the factory for additional exit devices necessary for fire-rated installations.

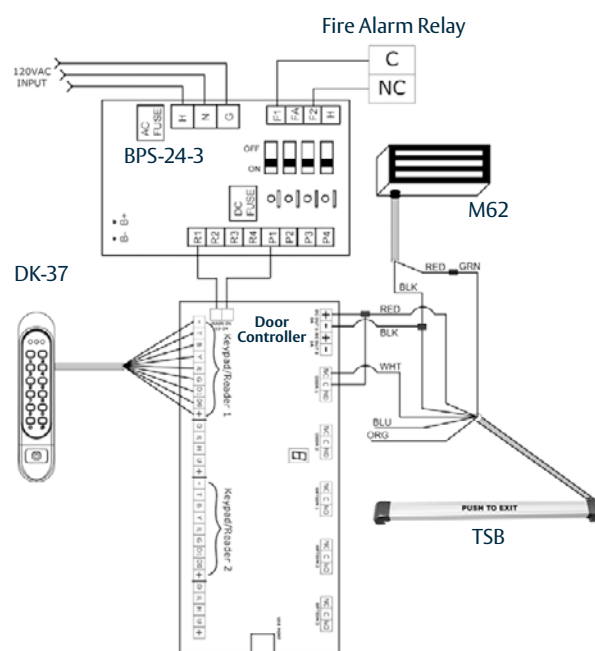
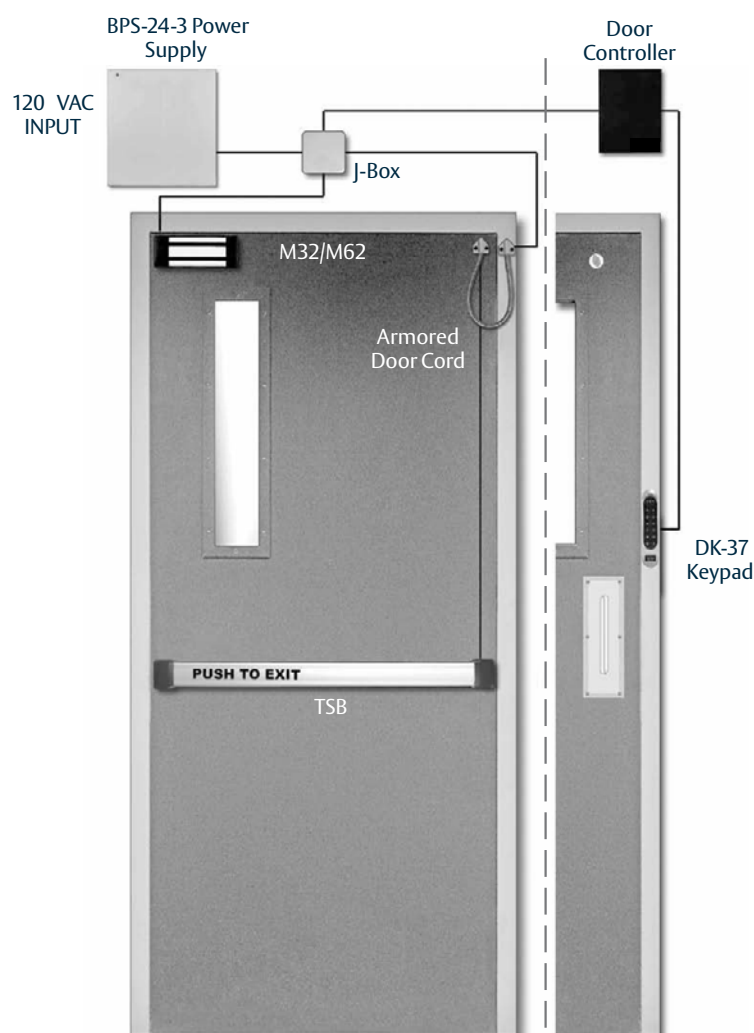
Outside Operation

The door is secured via the M62 Magnalock. Entry is permitted using an optional entry device which releases the magnetic lock.

System Components

M62 Magnalock	p. 18
BPS-24-3 Power Supply	p. 110
TSB Touch Sense Bar	p. 100
DK-37 Digital Keypad	p. 74
TSB-C Door Cord*	p. 144

*Door cord is included with the TSB Touch Sense Bar



Delayed Egress Magnetic Locking System

Use on exit doors where a 15 to 30 second delay is desirable before egress is allowed. This exit delay system is typically used to fight risk of loss by theft in retail sites, museums, libraries, etc. Exit delay technology is also an important safety consideration for hospitals and nursing homes as these facilities are often responsible for preventing unauthorized exit by patients under their supervision. This system meets NFPA life safety code 101 and all US/Canada model codes.

Inside Operation

The door is secured via the Magnalock. Egress without the alarm is accomplished using an optional bypass device. Emergency egress is accomplished when the BA-XDT is activated by pushing on the TSB bar which will initiate the exit delay cycle.

Outside Operation

The door is secured via the M62B Magnalock. Entry is permitted using an optional entry device which releases the magnetic lock and shunts the exit delay system as well as the alarm contacts. The Magnalock will release after the selected delay period has expired, allowing egress. The Magnalock will not resecure until the door system is reset using the MK Key switch.

System Approvals and Listings

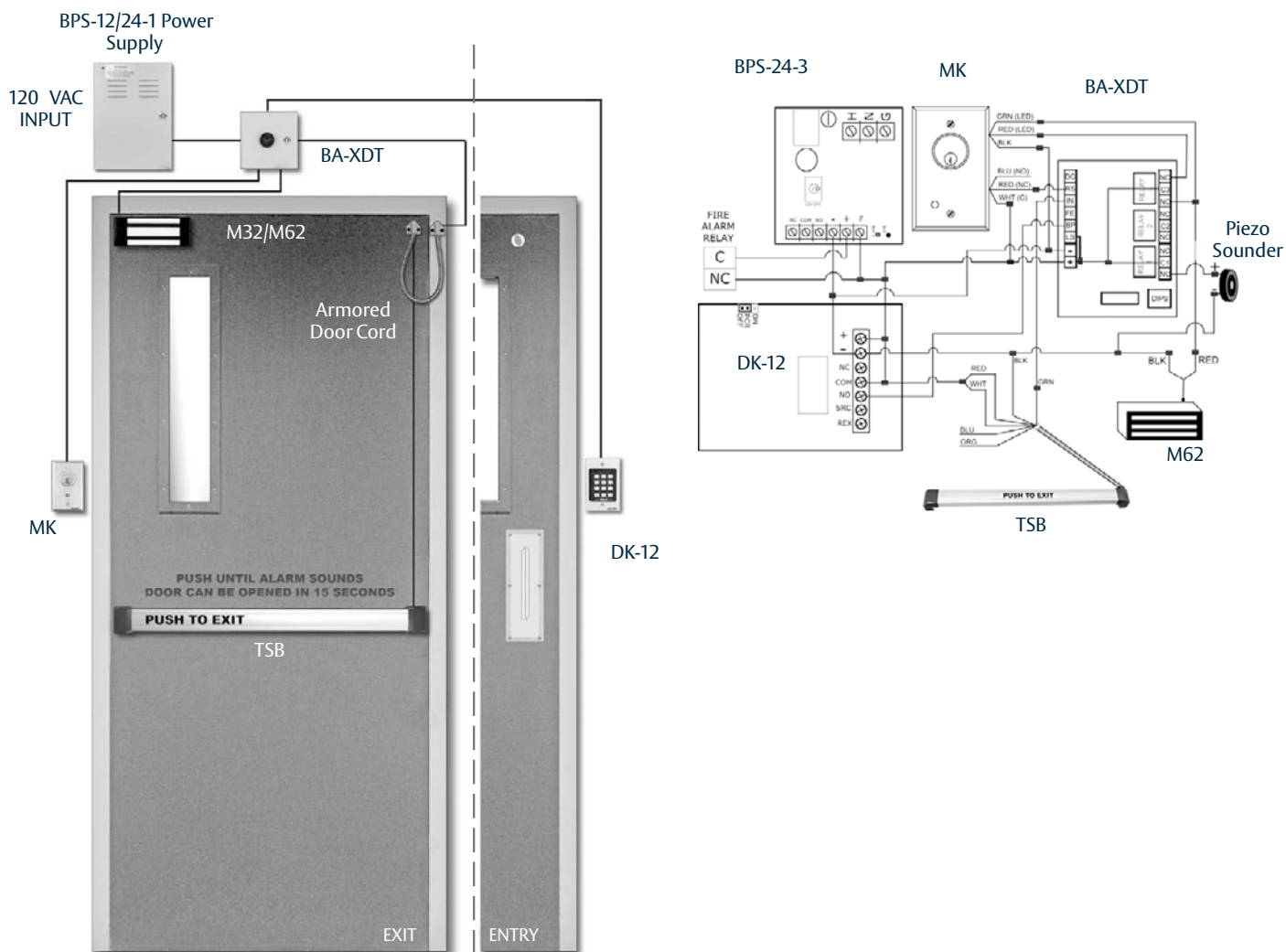
Underwriter's Laboratories: FWAX Special Locking Arrangements File SA6635

California State Fire Marshal: 3774-0923:102

System Components

M62 Magnalock	p. 18
BPS-12/24-1 Power Supply	p. 108
TSB Touch Sense Bar	p. 100
DK-12 Digital Keypad	p. 68
MK Mortise Key switch	p. 92
BA-XDT Exit Delay Timer	p. 12
TSB-C Door Cord*	p. 144

*Door cord is included with the TSB Touch Sense Bar



Store Front Magnetic Locking System

Use on any bi-directional exit door where free egress is permitted

Inside Operation

The door is secured via the SAM. Free egress is accomplished by pushing on the TSH which de-energizes the lock.

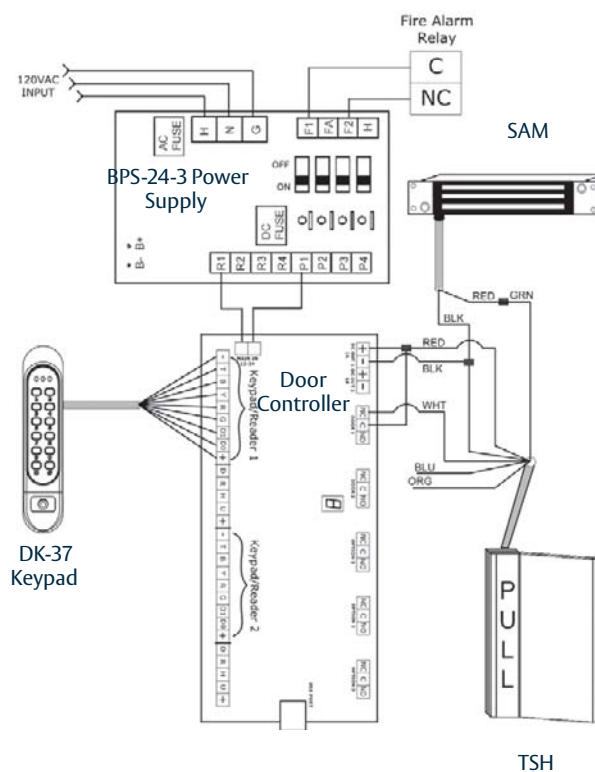
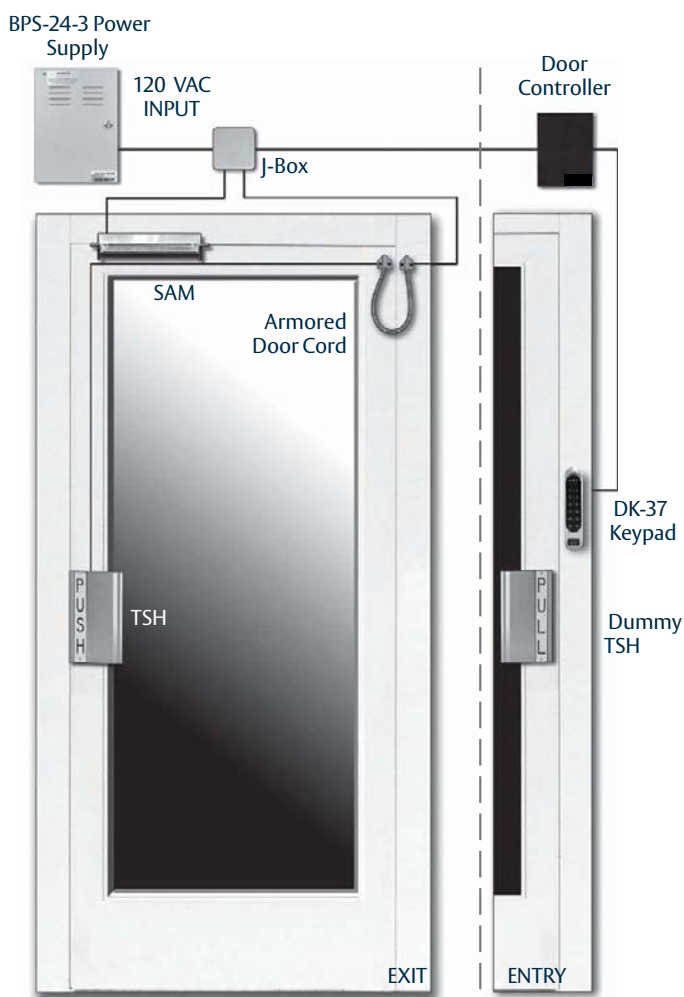
Outside Operation

The door is secured via the SAM Magnalock. Entry is permitted using an optional entry device which releases the magnetic lock.

System Components

SAM Shear Magnalock®	p. 40
BPS-24-3 Power Supply	p. 110
TSH Touch Sense Handle	p. 104
DK-37 Digital Keypad	p. 74
TSB-C Door Cord*	p. 144

*Door cord is included with TSH Touch Sense Handle



Motion Activated Magnetic Locking System

Use on any interior or exterior access controlled egress security door

Inside Operation

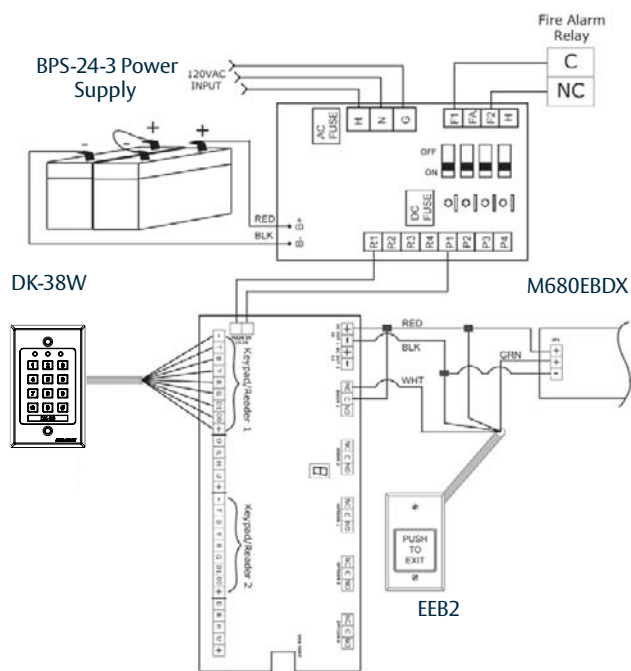
The door is secured via the Magnalock. Free egress is accomplished by activating the motion sensor or by pushing the emergency exit button. Both will de-energize the lock.

Outside Operation

The door is secured via the M680EBDX Magnalock. Entry is permitted using the keypad or optional entry device.

System Components

M680EBDX EcoMag®	p. 6
BPS-24-3 Power Supply	p. 110
EEB Emergency Exit Button	p. 85
DSB	p. 98
DK-38 Digital Keypad	p. 76
TSB Touch Sense Bar	p. 100



Glass Door Magnetic Locking System

Use on any full glass interior or exterior access controlled egress security door. The R100 surface mounted wireless reader with ASSA ABLOY Aperio® technology offers an aesthetically appealing way to extend access control to glass, stone, granite or marble entryways.

Inside Operation

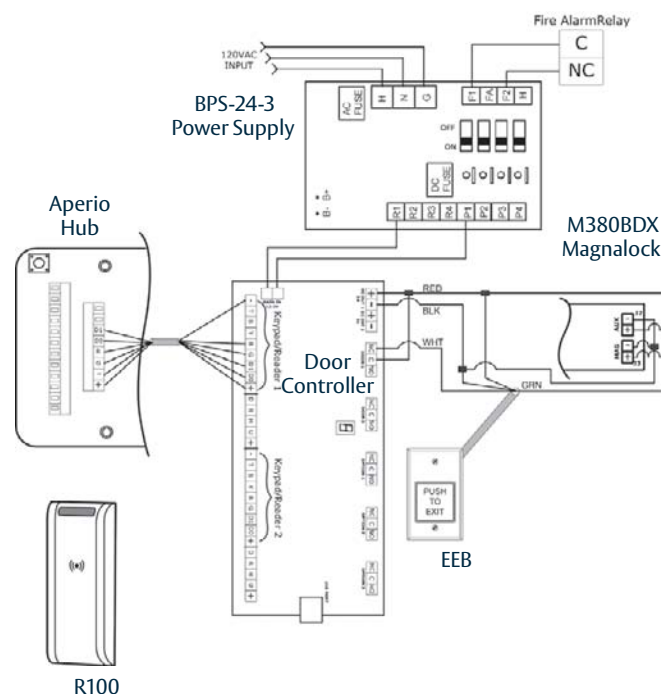
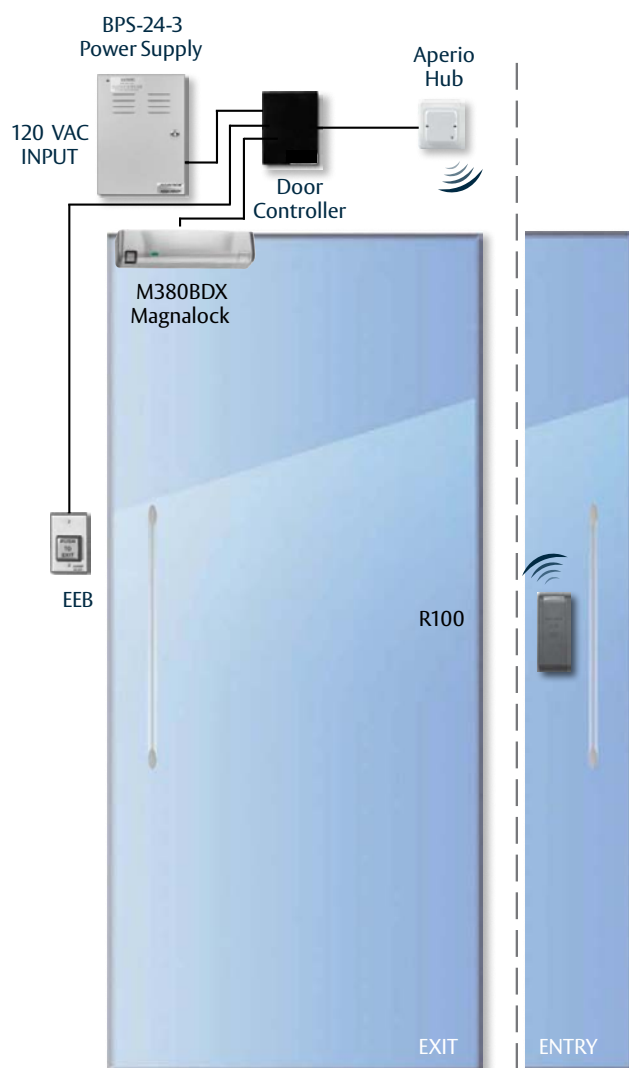
The door is secured via the M380BDX Magnalock adhered with 's accessories for glass door installations. Free egress is accomplished by activating the Request to Exit or by pushing the emergency exit button. Both will de-energize the lock.

Outside Operation

To enter, an RFID credential is presented to the R100-H surface mount wireless reader. The door controller checks the credential and if it is approved, releases the M380BDX.

System Components

M380BDX Magnalock®	p. 4
BPS-24-3 Power Supply	p. 110
EEB Emergency Exit Button	p. 85
R100	p. 78
Glass Mounting Components	p. 33



Gate Locking System

Use on any exterior access controlled security gate

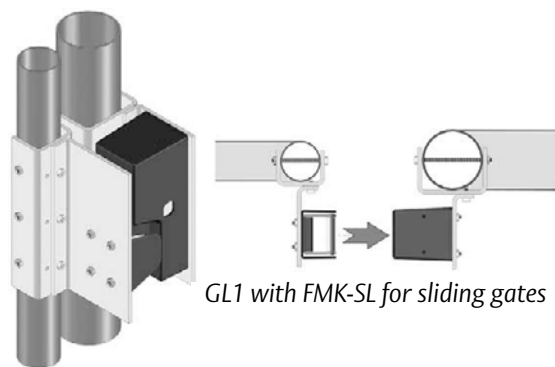
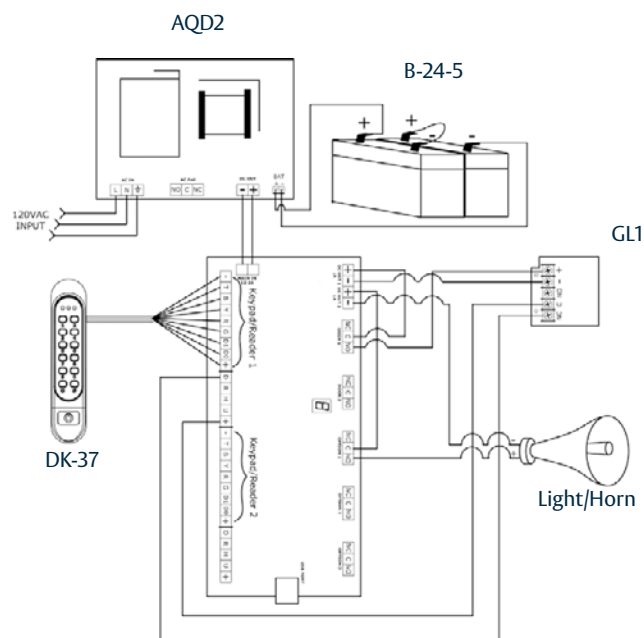
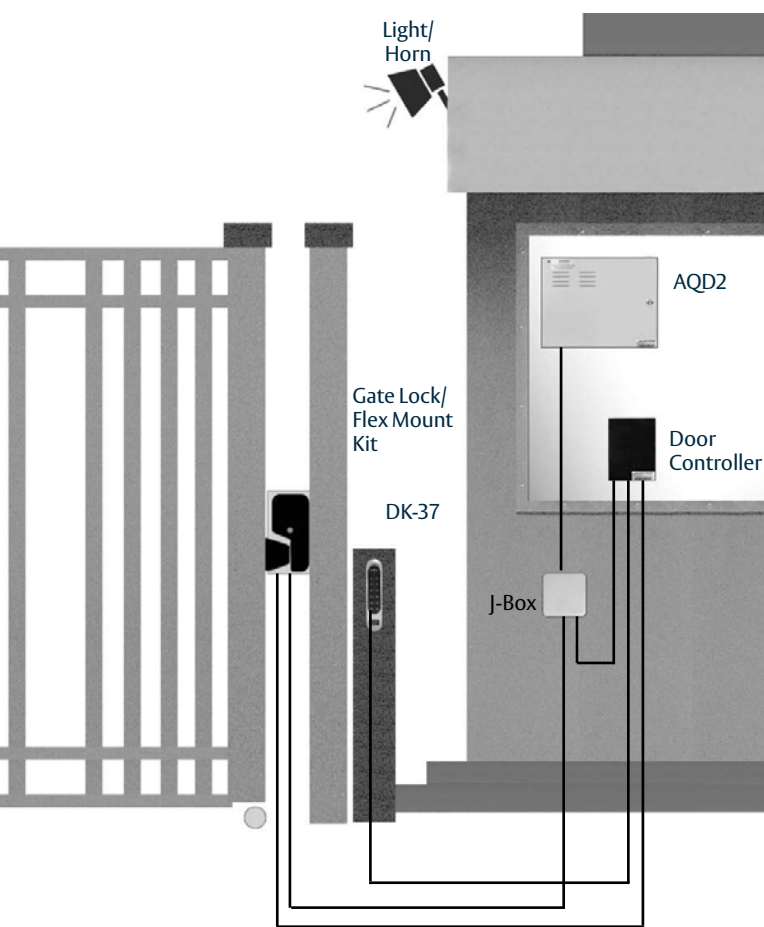
Maximize your gate locking system by pairing it with an Ameristar fence. ASSA ABLOY group brand Ameristar, based in Tulsa, Oklahoma, focuses on increasing strength and durability, enhancing the aesthetic appearance of modern fence products, and promoting ease of installation. Ameristar is known for producing the highest quality residential, commercial, industrial and high-end security fences in today's market place, including sites such as the Statue of Liberty, the 9/11 Memorial in New York City and the Dallas Cowboys Stadium.

Outside Operation

The gate is secured via the GL1 Gate Lock. Entry is permitted using the weatherproof keypad.

System Components

GL1-FS Gate Lock	p. 56
AQD2 Power Supply	p. 120
Flex Mounting Kit	p. 58
DK-37 Digital Keypad	p. 74
Battery B-24-5	p. 108



GL1 with FMK-SL for sliding gates

Securitron

Terms & Conditions

PRICES: All prices are subject to change without notice. Prices listed on the Securitron website will serve as the most current list price. All shipments will be made at prices in effect at the time of order. The customer shall be responsible for payment of all applicable sales and/or use taxes and freight costs.

MINIMUM ORDER: Minimum product charge per invoice is \$150.00 USD.

PAYMENT TERMS: Net thirty (30) days from date of invoice. Interest at the rate of up to 1-1/2% per month may be charged on all past due accounts. An order received on an account which has not been paid within 45 days of the date of invoice may not be processed until the account is current. Custom orders may require a deposit.

DELIVERY TERMS: All prices are Ex-works factory. Purchaser assumes the risk of loss or damage to the goods while in transit from the point of shipment. Securitron reserves the right to make delivery in installments. Installments shall be separately invoiced and paid for when due. Delay in delivery of an installment shall not relieve the purchaser of its obligation to accept remaining deliveries.

FREIGHT POLICY: All Purchase Orders received with a minimum net value of \$3,500 will qualify automatically for free standard freight within the continental United States. This minimum amount applies per Purchase Order to qualify and does not include free expedited freight. Qualified orders may ship partial or ship complete at your preference. Qualified orders that ship partial will not incur freight charges. All shipments that do not qualify for free freight will be charged for freight based upon our terms in effect at the time of shipment. Customers may provide their own carrier account number for expedited freight methods or for any Purchase Order to be used to cover freight costs. Minimum amounts are subject to change without notice.

SHORTAGE: Any claim for shortages must be made to Securitron in writing within one (1) week of receipt of merchandise.

WARRANTY RETURNS: A Customer Care Form (CCF) for defective product must be obtained from Securitron before any merchandise can be returned. CCF's are valid for sixty (60) days from date of issuance. Goods returned under the terms of MagnaCare® and SecuriCare® Warranties may require a copy of the original invoice.

RETURNS: A Customer Care Form (CCF) must be obtained from Securitron before any merchandise can be returned. CCF's are valid for sixty (60) days from date of issuance. Items that are not factory sealed, or that are returned later than 90 days from the date of receipt are subject to a restocking charge plus an additional charge for any damage.

CANCELLATIONS: Any order may be subject to a 5% cancellation charge for catalog items. Cancellation of non-catalog or custom items will be subject to a 20% cancellation charge plus all costs (both direct and indirect) incurred by manufacturing at the point of cancellation that are properly allocated to the cancelled item(s).

LIMITATION OF LIABILITY: Neither party will be liable to the other for any delay or failure in performance arising directly out of war, sabotage, insurrection, riot, and any other act of civil disobedience, act of public enemy, fire, explosion, flood, storm, or other act of God or nature, or similar cause beyond its reasonable control, including shortage or unavailability of labor or materials. If, notwithstanding the foregoing limitations, Securitron has any liability to the purchaser, the purchaser agrees that the total liability to the purchaser for all losses, damages, and causes of action, whether in contract, equity, tort (including without limitation, negligence and gross negligence), or otherwise, will not exceed the amount the purchaser paid to Securitron for the products (including, without limitation, incidental or consequential damages, damages for lost profits or business interruption, and punitive damages).

NO THIRD PARTY LIABILITY: If the purchaser uses the Securitron Products on behalf of others or provides to others any products referenced herein, the Securitron Parties shall have no liability to such persons whatsoever, and the purchaser agree to defend and indemnify the Securitron Parties from any and all claims and demands asserted against them, and from any legal fees, costs and other expenses that the Securitron Parties incur therewith.

Customers purchasing from Door Security Solutions Canada can find Canadian terms and conditions at assaabloydss.ca/terms

Warranty Policy

In 1999 Securitron introduced the first no-fault, no questions asked warranty to the industry, MagnaCare®. We believe that the best products in the industry should be supported by our commitment to deliver the highest quality products and services. Securitron is proud to now extend the most comprehensive no-fault, no questions asked warranty coverage to all of our products and solutions. This is our expectation and commitment to you – our valued customer.



MagnaCare Warranty

Duration: Lifetime

Condition: Any reason, including, but not limited to, installation error, vandalism or force majeure.

Replacement: Replacement product or equivalent shipped at Securitron expense via next day air freight in most cases.

Products Covered:

- Electromagnetic and Specialty Locks
- Power Supplies (excluding BPSS) and Power Transfers
- Push Buttons, Keypads, Key Switches and Egress Devices

Check your individual product to determine warranty coverage. Batteries and consumables are not covered by Securitron Warranty programs. Replacement products, at Securitron's sole option, may be the identical item or a unit which serves as a functional replacement. If the customer has an account with Securitron or a valid credit card, the customer may order an advance replacement product, whereby Securitron will charge the customer's account for the price of the product plus next day air freight, and will credit back to the customer the full amount of the charge, including outbound freight, upon Securitron's receipt of the original product from the customer. Securitron's sole and exclusive liability, and customer's sole remedy, is limited to the replacement of the Securitron product when delivered to Securitron's facility (freight and insurance charges prepaid by customer).



SecuriCare 3-year Warranty

Duration: Three years from date of shipment

Condition: Any reason, including but not limited to, installation error, vandalism or force majeure

Replacement: Replacement product or equivalent shipped at Securitron's expense via next day air freight in most cases.

Products Covered:

- DR100 and R100 Aperio® Wireless Card Readers
- BPSS Solar Power Supplies
- GL1 Gate Lock & Accessories
- Accessories

NOTES

SECURITRON®




securitron.com

The ASSA ABLOY Group is the global leader
in access solutions. Every day we help
people feel safe, secure and experience
a more open world.

SECURITRON®

ASSA ABLOY



USA

800 626 7590 | f. 866 582 4641 | securitron.com
customerservice.securitron@assaabloy.com
techsupport.securitron@assaabloy.com
orders.securitron@assaabloy.com

CANADA

800 461 3007 | f. 800 461 8989 | assaabloydss.ca
sales.dss.ca@assaabloy.com
orders.dss.ca@assaabloy.com

securitron.com

Printed in the U.S.

Patent pending and/or patent www.assaabloydss.com/patents

Copyright © 2023, Hanchett Entry Systems, Inc., an ASSA ABLOY Group company.
All rights reserved. Reproduction in whole or in part without the express written
permission of Hanchett Entry Systems, Inc. is prohibited. SEC-112-0623