

# THE MOTHER OF ALL

Newsletter of the Arizona Desert Weavers & Spinners Guild, Inc.

FEBRUARY 2026

Volume 54, Issue 5

## *From the President Desk* **Merlyn Heck**

[adwsg.president@gmail.com](mailto:adwsg.president@gmail.com)

Being part of a paleontology club, I get a lot of requests to crochet unusual dinosaurs. You're just never going to find Nothronychus or Microraptor plushies from commercial vendors, and everyone should get a chance to snuggle their favorite prehistoric megafauna! The obscurity of these dinosaurs means there usually isn't a written crochet pattern out there already, and so in support of my friends' obsessions, I set out to make one up myself.

My most recent subject was *Ornatops incantatus*, a type of "duck-billed" hadrosaur that lived in New Mexico 80 million years ago.



*Ornatops incantatus*, by Brian Engh

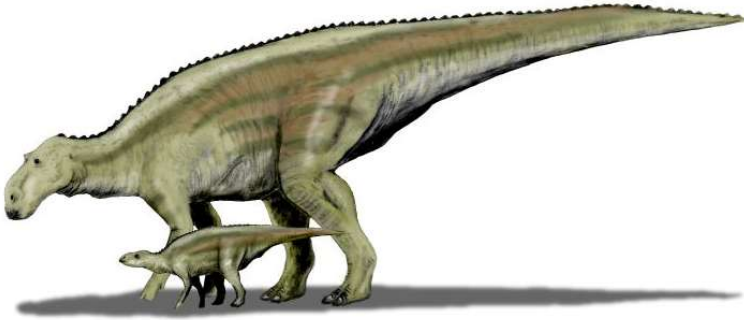
The first thing I do when trying to crochet a new dinosaur is to determine what makes it stand out from other, similar dinosaurs. The features that will make my friend say "That's it! That's my favorite guy!" In this case, it's the little frill on its face that it's named after- *Ornatops* means "ornate face."

My next step is to figure out the body shape. This was a challenge for *Ornatops*, since the only visual reference I had to work with was the above drawing of its head. After reading through some journal articles, I learned that *Ornatops*

**From the President Desk**  
**Merlyn Heck**

is known from a partial skeleton, of which we mostly have skull material, so I would have to figure out a close-enough body plan based on its closest relatives.

Ornatops was a hadrosaur, which is a family of plant-eating dinosaurs that generally had small heads, large hind legs, and smaller front legs that they could use for walking or for pulling branches down from trees. It's also closely related to Maiasaura, the "good mother dinosaur," of which we have a more complete fossil record! Given the close family relationship, I figured the Maiasaura was a good basis for the Ornatops body shape. It's also very similar to a crochet pattern I've used before, this Iguanodon (another member of the hadrosaur family).



*Maiasaura drawing by Nobu Tamura. Iguanodon crochet pattern by Laura Gillard.*

Since I was able to rely on this pattern for the general shape, all I had to do was alter it to get the crucial details right. The crest was easy to figure out from the reference photo, but when I got to the legs, I had to think. The kind of person who chooses Ornatops as their favorite dinosaur is the kind of person who would care deeply about how many toes Ornatops had on each foot, and the Iguanodon pattern may not be quite right. After texting a paleontologist friend the very normal question "Hey, do you know how many toes Ornatops had?" I opted to model it after the Maiasaura: Hind feet with three splayed toes, and more vertical, hoof-like forefeet.



*Ornatops incantatus* was a great hit at Christmas! It has a new home on display in my friend's office, she's very happy with her new hadrosaur buddy, and I am eagerly anticipating the next obscure prehistoric creature request.

See you at the meeting! **Merlyn, *President***

## ***FEBRUARY 7, 2026 Presentation***

***Our January meeting***

### ***Fiber Journey Continues:***

The sign-up for presenting the "other fiber arts" that our members engage in was so heavy that a recommendation was made to split the topics over the next two meetings. Come see the arts that your fellow members create. Members will bring their work and discuss their crafts.

At present the February Meeting will cover:

- Basketry
- Coiling/Knotting
- Dorset Buttons
- Dying
- Embroidery
- Felting
- Paper making and Printing
- Sprang



The March meeting will cover:

- Crochet
- Knitting
- Lace and Tatting
- Miser Bags
- Quilting
- Rug Hooking
- Sewing
- Sashiko Stitching

## **WAYS & MEANS**

**Riley McInnis & Colette Hogue**

[adwsg.waysandmeans@gmail.com](mailto:adwsg.waysandmeans@gmail.com)

Greetings from your Ways and Means committee!

We just have a couple of general announcements for you:

- We will have a raffle next meeting. Looking forward to seeing you and your dollars! Tickets will be \$1 each, or 6 for \$5.
- If you have any donations for the Guild or for the Art Resource Center, please feel free to bring those, and we can sort through them!
- Fiber stored with mothballs cannot be accepted for donation. Thank you for keeping this in mind.
- The rental fee for equipment is \$20/month. The current list for equipment available for rental or sale can be found on our website: <https://adwsg.org/rentals-and-sales>

Thank you so much! We appreciate you all!

## **Demonstrations**

**Jody Dozer**

[adwsg.demonstrations@gmail.com](mailto:adwsg.demonstrations@gmail.com)

We have multiple opportunities to share our knowledge and passion for fibers.

Glendale folk & Heritage Festival at Sahuaro Ranch Park. We still have space available on Saturday Feb. 28th 10 am - 5 pm

Cave Creek Museum is hosting a family fun day, Sheep to Shawl. It will be held Saturday March 7th (March Guild meeting day) from 10 to 11 am.

And it's almost Maricopa County Fair day. Looking ahead demonstrators will be needed Friday April 3rd and Saturday April 11th.

If interested in demonstrating please reach out to Jody

Thank you,  
Jody  
[jody@dozerlane.com](mailto:jody@dozerlane.com)

## FEDERATION

Helene Hall

[adwsg.federation@gmail.com](mailto:adwsg.federation@gmail.com)

### AZ Fiber Arts Festival update:

April 10-12, 2026, Camp Verde AZ

Registration is open for everyone but closes on March 1.

Invite your friends & family. There's something for everyone.

Do you belong to a knitting group? There's a workshop on Designing Fair Isle Knitting

A quilting group? There's a workshop on Textile Weaving with Fiber, Fabric and Yarn.

Please spread the word so that we can make this a successful event!

Check out the following link:

<https://azfed.org/arizona-fiber-festival/>

Some classes are filling up, so if there's one in particular that you'd like to attend check in soon.

**\*\*We still need 50 so needle holders. Please refer to Julie's email for more information on how to make these.**

**\*\*We have committed to supplying a raffle basket. Ways and Means has volunteered to collect and organize items for the basket. Please bring items to the guild meeting in February and March.**

**\*\*ADWSG will host a booth at the Festival. Set up is Friday, April 10 until 3. The vendor hall opens at 4:00 and runs until 6 on Friday. Saturday's hours are 9am to 5pm and Sunday hours are 9am to 3pm after which we can tear down. There will be a sign up sheet at the guild meeting. Please sign up for a shift or two. If you're unable to attend the meeting and would still like to sign up, just let me know your availability and I will write you in. Volunteer blocks are generally 2 hours, but any amount of time you can do would be great.**

Thanks again for stepping up to make this event a success!

Traveling teacher:

Plans are underway for the next traveling teacher (2027). The Federation is considering online as well as in-person classes as a way to reach a greater number of guild members. Please reach out to me to voice your opinion. We are also beginning to look at topics/instructors. Let me know if you have any suggestions.

**\*\*Other volunteer opportunities will be announced shortly Thanks again for stepping up to make this event a success!**

## FEDERATION

Helene Hall


[adwsg.federation@gmail.com](mailto:adwsg.federation@gmail.com)

### FESTIVAL-CLASS-BROCHURE

Festival Sponsors –



THE  
Handweaving  
Academy



*Fiber Arts Center*

## HOSPITALITY

Julie Cattaneo

[adwsg.hospitality@gmail.com](mailto:adwsg.hospitality@gmail.com)

I would like to request a volunteer to help me with hospitality. This is a great way to get to know the people of the guild. You have to be at every meeting to make the coffee. It worked for me! Please let me know if you would like to help. [Hospitality@azdswg.org](mailto:Hospitality@azdswg.org)

Remember to label any treats donated with the major ingredients, ie flour, eggs, nuts, & dairy products, for those guild members that have allergies. Thank you in advance.

## LIBRARY

Beki Welsch

[adwsg.librarian@gmail.com](mailto:adwsg.librarian@gmail.com)

The library acquired one new book this month: ***Krokbragd: Contemporary Weaving with Color*** by Angie Parker. Krokbragd is a weft-faced twill weave usually woven on three shafts. It is quite dense and is often used for rugs, cushions, bags and wall hangings. We also carry Debbie Greenlaw's book ***Krokbragd: How to Design and Weave***.

I also received the Spring 2026 issue of Weft Magazine. This issue focuses on Drape and explores how fiber choice, sett, yarn size, texture and weave structure all affect the drape of your fabric.


## WONDERFUL WEAVERS STUDY GROUP

Ann Ormiston

[adwsg.weavinggroup@gmail.com](mailto:adwsg.weavinggroup@gmail.com)

*Our study group will be starting a new book, February 15<sup>th</sup>. We meet on ZOOM the 3<sup>rd</sup> Sunday of the month at 1:30 pm. If you are interested in joining us for our next Study project, please contact me at the above email address, so I can add you to our invitation list.*

*Our next study project will be using "Summer & Winter Simply" Understanding the weave structure. By Susan Kesler-Simpson. 4-8 shaft weaves.*



## OFFICERS FOR 2025-2026

President	Merlyn Heck	<a href="mailto:adwsg.president@gmail.com">adwsg.president@gmail.com</a>
Vice President Programs	Vacant	<a href="mailto:adwsg.programs@gmail.com">adwsg.programs@gmail.com</a>
Vice President Workshops	Roberta Perpich	<a href="mailto:adwsg.workshops@gmail.com">adwsg.workshops@gmail.com</a>
Treasurer	Sue Carneal	<a href="mailto:adwsg.treasurer@gmail.com">adwsg.treasurer@gmail.com</a>
Secretary	Velvet Dishon	<a href="mailto:adwsg.secretary@gmail.com">adwsg.secretary@gmail.com</a>

## COMMITTEE CHAIRS FOR 2025-2026

Demonstrations/Publicity	Jody Dozer	<a href="mailto:adwsg.demonstrations@gmail.com">adwsg.demonstrations@gmail.com</a>
Federation Representative	Helene Hall	<a href="mailto:adwsg.federation@gmail.com">adwsg.federation@gmail.com</a>
Historian	Jamie Krauss	<a href="mailto:adwsg.historian@gmail.com">adwsg.historian@gmail.com</a>
Hospitality	Julie Cattaneo	<a href="mailto:adwsg.hospitality@gmail.com">adwsg.hospitality@gmail.com</a>
Interest Groups		
Spinning/Fiber Group	Paula Rudnick	<a href="mailto:adwsg.fibergroup@gmail.com">adwsg.fibergroup@gmail.com</a>
Wonderful Weavers	Ann Ormiston	<a href="mailto:adwsg.weavinggroup@gmail.com">adwsg.weavinggroup@gmail.com</a>
In Person Spinning Group	Sue Garber	<a href="mailto:adwsg.programs@gmail.com">adwsg.programs@gmail.com</a>
Librarian	Beki Welsch	<a href="mailto:adwsg.librarian@gmail.com">adwsg.librarian@gmail.com</a>
Membership	Trish Boone	<a href="mailto:adwsg.membership@gmail.com">adwsg.membership@gmail.com</a>
Newsletter Editor	Ann Ormiston	<a href="mailto:adwsg.editor@gmail.com">adwsg.editor@gmail.com</a>
Ways & Means		<a href="mailto:adwsg.waysandmeans@gmail.com">adwsg.waysandmeans@gmail.com</a>
Web Site	Anna Akridge	<a href="mailto:adwsg.webmaster@gmail.com">adwsg.webmaster@gmail.com</a>

### Next Meeting:

**FEBRUARY 7TH will be in person and on Zoom**

**At**

**Northtown Community Center**

Meeting starts at 10 am

### MOA Submission

#### Deadline

The 15<sup>th</sup> of each month  
September through May

[adwsg.editor@gmail.com](mailto:adwsg.editor@gmail.com)

## INTEREST GROUPS

### **SPINNING/FIBER GROUP ZOOM MEETINGS**

Meets the third Wednesday of the month (all year long). FOR THE PRESENT TIME WE ARE MEETING ON ZOOM-(please be sure you are on the group email list so you get the email invite) We love to chat, learn what events are happening online, see what everyone is working on, and exchange ideas and get help with questions or problems we might be having with our projects. Our Zoom starts at 9:30---so join us and start chatting. We love to talk and work while we are still at home so join us for the talk and fun. We also try to have field trips a few time a year.

The group chair is **Paula Rudnick** - [adwsg.fibergroup@gmail.com](mailto:adwsg.fibergroup@gmail.com)

### **WONDERFUL WEAVERS STUDY GROUP**

Currently Meeting as a ZOOM Group - Meets the Third Sunday of each month, all year long. Currently we are meeting from 1:30 pm to 3:30 pm as a Zoom Group. We discuss Hand Weaving structures, ideas, problems, and solutions and enjoy our show and tell. Come and join our group. The group chair is **Ann Ormiston** [adwsg.weavinggroup@gmail.com](mailto:adwsg.weavinggroup@gmail.com)

### **THE DROP IN SPINNERS GROUP**

The Drop In Spinners meet at the North Town Center 2202 E Waltann Ln, Phoenix on the 3rd Thursday of each month from 10:00 to 2:00 pm. If you want an email reminder, contact me and I will add you to the email list. We always leave having fulfilled our laughter quota!! Join us.

From the front door, proceed to the library in the far back left corner. Anyone with an interest in spinning may join in, even if you are currently working on something else. The group chair is Sue Garber [adwsg.programs@gmail.com](mailto:adwsg.programs@gmail.com)

### ADWSG WEBSITE

<http://www.adwsg.org>

Follow us on

[FACEBOOK](#)

Join Us for Our Monthly Meetings:

10 am In Person

Northtown Community Center 2202 E.  
Waltann Lane,

Phoenix, AZ

Doors Open at 9 am

Come Early and Mingle!

MARK YOUR CALENDARS

**FEBRUARY 7, 2026**

March 7, 2026

April 4, 2026

May 2, 2026

**BRING YOUR OWN CUP**

Thank you for bringing your reusable cups,  
mugs, and utensils to the meetings.

Let us take care of Our Earth

## CALENDAR

September 2025 – September 2026 – Phoenix Art Museum - Flowers of the Punjab

April 10, 11 & 12, 2026 - AZ FIBER ARTS FESTIVAL, CAMP VERDE AZ



June 12-14, 2026 – Complex Weavers Seminars 2026, Westminster, CO

August 11-17, 2026 – HGA Convergence Fiber Arts Conference, New Orleans, LA

July 6-10, 2027 - Intermountain Weavers Conference (IWC), Colorado Springs, CO

## CLASSIFIED

Did you know - Classified Ads are free to current ADWSG Members - Just send your ad to [adwsg.editor@gmail.com](mailto:adwsg.editor@gmail.com) and it will be included in the next MOA