

THE MOTHER OF ALL

Newsletter of the Arizona Desert Weavers and Spinners Guild, Inc.

Volume 40, Issue 9

May 2012

OFFICERS FOR 2011-2012

President

Anita Bellinger
602.679.9526
abellinger@cox.net

Vice President Programs

Jan Lundstrom
623.566.3856
janweave@cox.net
&
Ruth Greenspan
602.363.8713
ruth@spanman.com

Vice President Workshops

Bernadine Goodrich
480.288.4402
bgweave@q.com
&
Virginia Glenn
623.536.6248
vmatglenn@aol.com

Treasurer

Sue Carneal
602.677.6343
jscarneal@aol.com

Secretary

Terri McCook
480.607.9093
tnlmccook@cox.net

Editor

Helene Charles
480.575.6833
hcdesertlady2@gmail.com

MOA Deadline
15th
August - May

From the President's desk...

Congratulations to the new Board members!

It is hard to believe two years of serving as president is drawing to a close. We have seen growth in our Guild thanks to the open welcoming attitude of all the members and the hard work of the Board members. With everyone doing their part it makes light work for all while ensuring a successful outcome. Most of us belong to this group to share what we do. It is nice to have someone to discuss weaving and spinning with that truly understand what we are talking about instead of a glazed look coming over their eyes. While the Guild is successful it cannot continue to grow and meet needs if new ideas are not incorporated. This past year we had two members join the Board who had not previously served, Virginia Glenn and Ruth Greenspan, they brought new ideas. One of our newer members, Collyer Ekholm, has stepped forward to help with Programs next year, the Board welcomes her. Hopefully we will have others who would like to step forward and share their expertise and ideas. If you feel so inclined please let the new President know of your interest.



In your service,
Anita Bellinger
ADWSG President

Next Meeting:

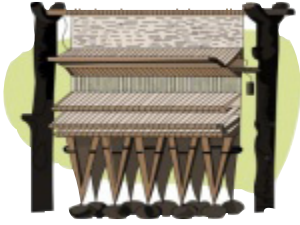
May 5th at 10 AM
Northtown Community Center
2202 E. Waltann Lane
Phoenix, AZ

May Program:

**A Celebration of Workshops Revisited and
Projects Completed.**

Potluck & Show and Tell

MINI WORKSHOPS



Workshop Notice

Laptop and Looms with Marg Coe

Requirements are a laptop with Fiberworks Silver installed - the free demo version will be sufficient.

Fee for this workshop depends on how many members sign up for this workshop.

If you are interested in this workshop, please email Virginia Glenn at vmatglenn@me.com.

Thank you,
Bernie Goodrich
bgweave@q.com



The Refreshment Corner

May Refreshments:



~ POTLUCK ~

Everyone brings something wonderful to eat and share!



INTEREST GROUPS

DAYTIME SPINNERS

First Wednesdays at 10 a.m. at Northtown Community Center, 2202 E. Waltann Lane, Phx, 85022. Bring your luncheon/ beverage, & join us for a day of spinning. Contact Georgian Ferrante. georgianf@cox.net or 480-948-3705 for more information. All levels of spinners are welcome.



WONDER!!!FUL WEAVERS STUDY GROUP


Third Wednesday of the month at 10:00 AM at the Northtown Community Center, 2202 E. Waltann Lane, Phoenix. Contact Sybil Yastrow for more information at 480-488-0523 or sybil@yastrow.com



Tapestry Study Group

I would like to know if any of our member are interested.

It would be a daytime group and it could be on the 2nd Wednesday of the month or maybe on a Saturday, depending on the availability of the room at the Center.



Members can e-mail me, mariaconti@cox.net, with their preference so that I can see what day would work out best.


Thank you,
Mary Conti



Daytime Spinners Annual Show & Tell

Please join the Daytime Spinners in their annual Show and Tell on Saturday May 5th at the guild's potluck luncheon.

Come see what the Daytime Spinners have created with their very own handspun novelty yarns. We guarantee the "Novel Novelties" show and tell will be informative, inspiring and definitely fun for all.



Georgian Ferrante,
Daytime Spinners Chairman



"Tradition With a Modern Twist"

Jerry Ladd
Shearer/Fiber Artist
www.tri-plyfibers.com

Shearing • Fiber Processing • Blade Sharpening

Contact Information: Jerry@tri-plyfibers.com

Happenings...

Woman Spins Dog Fur Into Yarn

Spinner Judy Lukus was featured on Channel 12 News - EVB Live Show on April 9th showing how she spins dog fleece into yarn. To watch her TV appearance, go to :

<http://www.azcentral.com/video/1554220220001> .

Natural Dyeing



(left to right: dyed with walnut hulls, fennel with copper, daffodils, fennel with alum, avocado skins)

Ever since I tried my hand at dyeing yarn with our walnut hulls last autumn, I've had the bug to try other natural dyeing. I bought a couple of inspiring books (*Harvesting Color* & *The Handbook of Natural Plant Dyes*) that I'd frequently browse through, but I could never quite find the time to experiment. After giving a fellow knitting friend those two books to borrow and casually suggesting that the wild fennel was starting to sprout up the street, she emailed me saying, 'let's try it!' I made a quick trip down to Dharma Trading Company for undyed yarn and invited her over after we dropped the kids off at school. It was a fun morning, stewing up wild fennel and dried daffodils in large pots while drinking tea and chatting about all sorts of things.

Tempe Yarn & Fiber

"Your Un+ewe+sual Fiber Arts Shop"

OPEN: MONDAY - SATURDAY
10 a.m. to 8:00 p.m.

Located at 1415 E. University Drive
Suite A103 Tempe, Arizona 85281
(between Rural & McClintock)

480-557-9166 / www.tempeyarn.com



(left to right: dyed with avocado skins, fennel with alum, daffodils, fennel with copper, walnut hulls)

Natural dyeing is great fun, as long as you go into it without any expectations. In one of my books, one of the authors got a pale green from her fennel dyeing, so we were both ready to see green appear on our yarn and cotton tablecloth, we got pale yellow instead and barely any color on the cotton when we used alum as a mordant. We divided the fennel dye water into two parts, one for adding alum as a mordant (we combined mordant with dye to save time) and in the next we put a copper pot into the dye pot to weigh down the yarn. If you dye in an unlined copper pot you don't need a mordant. Since our copper pots are lined, I did the reverse and put the pot inside the dye bath. We got a much different color, as seen above.

After she left I bravely strained out the second batch of walnut hulls I had been soaking since...oh last November. It was fragrant, let me tell you that, but what a much richer dye color it made this time, in comparison with the last batch! The pink/mauve came from avocado skins! Can you believe that? Who would have thought avocado skins would turn wool pink!

I have a romantic notion of making an entire fair isle sweater made from yarn dyed from plants grown on my street. I don't know if that can really happen, but a girl can dream. It certainly has been a fun experiment. You can really delve deep into the chemistry of dyeing and change colors by adding washing soda or vinegar or all sorts of different things to change the pH. But for now I'm sticking with the basics. I'm now impatiently waiting for the purple iris' to bloom and then dye to see what they will do!

(Courtesy of *A Sonoma Garden*: <http://asonomagarden.wordpress.com/2012/04/17/natural-dying/>)

THE FIBER FACTORY

The Southwest's Most Complete Yarn Shop

Yarn, accessories, equipment & classes for:

Knitting, Weaving, Spinning, Crochet, Tatting, Basketry, Bobbin
Lace, & Navajo weaving.



216 W. Main St, Mesa, AZ 85201

480.969.4346

Out of area: 888.969.9276

e-mail: yarn@fiberfactory.com

Visit our website: www.fiberfactory.com

Portrait Made of 750 Pairs of Socks



Shanghai-based artist Hong Yi, also known as Red, used 750 pair of socks to create a rather unusual sock portrait of famous Chinese film director Zhang Yimou. Yi, which is famous for her Coffee Stain Portrait, spent over three weeks on the project and used black, white and grey socks.

Describing her inspiration, the artist said: “When I first moved to Shanghai, I stumbled upon an old residential alleyway and saw bamboo sticks poking out of windows with laundry hanging onto them, waving in the air. To me, that was incredibly beautiful. And the amazing thing is seeing something so traditional in a modern, pumping city like Shanghai“

“I thought Zhang Yimou’s portrait done in a Shanghainese laneway, with bamboo and laundry would be perfect for this project. I ended up using 750 pairs of socks because shirts were too big and expensive, plus I found an interesting way to pin the socks together, creating a diamond-shaped piece of skin. It was interesting to see the different angles of shadows casted on it throughout the day.”

Website: <http://www.ohiseered.com/>





Time for Membership Renewal!

Please be sure to fill in your membership renewal and give it to Elaine Rowles at the general meeting or send it to her address as written below.

ADWSG Membership Form

Please print or type and send with your check for \$20 made payable to ADWSG to:

Elaine Rowles
7262 West Charter Oak Road
Peoria, AZ 85381

The following information is for publication in the membership roster:

Name(s): _____

Address: _____

City: _____ State: _____ ZIP: _____

Email Address: _____

Phone #- Home: _____ Cell: _____

☐ I prefer that my email address is not published and is used for email notices only.

Newsletter Delivery:

☐ Regular Mail (USPS)

☐ Email

Membership Type (Check One):

☐ Individual Membership - \$20

☐ Family Membership - \$25

☐ Student Membership - \$10

I'd like to help on the day of the meeting:

☐ Set-up ☐ Clean-up ☐ Anything else

Interests (Check up to 5):

☐ Bobbin Lace

☐ Basket Weaving

☐ Coiling

☐ Crochet

☐ Dolls & Doll Clothes

☐ Embellishments

☐ Felt Making

☐ Garments

☐ Knitting

☐ Paper Making

☐ Restoration

☐ Raising Sheep

☐ Surface Design

☐ Tatting

☐ Teaching (Classes)

Dyes -

☐ Dyeing

☐ Solar Dyeing

☐ Demonstrating
(Events)

☐ Weaving

☐ Bound Weave

☐ Coverlets

☐ Double Weave

☐ Multi-Harness

☐ Name Drafts

☐ Overshot

☐ Rya

☐ Rugs

☐ Card Weaving

☐ Inkle Weaving

☐ Navajo Weaving

☐ Rigid Heddle

☐ Tapestry

Spinning -

☐ Spinning

☐ Spinning Cotton

☐ Spinning Flax

☐ Spinning Silk

☐ Spinning Wool

~ CLASSIFIED ADS ~

For Sale:



Nilus LeClerc Loom - \$975

This is a good, basic loom. It retails new around \$2,800.

Loom Details (includes all materials listed below):

- 45" Nilus LeClerc loom
- 4 harnesses
- jack type
- maple wood
- 8 dent reed
- 12 dent reed
- box of heddles
- misc. shuttles and bobbins

Please contact Dee at 623-478-2468. Please leave name and phone number with reply. Thank you very much.



ADWSG Jewelry

Silver logo pins and earrings are available for purchase at the monthly meetings. The "sheep with the woven coat" pins are \$20, and earrings are \$40. See Elaine Rowles for availability.



COMMITTEES

HISTORIAN

Melissa Davis
602.439.0436
madforfiber@cox.net

LIBRARIANS

Christine Hunt
623.853.6081
suburbaknit@yahoo.com
&
Gail Baker
602.441.3249
gail_baker@TNC.ORG

MEMBERSHIP

Elaine Rowles
623.979.7518
emrowles@cox.net

DEMONSTRATIONS/PUBLICITY

Sue Carneal
602.677.6343
jscarneal@aol.com

WEB SITE

Caroline Wise
602.788.1039
caracolina@gmail.com

HOSPITALITY


Trish Ryan
602.375.7245
TrishRyan94@yahoo.co

WAYS & MEANS

LaVila Churruca
602.997.5462
lchurruca@cox.net

FEDERATION REPRESENTATIVE

Beki Welsch
602.997.4512
bekown@yahoo.com



ADWSG WEBSITE:

<http://www.adwsg.org>

CALENDAR EVENTS

- May 10 - August 12, 2012 - **HGA's Small Expressions 2012** - Long Beach Museum of Art, Long Beach, CA. Info link: <http://www.weavespindye.org/pages/?p=HGASmallExpressions.html&loc=3-13-00&loc=1-61-00>
- July 15 - 21, 2012 - **HGA's Convergence 2012** - Long Beach, California. Information link: <http://www.weavespindye.org/?loc=8-00-00>
- September 12 - 15, 2012 - **Complex Weavers Seminars DC 2012**, National 4-H Youth Conference Center, Chevy Chase, MD. For more info: www.complex-weavers.org/seminar.htm
- July 25 - 28, 2013 - **Intermountain Weavers Conference 2013** - Celebrating 30 Years - Durango, CO. For more info: <http://www.intermountainweavers.org/>

MOA DEADLINE
15th of every month
From August to May
Visit our guild's website: <http://www.adwsg.org>

Have a Great Summer!



First Class

c/o H. Charles
6319 E. Lowden Rd.
Cave Creek, AZ 85331

