



# THE MOTHER OF ALL

Newsletter of the Arizona Desert Weavers & Spinners Guild, Inc.

December 2018

70<sup>th</sup> ANNIVERSARY

Volume 47, Issue 3

## *From the President's Desk* *Christine Hunt*



We all have friends who show great interest in our fiber arts activities but haven't recently started a project, signed up to take a class or experimented with knitting, crochet, weaving, felting, dyeing or spinning. Maybe they've even told you "I need to try that someday." These are the perfect friends to invite to our next guild meeting on Saturday December 1. Our December meeting is a time to gather with friends, enjoy some holiday treats and browse a fantastic array of fiber arts raffle and auction items. This is our major guild fundraiser for the year and helps pay our rent and other basic expenses. If you are looking to try a new craft, you're very likely to find a raffle basket that contains everything you need to get started right away, lovingly assembled by an experienced fiber artist in our guild. Tools, equipment, fiber, books and fun "sheep" themed gift items are always included. All are invited to join the fun, so bring along a guest or two or three on December 1, along with your raffle basket donation and holiday treats to share.

Thank you to our Program coordinators Mary Humme and Michelle Mattingly for organizing our December event and the outstanding speaker programs we've had to date. I am also grateful for our Workshop coordinators and volunteers Karen Stromberg, Ruth Greenspan, Deanna Ikeya and Ann Ormiston, who have just completed quite a busy month coordinating the Ric Rao workshops on eco dyeing and pine needle basketry. Visit the Arizona Desert Weavers and Spinners Guild Facebook page to see photos of our guild members' creations.

Sara Jenkins coordinated our guild's participation as demonstrators at the Arizona State Fair and we had much fun in the sheep barn and the Home Arts building. Thanks to everyone who demonstrated, it helps fulfill our guild's public outreach mission and is a great way to get to know fellow guild members. This year's fair offered an unexpected adventure – I demonstrated with Maggie and Tracy the day the Arizona State Fair flooded and closed for the first time in its history, and will never forget wading out to our cars together in good spirits! Wishing you all a joyful holiday season - and time to complete all of your holiday projects!

*Christine Hunt*



**CELEBRATING  
OUR 70<sup>TH</sup> YEAR**





## OFFICERS FOR 2018-2019

President	<a href="mailto:christinehunt@adwsg.org">Christine Hunt</a> <a href="mailto:christinehunt@adwsg.org">president@adwsg.org</a>
Vice President Programs	<a href="mailto:maryhumme@adwsg.org">Mary Humme</a> <a href="mailto:maryhumme@adwsg.org">programs@adwsg.org</a>
Vice President Workshops	<a href="mailto:karenstromberg@adwsg.org">Karen Stromberg</a> <a href="mailto:karenstromberg@adwsg.org">workshops@adwsg.org</a>
Treasurer	<a href="mailto:suecarneal@adwsg.org">Sue Carneal</a> <a href="mailto:suecarneal@adwsg.org">treasurer@adwsg.org</a>
Secretary	<a href="mailto:lisaTakata@adwsg.org">Lisa Takata</a> <a href="mailto:lisaTakata@adwsg.org">secretary@adwsg.org</a>

### COMMITTEE CHAIRS FOR 2018-2019

Historian	<a href="mailto:suegarber@adwsg.org">Sue Garber</a> <a href="mailto:suegarber@adwsg.org">historian@adwsg.org</a>
Librarian	<a href="mailto:bekiwelsch@adwsg.org">Beki Welsch</a> <a href="mailto:bekiwelsch@adwsg.org">librarian@adwsg.org</a>
Membership	<a href="mailto:trishboon@adwsg.org">Trish Boon</a> <a href="mailto:trishboon@adwsg.org">membership@adwsg.org</a>
Assistant:	Elaine Rowles
Demonstrations/Publicity	<a href="mailto:sarajenkins@adwsg.org">Sara Jenkins</a> <a href="mailto:sarajenkins@adwsg.org">demonstrations@adwsg.org</a>
Web Site	<a href="mailto:helenehall@adwsg.org">Helene Hall</a> <a href="mailto:helenehall@adwsg.org">webmaster@adwsg.org</a>
Hospitality	<a href="mailto:maryconti@adwsg.org">Mary Conti</a> <a href="mailto:maryconti@adwsg.org">hospitality@adwsg.org</a>
Interest Groups	<a href="mailto:paularudnick@adwsg.org">Paula Rudnick</a> <a href="mailto:paularudnick@adwsg.org">fibergroup@adwsg.org</a>
	<a href="mailto:maryconti@adwsg.org">Mary Conti</a> <a href="mailto:maryconti@adwsg.org">hospitality@adwsg.org</a>
Ways & Means	<a href="mailto:lavilachurruca@adwsg.org">LaVila Churruca</a> <a href="mailto:lavilachurruca@adwsg.org">waysandmeans@adwsg.org</a>
Federation Representative	<a href="mailto:paularudnick@adwsg.org">Paula Rudnick</a> <a href="mailto:paularudnick@adwsg.org">fibergroup@adwsg.org</a>
Newsletter Editor	<a href="mailto:annormiston@adwsg.org">Ann Ormiston</a> <a href="mailto:annormiston@adwsg.org">editor@adwsg.org</a>

#### MOA Submission Deadline

The 15<sup>th</sup> of each month September through May  
[ADWSGuild@gmail.com](mailto:ADWSGuild@gmail.com)

**Next Meeting: Saturday December 1, 2018**

2202 E. Waltann Lane Phoenix  
Doors open at 9 am, Meeting starts at 10 am

**HOLIDAY MEETING & RAFFLE**  
**EVERYONE BRINGS REFRESHMENTS**

#### ADWSG WEBSITE

<http://www.adwsg.org>

Follow us on

[FACEBOOK](#)

Join Us for Our Monthly Meetings:

10 am

Northtown Community Center  
2202 E. Waltann Lane, Phoenix,  
AZ

Doors Open at 9 am

Come Early and Mingle!

#### MARK YOUR CALENDARS

December 1, 2018  
January 5, 2019  
February 2, 2019  
March 2, 2019  
April 6, 2019  
October 5, 2019  
November 2, 2019

#### BRING YOUR OWN CUP

Thank you for bringing your reusable cups, mugs and utensils to the meetings. Let's take care of Our Earth

# **DECEMBER 1<sup>ST</sup>**

## **RAFFLE & SILENT AUCTION & REFRESHMENTS**



### **PROFILES IN FIBER MEET YOUR BOARD MEMBERS**

#### **Mary Humme, Programs Chairperson**

Hi - I am Mary Humme, your programs chairperson. A love of fiber (and a devious friend) got me into weaving (She dropped an old rug loom off at my doorstep and said - 'put it together and see what you can do'. So, I started weaving (really badly at first). Then, looking for growth in the how's and whys, I found ADWSG, and became involved.

Swore that I would NEVER spin - weaving was enough of an addiction - fast forward a year and I owned two spinning wheels. After many personal and physical detours, including 9 years owning a fiber shop in Boise, Idaho, I returned to Arizona, and settled in the West Valley to care for my older brother who was dying. I came back to ADWSG, and here I am! Now I am the proud owner of 5+ looms, 2 spinning wheels, numerous needlepoint projects, knitting projects, beading projects, quilting projects, etc, etc. I'm also mama to one adorable senior black pug, 2 helpful kitties, and 1 opinionated bird. I live in the West Valley with my best friend and spouse, who is also a fiber junkie.

#### **Lisa Takata, Secretary**

How did your interest in fiber arts begin?

My earliest fiber arts memory is standing at the family kitchen table as a child, cutting fabric pieces for my mom with a huge pair of shears. My mom was constantly sewing but hated to cut out patterns, so she taught me how to do it. She would make three non-identical dresses for me and my sisters from a single cut of fabric. Early on, she explained how to follow the grain line and bias but told me to ignore the cutting layouts that came with the sewing patterns - "too much waste." She wisely offered to let me keep any leftover fabric scraps to make Barbie clothes, so I cut out everything with as little waste as possible to get larger fabric scraps to play with.

Here in Arizona, the Phoenix Center for the Arts was my second home. I was there twice a week for pottery making and the photo darkroom. During that time, I spent several summers traveling through Ecuador and Peru with potter friends who were writing a book on indigenous pottery making. On one of those trips, I decided to stay in Ayacucho, Peru on my own for an extra week, to skip flying around in a tiny plane with my

## **Lisa Takata, Secretary (continued)**

Friends looking for the Nazca Lines. My plan to visit Ayacucho potters quickly fizzled – locals were trying to pass off their pottery as ancient Pre-Columbian pieces and thus could not admit they had made any of it themselves, or show me how they did it. So I wandered to the weavers' village and the thirty families there welcomed me with open arms. I could knock on any door, go inside and see what they were making. They showed me looms, weavings, yarn, tools and dye plants.

Upon returning to Phoenix, I immediately signed up for a handspinning class at the Fiber Factory. I was keen to understand how yarn was made, and thought this knowledge would make it easier for me to talk with weavers in Spanish on my next journey. To my surprise, the spinning wheel was easy for me to operate from the first try, because it runs just like the pottery kick wheel. That was when the spark for fiber arts ignited in me

## **Mary Conti, Exploring Fiber Arts Interest Group Chair**

My love of all things fibers and textiles started at a very early age, when I was around 3 years old. At the time, I accompanied my Mom to her sewing lessons, making sewing my first love. Mom encouraged me; she gave me scrapes of fabric, a needle and thread, which I would turn into doll clothes. I then learned to knit at about 5 from Abuela Pepa, Mom's mother, who would very patiently pick up my stitches when I would drop them and get frustrated. These two activities kept me busy and very happy for a few years. I would always help Mom cut out the patterns, mark them and baste them together for fittings. I then learned to embroider and crochet. Macrame was something I learned from a book at the advice from my art teacher in high school. A few pot hangers, belts and purses later; macrame was put a side.

For quite a few years now, I have made it a point to learn one new technique or craft per year.

In Junior college I did a few of my art projects in tapestry, on a frame loom. I did not return to weaving or tapestry for around 30 years. In 1974 I went to Argentina, and spent a year there with relatives and learned how to knit on a knitting machine. I made knitted sweaters and suits which my aunt sold in her boutique. After returning to CA, Mom and I opened an alteration and custom dressmaking shop in 1976. We were in this business for 2 years doing different types of sewing, from custom wedding dresses, to sailboat sail covers and all types of alterations. Between 1983 and 1986, I returned to college to finish my BS in Textiles and Fashion Design. During this time, I also learned to tailor, do flat pattern drafting, draping and sewing garments from Ultra suede, and Brazilian embroidery.

After graduating from CSUN we moved to Seattle, where I worked out of our home doing custom sewing of all types and alterations and redesigning of clothing. During these first few years in Seattle, I learned to make reed baskets from a friend and then I took classes in pine needle coiled baskets, which lead to growing some grasses in my garden, which were then turned into mini decorative baskets. The coiling technique was later incorporated into the edge of gourds; which processed into finished decorative pieces.

## **Mary Conti, Exploring Fiber Arts Interest Group Chair (continued)**

Later on, beading classes turned out many necklaces for myself and made great gifts. In 2005, I joined the Seattle Weavers Guild and learned how to weave on a floor loom. I also learned a few Japanese textile techniques: Shibori, a fabric manipulation technique; Sashiko, a Japanese embroidery which was used to quilt Japanese fishermen's kimonos; and Kumihimo, a braiding technique. One summer the Guild had a program on felting which produced a small felted bag which I then embellished with embroidery. Around this time I also learned how to tat from a friend which was something I had seen her do 40 years before, when I was 13.

I feel very lucky having learned all these crafts because they have given me many hours of contentment which I intend to do and enjoy for the rest of my life.



### **DEMONSTRATIONS/PUBLICITY**

**Sara Jenkins**

We will need volunteers for the 2019 Phoenix Quilt, Craft & Sewing Festival, January 31 - February 2, 2019 at Arizona State Fairgrounds, 1826 West McDowell Rd Phoenix AZ 85007. Signup sheets will be available at the meeting.

## Book Review

Reviewed by Virginia Glenn

### A Perfect Red: Empire, Espionage, and the Quest for the Color of Desire

By Amy Butler Greenfield

Available on Amazon or Phoenix Public Library

A couple of years ago I decided that I needed to know more about color and I found this book. I purchased it just after I had visited Peru on a tour organized with the Center for Traditional Textiles in Cuzco. A lot of the textiles that I saw (and purchased) included the color red. And in the dye class that I took there they used cochineal to dye the yarn. They also talked about how the color was obtained from bugs on cactus and how it was processed. At that point that was the extent of my knowledge about the color red but this book is really more than just about how to make a good red. But when I saw how big this book was, I didn't think I'd make it all the way through. I imagined that it would be boring and technical. I was very wrong. I started reading it and couldn't stop. It tells about the history of the color – from the dark madder used forever in the old world to the magnificent red that comes from cochineal - and lots of things in between.

Here's what Amazon says –

*"In the sixteenth century, one of the world's most precious commodities was cochineal, a legendary red dye treasured by the ancient Mexicans and sold in the great Aztec marketplaces, where it attracted the attention of the Spanish conquistadors. Shipped to Europe, the dye created a sensation; producing the brightest, strongest red the world had ever seen. Soon Spain's cochineal monopoly was worth a fortune. As the English, French, Dutch, and other Europeans joined the chase for cochineal -- a chase that lasted for more than three centuries - a tale of pirates, explorers, alchemists, scientists, and spies unfolds. A Perfect Red evokes with style and verve this history of a grand obsession, of intrigue, empire, and adventure in pursuit of the most desirable color on earth."*

I was fascinated to read how they discovered indigenous artisans in Mexico harvesting the little white fluffs from the cacti and turning it into beautiful red and how carefully the government initially protected these insects from export. Over the centuries the bugs managed to travel the world and flourished in places as diverse as Africa and India.

Greenfield's descriptions of the adventurers and conquistadors who were the first to travel to the new world make you feel as if you were there watching from the sidelines. She includes careful descriptions of the processes involved. But there was one thing that really caught my attention. **At one point the dye made from cochineal was worth more by weight than gold!**

My recommendation is not to be intimidated by the length of the book. You'll enjoy reading it – it is well worth the time.

## EVENT CALENDAR

- Through – March 24, 2019 “Ultracontemporary” Phoenix Art Museum, Ellman and Lewis galleries [www.phxart.org/exhibition/ultracontemporary](http://www.phxart.org/exhibition/ultracontemporary)
- Nov 16, 17, 18 + 23, 24, 25 [Hidden in the Hills Studio Tour 2018](#) – Sonoran Arts League
- Nov 23 & 24 – Sun City Arts and Crafts Festival – Sundial Recreation Center Sun City
- Nov 23-24 – Glendale Glitters Spectacular Weekend – crafts
- Nov 23-25 Cave Creek Art and Craft Show - Frontier Town, Cave Creek
- Nov 24 Festival of Lights Kick-Off Party – Desert Foothills Park, Ahwatukee Fine Craft and Crafts
- Nov 30 Oldtown Holiday Festival, Oldtown Peoria Art, Fine Crafts, Crafts
- Dec 1 Thieves Market Tempe Crafts fair
- Dec 1 – 22 Gilbert Art Walk – art, fine craft and craft exhibitors
- Dec 7-9 Phoenix Festival of the Arts – Margaret T. Hance Park Phoenix – arts & crafts
- Dec 8 & 9 2018 Mesa Arts and Craft Fair – Don’t miss the Telarana both
- Dec 9 2018 [Pueblo Grande Indian Market](#)
- Jan 5 2019 – Bernie Goodrich will demonstrate her style of sectional warping immediately after ADWSG Guild meeting
- Jan 12, 2019 Artistic Excellence: the Heard Museum Guild Indian Fair & Market Celebrates 60 years <https://heard.org/currentexhibits>
- Jan 16-19 Prescott, AZ [Arizona Fiber Arts Retreat](#)
- Jan 2019 Weave Weft Warp - Holland Gallery Scottsdale
- Feb 2 2019 Secret Valentine Exchange – ADWSG Monthly Guild Meeting
- March 9-11, 2019 Tom Knisely 4 shaft Rag Rug Workshop, Sponsored by ADWSG

## SPINNING & FIBER GROUP

Paula Rudnick

The Wednesday Spinning and Fiber Group **WILL NOT** meet in December 2018.  
Separate emails will go out to our Spinners Only.

Happy Holidays and see you in January 2019.





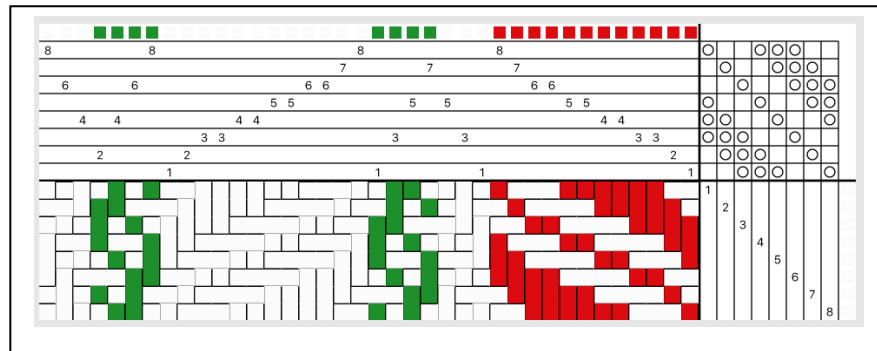
**OCTOBER 2018 PRESENTATION**

**BY MARY CONTI**

**OCTOBER 2018 PRESENTATION**

**BY MARY CONTI**

Thank you Mary Conti for stepping in at the last minute to be our guest speaker for our October meeting! Mary shared her techniques for hand sewing and appliquéing t shirts backed by silk kimono fabric, inspired by Alabama Chanin techniques.



Try weaving this 8 shaft candy cane gift towel.

8/2 cotton, sett 24 epi

This is one repeat of the pattern – make as wide or narrow as you like. 1 ½” for hem, weave 30” of pattern, then another 1 ½” for hem.



## CONGRATULATIONS AT THE ARIZONA STATE FAIR



Caroline Wise



Beki Welsh



## WORKSHOP FUN WITH RIC RAO

### Eco & Indigo Dye and Pine Needle Basketry



## TEXTILES - ART 277

Introduction to exploration of textile media

Experiment with fibers, dyeing, surface design, embroidery, felt-making, coiling, and more

SPRING 2019 AT PHOENIX COLLEGE

Thursdays 5:30-9:30pm from 1/24/19 – 5/9/19

Section 35839 – Room ART 102

SASKIA JORDA, Instructor

[www.saskiajorda.com](http://www.saskiajorda.com)

3 credits (\$86/credit – In State)

A \$40 materials fee may apply

To waive pre-requisites contact

[saskia.jorda@phoenixcollege.edu](mailto:saskia.jorda@phoenixcollege.edu)

REGISTER AT

[my.maricopa.edu](http://my.maricopa.edu)

or in person at Phoenix College

1202 W. Thomas Rd. Phoenix, AZ 85013

Image: Shibori & Indigo by Penelope Coles



### Loomcraft 4 Harness Loom with matching bench

Cherrywood, 40" weaving width

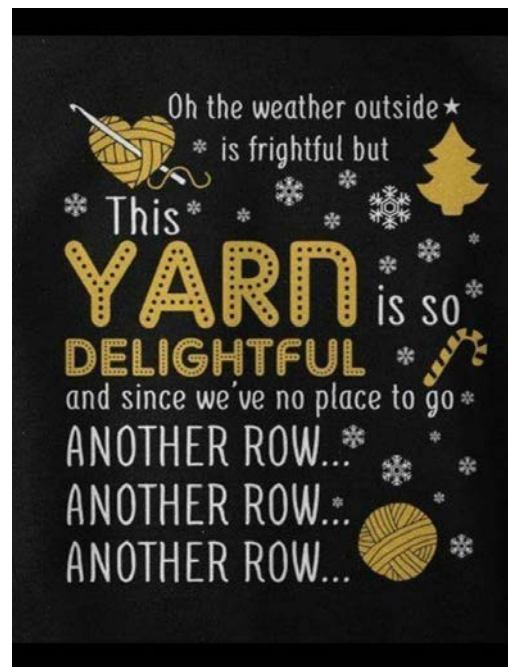
Contact Kathy Orth

12 dent reed included, pristine condition

Loom location is Surprise AZ, additional pictures on Craigslist

\$1200 ask

Contact Kathy Orth (303) 807-0961





## THE FIBER FACTORY

The Southwest's Most Complete Yarn Shop Yarn, accessories, equipment & classes for:

Knitting, Weaving, Spinning, Crochet, Tatting, Basketry, Bobbin Lace, & Navajo weaving.

216 W. Main St, Mesa, AZ 85201

480.969.4346 Out of area: 888.969.9276

[yarn@fiberfactory.com](mailto:yarn@fiberfactory.com)

Visit our website: [www.fiberfactory.com](http://www.fiberfactory.com)

*Fiber Creek*



Weaving & Spinning  
Knitting & Crochet

Classes, Supplies & Equipment

**Carma Koester**

1046 Willow Creek Rd., Suite 123  
Prescott, AZ 86301

[www.fibercreekprescott.com](http://www.fibercreekprescott.com)  
[info@fibercreekprescott.com](mailto:info@fibercreekprescott.com)

928-717-1774

Visiting Prescott? Ask For Your Guild Member



Weaving • Spinning • Knitting  
**STUDIO THREE**  
Yarn • Classes • Supplies  
1440 W. Gurley St.  
Prescott, AZ 86305  
[www.studiothreeaz.com](http://www.studiothreeaz.com)  
(928) 778-0307



## Larrys Fiber Tools

Handcrafted of the finest Wood:  
Hand Spindles, Niddy Noddys,  
Nostepinnes and more –  
[larrysfibertools@gmail.com](mailto:larrysfibertools@gmail.com)  
[larrysfibertools.etsy.com](http://larrysfibertools.etsy.com)

## INTEREST GROUPS

*Meet at Northtown Community Center,  
2202 E. Waltann Lane, Phoenix*


### EXPLORING FIBER ARTS GROUP

Previously known as Tapestry and Beyond. Meets after the monthly general ADWSG meeting. Everyone is invited to come and enjoy 2 to 3 hours, working on your favorite fiber art. Bring your lunch/beverage. Our goal is to learn something new, get help finishing an old project or just explore a new activity. It can be spinning, all types of weaving, beading, knitting, crochet, embroidery, hand sewing, reverse appliqué, macrame, basketry, etc...The sky is the limit. For more information, contact [Mary Conti](mailto:MaryConti) at [mariaconti@cox.net](mailto:mariaconti@cox.net). I am looking forward to seeing all the new projects you are working on! All are Welcome!

### SPINNING/FIBER GROUP

Meets the Third Wed of each month (all year long). Bring your spinning wheels or any project you are working on, i.e. spinning, knitting, weaving, sewing, whatever. We talk about new ideas or problems. It is an informal group. Doors open at 9am, we have a little meeting at 10am. At noon we break for lunch, after we continue informally until 2 pm. We usually have one field trip a year and a Holiday outing in December. Come and join our group. The group chair is Paula Rudnick 814-769-1675.





c/o Ann Ormiston  
PO Box 1037  
Waddell, AZ 85355

**FIRST CLASS**