



**Presidents Message**

PVCI has its own version of March Madness. Nominations for the general elections were held March 7 at the general meeting. Our gratitude to those that accepted and to those that volunteered to serve the club. James S. is busy archiving the club newsletter at the PVCI website. They will soon be available for research and reference for all of posterity. Thank you, James. Tommy M. has been working on the website and reorganizing and upgrading it for us. Thank you, Tommy. Terry H. volunteered to take the Call Box duties from Larry. Thank you, Terry. Ruth and James S. volunteered to assume the Membership Chairperson duties from Brian Z. Thank you, Brian Z. for your years of service and thank you Ruth and James for stepping up. Saturday, March 31, PVCI will man and operate our exhibition booth at the AZGFD Expo at the Ben Avery Range. This is a very fun event for the entire family. Lots of events, activities, displays, exhibitions and food. I hope to see you all there. Saturday, March 31, is also the closing date of furbearer season. Lions and coyotes will remain open, with certain restrictions, and AZGFD requests that predator callers continue to harvest these animals in the GMU's that have significant fawn mortality due to predation. Nominations will continue to be accepted at the next meeting prior to the elections. Nominate yourself if you would like to serve or nominate any member that you would like to represent your interests at PVCI. I hope to see you all there. Call 'em close. Rich Higgins

**THINGS TO BE AWARE OF**

- \*\*\* There are 127 members that are either due or past due on paying their membership dues! Beginning with this Newsletter, if you owe, the words "Membership Due" will appear in RED letters on the front of your Newsletter. We will NOT be doing any more mailings. As this money is Club Revenue, please, please pay up if you owe. Look at page 6 for more info.
- \*\*\* During the April Club Meeting we will hold our Club Elections. Bring your PVCI card.
- \*\*\* The 6-Month Hunt ends at the April Meeting. Turn in your critters to get credit for the season.
- \*\*\* May 19-20 is the date set for the PVCI Annual Campout & BBQ. Moqui Draw Area
- \*\*\* **FOR THE MOMENT THERE ARE 2 WAYS** to send your stories, etc. to this Newsletter. Send to either [pvcigroup@yahoo.com](mailto:pvcigroup@yahoo.com) or [huntresspvc@gmail.com](mailto:huntresspvc@gmail.com)



Austin & Billy on the March Novice Hunt      Ken & badger      Night-Calling Guru Steve (Dusty)Carter

- Officers**
- President**  
Rich Higgins
- Vice President**  
Ken Eaton
- Treasurer**  
Chelsea Evridge
- Corresponding Secretary**  
Eddie Murdock
- Recording Secretary**  
Dan Schoenfeld
- Board Members**
- Mark Miller  
Bob B.  
Tommy Martin  
Steve Lemieux  
Alan Fusler  
Ray Muffie
- Predator Tales**  
Eddie Murdock  
James S.
- Membership Chairman**  
James S.  
Ruth S.
- Hunt Chairman**  
Bob B.  
(602) 769-5019



P.O Box 87153 Phoenix, AZ 85080-7153  
Copyright ©2007, Phoenix Varmint Callers Incorporated  
All Rights Reserved

# 1<sup>st</sup> ANNUAL GUN BANQUET EXTRAVAGANZA

Supporting the 31<sup>st</sup> Annual North American Wildlife Enforcement Officers Association (NAWEOA) Conference

DATE: APRIL 14,, 2012



LOCATION: DAY'S INN - 502 W. CAMELBACK RD. PHX, AZ.

TIME: 5:00 P.M.

DINNER CATERED BY RAIMONDO'S RESTURANT

ALL RAFFLE PRIZES ARE GUNS – NOTHING BUT GUNS

50% OF TICKET SALES WILL BUY GUNS



ARIZONA GAME RANGER  
LODGE #71

## THE TRADITION CONTINUES

LIMITED SEATING – 200 MAXIMUM

2 WAYS TO WIN – BUCKET & GENERAL RAFFLE

BANQUET TICKET - \$50.00 + MINIMUM OF \$100 RAFFLE TICKET BUY-IN

RAFFLE TICKET PACKETS MAY BE PURCHASED AT THE DOOR IF DESIRED

\$300 package = 1 ticket per bucket (1 gun for each 7 sold)	\$1000 package = 1 ticket per bucket (1 gun for each 2 sold)
15 tickets for general raffle	50 tickets for general raffle
\$500 package 1 ticket per bucket (1 gun for each 4 sold)	\$2000 package 1 ticket per bucket (1 gun for each 2 sold)
25 tickets for general raffle	1 \$500 gun (You Win)
\$700 package 1 ticket per bucket (1 gun for each 3 sold)	100 tickets for general raffle
35 tickets for general raffle	

YOU WILL NOT BE WINNING ANY CUPS, CUP HOLDERS, DVD'S, BUMPERS DUMPERS, WATER JUGS OR PRINTS  
**YOU WIN GUNS!!!!!!!!!!!!!!!!!!!!!!!!!!!!!!!!!!!!!!1**

RSVP by April 5, 2012

CONTACT: JOHN TONER (623) 512-5044 OR ROB YOUNG (602) 377-2240

Make checks payable to: C D Knives Inc.

Send payment to: John Toner, 4516 N. 199<sup>th</sup> Ave., Litchfield Park, AZ 85340

YOUR WISH HAS BECOME TRUE. A BANQUET WITH AN ALL GUN GIVEAWAY!!! START SAVING YOUR MONEY & SEND YOUR ORDER IN QUICK AS THERE IS ONLY A LIMITED NUMBER OF SEATS!!!

YOUR OTHER WISH HAS COME TRUE. THE BANQUET WILL NOT LAST ALL NIGHT LONG! PLAN TO CHEER AS YOU AND YOUR FRIENDS WILL BE WINNING GUNS!!! YOU'LL BE ABLE TO TAKE MOST HOME THAT NIGHT!

SIMPLE TICKET SYSTEM: ONE BID # FOR EACH PERSON IS USED FOR ALL DRAWINGS. NO MORE WORRYING ABOUT CHECKING A PILE OF TICKETS FOR THE WINNING GUN. FFL FORMS CAN BE FILLED OUT AHEAD OF TIME & READY TO TURN IN TO CLAIM YOUR GUN.

ALL GUNS IN THE BUCKET RAFFLE DRAWINGS ARE VALUED AT \$500!!! THERE IS A LARGE ASSORTMENT OF GUNS FOR THE GENERAL RAFFLE!!!

The 2012 NAWEOA CONFERENCE will be held on July 23-28, 2012 at the Lower Ventana Canyon Resort in Tucson, AZ. It will be hosted by the Arizona Game Ranger FOP Lodge #71 (AGRL). AGRL is a member organization of the North American Wildlife Enforcement Officers Association (NAWEOA) & actively supports wildlife conservation programs in Arizona. AGRL includes both active & retired officers from the AZGFD. AGRL gives back by sponsoring projects including Challenged Kids Fishing Day, Kids White Mtn. Fishing Day, trash cleanups statewide, youth hunting camps & events benefiting wildlife. They also support AZGFD families in times of need & support Law Enforcement functions. For more information visit <http://naweoa2012az.com>

### **One howl! And Six Coyotes Howl Back! by Ken E.**

Austin and Billy on the March Novice Hunt. Third stand of the day, Billy's first time calling, and first harvested coyote. Coyote stood up on first series about 200 yards away and came running. She hesitated at 100 yards, one squeak and she came into 20 feet. When he picked his shotgun up out of his lap, she reversed and he nailed her at 20 yards. The shotgun he used was a Remington 870 that I lent him. I did make him pay me back one load!

One hour earlier, sneaking into a stand, we were busted by a coyote fifty yards short of where I wanted to set up. I backed us out and drove farther down and made another unsuccessful stand. Driving back, Austin called a stand a quarter mile east of where we were busted, with no results. Billy then tried about two-thirds of a mile west of that stand, again no joy. And we were getting desperate because all we had was Billy's coyote from the morning before. This was going to be the last stand of the weekend and it was already after six p.m. Because of



the thick mesquite I stopped after half and mile and we headed in, all of us carrying shotguns. I set Austin up first, sitting on my four foot ladder and looking east. Heading directly up wind fifty yards I found a nice spot for Billy thirty yards to my left looking south and I was facing west and north. The sunset was pretty but looking into the sun sucked but was still worth a howl. The first coyote was close, to my front and left. The rest seemed to be strung out in a line to the east, all about fifty yards into the brush line and with enough separation to tell they were different coyotes. Jackpot and time to shut up and let them come in. I wait, and wait, and wait. Where is the earth-shattering kaboom? After three minutes I give a quite coaxing using my Pee-wee, and wait. Nothing. Time for the Twisted Psycho and desperation. I choked up as close to the tip as I could

and went to town. Ten minutes into the stand, three series on the Psycho and we are losing the light. Is it time to call the stand? Another series with lots of emotion and I hear a scuff from my right and front. A floating rug coming right at me! But it has a head with a white stripe running front to back and claws were showing with each stride. The first shot passed over its back, since I was trying to not destroy the head, cough, cough. And it was only 30 feet out. Second load of four buck was quite effective, though. And the celebrating began! We made it to check in with seven minutes to spare and placed third with a coyote and the badger, not bad for a team with two rank novices. Billy shot his coyote on his first stand as a caller Saturday morning. By the way, Gary A. M. weighed the badger at 18 pounds. I have no idea how old it was, but all the lower front teeth were worn down to the gums.

### **PREDATOR CALLING ON YOUR OWN by Eddie M.**

I used to go out hunting by myself quite a bit. I really liked going & doing exactly what I wanted. Like making my amount of noise in the morning or walking as far away from the road as I want or going all the way up to that far saddle, etc. There is just a certain sense of freedom that is good. Now there is entirely nothing wrong with having hunting partners, especially in these days & times. However novices, if you really want your killing numbers to grow, then you have to be able to call and kill critters one on one. The critters then are the teachers, especially when it comes to coyotes. Don't get all dependent to where you have to have others with you before you feel comfortable about calling. You can call & kill something on your own. Being without a vehicle the last few years has kind of taken away this aspect of the calling game from me. With the addition recently of another vehicle, just maybe I'll someday be able to enjoy that free feeling again.



The picture is of a good morning in the field alone. The 1<sup>st</sup> two coyotes came in one after the other on the 1<sup>st</sup> stand. I was able to harvest them both – a double. Later in the year I ended up killing another double in the same area. The last one I called, came up in the lava rocks. All the coyotes were harvested with a shotgun. One thing to remember if you are hunting alone is to make sure that you have a camera that has a self timer on it. Otherwise you can only pose the critters on the ground or in this case on the tailgate. Pick a spot when you shoot, don't just shoot at the whole critter.

**Bring a GPS...its awkward when you have to eat your buddies!  
Vegetarian: old Indian word for lousy hunter!**

## HUNTING THE HUNTERS IN THE DARK IN ARIZONA by Eddie M.

The year 2012 has opened up a whole new realm of possibilities for Arizona predator hunters. Nighttime hunting for mountain lions & coyotes is now legal in many of Arizona's hunting units. In 37 other states, night hunting is allowed including our close neighbors California & Nevada. These places have had some form of night hunting for years & needless to say most hunters in these states know how to hunt once the sun goes down while we here in Arizona are just now learning. So just how do we go about doing this night hunting? What differences are there from hunting the day? Well I will first tell you about some of my limited nighttime calling experiences & then we will basically go over what the Hunt Regs. say concerning "daylong hours" or night hunting. Then we'll get into some of the differences that I have both experienced & can think of after listening to our March guest speaker Steve Carter who talked about nighttime calling.

Before 2012, the only critter that you could legally hunt at night in Arizona was the raccoon. I have seen raccoons on a few occasions. In the evenings on the opposite banks of the Mad River in Ohio, in the trash cans at night on the Indian Reservation before the Salt River Canyon & in the desert & in the woods running in front of my truck. I've also chased them away from my catfish stringer, which they had pulled out of the water at one of the desert rivers (they only ate some of my fish). Such was not the case when I left my stringer in the water overnight at one of the northern lakes. Then they ate everything but some of the heads. Anyway I've kind of predator called on several occasions with a flashlight at the ready. My heart wasn't really into it though. I probably stopped too soon & I didn't sweep the landscape with the light, rather I was waiting for something to show first in the limited moonlight & was jumping at close sounds. Nothing happen that I saw. I tell you, it was a little eerie, hand calling in the dark on the ground, next to water, even with some moonlight. It was really quiet also & the sound of the call went a long ways.

**Effectively Immediately (Until at least May 24, 2012). IT IS NOW LEGAL TO HUNT MOUNTAIN LIONS** during the day using a rifle or shotgun shooting slugs or shot statewide (except the M units). Don't take my word for it; always check your Hunt Regulations to be sure.

**Besides hunting during the day YOU MAY ALSO HUNT LION DURING THE DAYLONG HOURS OR AT NIGHT WITH THE AID OF AN ARTIFICIAL LIGHT IN THE MULTIPLE LION BAG UNITS WITH A RIFLE OR SHOTGUN SHOOTING SLUGS OR SHOT.** The Multiple lion bag units basically are: Hunt Units 6A South, 13B South, 15B (West of Temple Bar Rd.), 15C & 15D. Also hunt units 16A South, 18B South, 22 South of Hwy 87 & West of Hwy 188 & FR 143, 31 & 32, 37B North of the Gila River, 40A, 42 (with some exceptions) & 44A (East of Cunningham Wash): These Multiple Hunt Units are open until at least June 30, 2012 or if/when the bag limit is reached. Please Check Hunt Regs. **Remember you MUST report your kill within 48 hours. Call 1-877-438-0447 before you hunt to make sure that your hunt unit is still open.** Part of the reason for these seasons is to aid the bighorn herds.

**NIGHT HUNTING OF COYOTES w/ SHOTGUN SHOOTING SHOT & Artificial Lights** becomes a reality from March 1, 2012 to May 31, 2012 when the **Daylong Hours** for this hunt go into effect. Again the only weapon allowed is a shotgun shooting shot & the light that is used **MUST NOT be attached to a vehicle**. The open Hunt Units are 2A, 4A, 10, 13A, 17A, 17B, 31, 32, 34B, 35A, 35B and 36B. The only legal predator is a coyote unless of course you are in a legal multiple bag limit mountain lion unit in which case you can also kill a mountain lion IF you have the proper tag. It looks like Unit 31 & 32 are the only units where both are legal for a short period of time. Aiding antelope herds is a key reason.

**STEVE:** At the PPCI March Monthly Meeting, our guest speaker was Steve Carter (or Dusty as he likes to be called). From what I gathered, Steve's been hunting at night for many years in at least California & Nevada. Steve ran us through some night calling tactics & gear that he has successfully used. He also introduced us to his hand-made shooting light that he made himself & will help you to make. The set-up basically involves a packing tape handle, 2 fruit juice cans painted black, one white & one amber light, some breadboard & some switches & black electrical tape. It is a handy set-up & did make the pre-set eyes that Steve had planted, light up when hit with the light. Steve uses a 35amh sealed lead-acid battery that he carries in a backpack to power the light. (Remember the lights that you use **CANNOT** be attached to a vehicle).

Steve says that the best night hunting is generally on dark of the moon nights. On full moon nights it is harder to hide from the predators eyes while calling. It is probably best to scout where you are thinking of calling first so that you have some idea of where you want to set-up. It is usually really quiet at night and getting to your stand location undetected will be one of your biggest challenges. Because of this and the darkness, it will generally take you longer to get to your stand location as you will be walking slower. Steve will use a small flashlight here & there to get to his stand but he keeps it cupped in his hand so that there is only enough light to see where he's going. He says that since it is generally so quiet, the need to call very loudly is not necessary. The idea set-up is to have one guy sweep the country with the light while the other guy has the gun. Being hand callers, I would think that the shooter would call, that way the lighting guy could concentrate on sweeping the light. Steve uses the **amber** light for trying to spot the critters eyes & he sweeps just above the landscape in an even horizontal motion continuously. Waiting more than 30 seconds is waiting too long.


- CONTINUED -

- CONTINUED -

Once eyes are spotted & to let the shooter know where the critter is, when the critter is within range, the light is moved to a vertical position right where the critter is. Then when the shooter says burn 'em, the **white light** is turned on and held on the critter to identify what it is. If legal, the shooter shoots. It sounds like a workable system to me.



### PICTURES OF STEVE'S LIGHTS



Back View


Top View

Side View


B Steve's Light in Action with 35 Amp Hour Battery (Power Supply) in Back Pack

There have been at least 2 mountain lions killed since the new nighttime (Daylong Hunting) hours took effect. I read the story on one of them. They called during an almost full moon night and used an electronic caller that was less than 20 yards from where they were set-up. The plan was to try to leave the spotlights and high intensity flashlights off until a lion was spotted or until something close was heard that needed investigation. They used a mixed bag of sounds and the lion took around 30 minutes to come in. The form of a lion was spotted coming to the caller. When the lion was 6 yards from the machine, it stopped and the light was shined upon it to confirm that it actually was a mature lion. It was shot with a load of #4 buckshot and dropped right away. In the picture, these guys had headlamps on. The color of the headlamps???

**Scott:** I also read the story about going night calling by Arizona Predator Callers President, Scott F. After the new nighttime regulations passed, Scott made some phone calls and ended up buying a light setup that you could attach to the top of your rifle/shotgun. His was from Elusive Wildlife Technologies. He paid \$140 for his setup that had 2 types of gun mounts, 2 switches & 2 batteries that were rechargeable from the cigarette lighter. He took it night calling, using an electronic caller with a red light. He did see a gray fox and had some other unidentified critters answer his caller. The unit he went to had night hunting for lions only. He did the hunt more to learn than to shoot and admitted it was a little spooky. While his caller was playing, almost every little sound, especially close ones, he admitted almost him jump. At night the land looks different so Scott also suggested scouting where you want to hunt during the day first. I've seen a similar gun setup to what Scott had pictured at Sportsman's Warehouse for around \$80. I'm not sure what color the lenses are though.



Novice caller Jerry G. of PPCI had me purchase for him a different light from Sportsman's Warehouse for around \$45 plus tax & change. It is a handheld light with at least 2 different lenses besides the white lens of the light itself. One red and the other amber like Steve (our speaker) liked to use. I believe it had around 1 to 1-1/2 million candlepower. I found a similar light at Walmart for around \$35-\$40 that is also handheld but had 3 different lenses besides the white lenses. The colors were blue, red & amber. This unit had a 3 million-candlepower light! It is also rechargeable from either the DC cigarette lighter or AC from an outlet. Fully charged it would last 6-8 hours I believe. You are supposed to charge them before you use them and never let them fully discharge, so we didn't get to use ours on a hunt yet. I tell you what, with that 3 million-candlepower, you can see the leaves in far away trees! Maybe it's too strong? I did purchase some amber tape to put over the lens however I think that the heat from the light on the tape may make it a fire hazard???



Well there is still a lot to learn. I am eager to get out there, especially in the lion units. That 3 million-candlepower light might be good out there? I'm sure that there will be more stories, experiences, etc. in the future. I still have questions: 1) Do you really have to have a light to hunt/call at night? I am mainly thinking of the full moon periods when I ask this question. It's so bright anyway, it's like daylight. 2) Can't you just use night-vision scopes, etc. & forget the lights?

Steve also mentioned calling from atop ladders at night. They just may have their use. Calling on the ground at night in a known lion-calling unit especially when the bears are awake with a hand call. Talk about a pucker factor!!!

## PVCI GUN RAFFLE

Normally if you are old enough to own a firearm, can pass a background check and have at least \$5.00 to invest, then you have a unique opportunity each and every month to win a firearm at the Phoenix Varmint Callers Monthly Meeting. How do we do it you ask? Well every other month or so the PVCI Board of Directors and Board Members choose a rifle, shotgun, handgun, etc. in advance. Then we here at the Bi-Monthly Predator Tales do our best to let you know exactly what those choices will be (hopefully also in advance). Then on the night of the Meeting, with the firearm usually present for all to see, the Raffle Tickets are made available. Tickets are sold for \$5.00 apiece with NO LIMIT on the amount that you may purchase. You need NOT be a member to participate. The Raffle Drawing is usually held that evening and some Lucky Person wins!!! All winners MUST be able to fill out and pass a background check.



**The Gun for April will be a Savage Axis Camo with scope in camo in 25\06**

**The Gun for May has yet to be determined (?)**

**Gun Winners pick up your firearm at The Outdoorsmans 10004 N Cave Creek Rd Phx, AZ 85027 (602) 944-7121**

Someone will WIN! Will it be you? Remember, there is NO LIMIT on the amount of Raffle tickets that you can purchase.

## CALENDAR OF EVENTS

**\*\*\* Members remember that you are welcome to attend the Board of Directors Meetings on the 3<sup>rd</sup> Wednesday of each month. The Meeting is located at 12851 N. 19<sup>th</sup> Ave., Lodge #2, in Phoenix, AZ. Start time is 7:00p.m.**

**Mar. 1** – Night Hunting of coyotes opens in select Hunt Units. Check your Hunt Regs. Light must not be attached to truck

**Mar. 23** – Spring Bear Season opens in select Hunt Units. Check your Hunt Regs.

**Mar. 31** – Bobcat, fox, raccoon, badger, ringtail, weasel & coatimundi seasons end. Save-A-Fawn Hunt postponed.

**Mar. 31 - Apr. 1** – AZ. Game & Fish Outdoor Expo at the Ben Avery Shooting Facility. Free admission/parking.

**Apr. 3** - This is the 1<sup>st</sup> Tuesday. (PVCI Monthly Meeting, 12851 N. 19<sup>th</sup> Ave., Lodge #2) 7:00p.m. Club Elections held.

**Apr. 13-14** – Arizona Game & Fish Commission Meeting in Phoenix.

**Apr. 14 - 1<sup>st</sup> ANNUAL GUN BANQUET EXTRAVAGANZA – Day's Inn 502 W. Camelback Rd. Phx. 5:00 Pm**

**Apr. 18** - This is the 3<sup>rd</sup> Wednesday. PVCI Board of Directors Meeting (12851 N. 18<sup>th</sup> Ave., Lodge #2) 7:00p.m.

**Apr. 20** – Juniors-Only Spring Turkey Season opens in select hunt units. Check your Hunt Regs.

**Apr. 20-22** – Juniors Only Turkey Camps. Unit 6A contact (928) 301-0853. Unit 23 contact (602) 881-6815. Unit 27 Post Wallow Fire Turkey Sciences Field Workshop. Contact youthoutdoorsunlimited2gmail.com Youth with hunt 4053 can get assistance on their hunt. Website [www.azgfd.gov/outdoorskills](http://www.azgfd.gov/outdoorskills)

**Apr. 27** – Early Spring Turkey Season opens in select hunt units. Check your Hunt Regs.

**May 1** - This is the 1<sup>st</sup> Tuesday. (PVCI Monthly Meeting, 12851 N. 19<sup>th</sup> Ave., Lodge #2) 7:00p.m.

**May 3** – All Rifle Spring Bear Seasons close. Archery Non-Permit Tag Spring Bear Season closes.

**May 4** – Late Spring Turkey Season opens in select hunt units. Check your Hunt Regs.

**May 11-12** – Arizona Game & Fish Commission Meeting in Phoenix

**May 16** - This is the 3<sup>rd</sup> Wednesday. PVCI Board of Directors Meeting (12851 N. 18<sup>th</sup> Ave., Lodge #2) 7:00p.m.

**May 19-20** – PVCI Annual Campout & Barbecue – Blue Ridge Moqui Draw. More information next page.

**May 24** – Mountain lion season in the (non-multiple) hunt units closes.

**May 31** – Night Hunting (Daylong Hours) Season for coyotes closes.

**June 5** - This is the 1<sup>st</sup> Tuesday. (PVCI Monthly Meeting, 12851 N. 19<sup>th</sup> Ave., Lodge #2) 7:00p.m.

**June 9** – PVCI Annual Fishing (Free fishing day) Contest. Lake to be determined. Volunteers needed to run event!!

**June 15-17** Wapiti Weekend at Sipe White Mountain Wildlife Area. Hosted by AZ. Elk Society. Contact [www.arizonaelksociety.org](http://www.arizonaelksociety.org)

**June 20** - This is the 3<sup>rd</sup> Wednesday. PVCI Board of Directors Meeting (12851 N. 18<sup>th</sup> Ave., Lodge #2).


**June 22-23** – Arizona Game & Fish Commission Meeting in Phoenix.

**\*\*\*NOTE FROM THE MEMBERSHIP CHAIRMAN:** The shipping label on this Newsletter provides your personal membership expiration month & year on the same line as your name in the form of MMM-YY (i.e., FEB-12 for February 2012 expiration). If membership is not current it will be noted in RED on the shipping label. Please submit the proper payment to keep your Membership current. The fee to renew remains \$25 and should be made payable to PVCI. Send payment to PVCI c/o Membership Chairman, P.O. Box 87153, Phoenix, AZ. 85080-7153. For new members the fee is \$35 and the forms are available at the General Meeting. For questions regarding membership, contact James or Ruth S. (602 524-3586 or 602 820-5142).

**PVCI WELCOMES NEW MEMBERS:** Ricardo G., Wayne G., Justin H., Danny J., Michael B., Marty H., Shawn K., Austin R., Jerry S. **WELCOME!!!** **PVCI MEMBERSHIP COUNT: 261**



**PVCI ANNUAL CAMPOUT & BARBECUE MAY 19-20, 2012 at BLUE RIDGE – MOQUI DRAW**  
**WELCOME Club Members, Family & Friends and ALL**



**Route #1:** On Hwy 87 go through Payson, Pine, Strawberry & Clints Well. Stay on Hwy 87 to the first right (FR 95) past the Blue Ridge Ranger Station. Take FR 95 south & go approximately 1 mile to FR 513. Camp on FR 513.

**Route #2:** Go north on I-17 to Camp Verde. Turn right on either exit 287 or 288 to Hwy 260. Go east on Hwy 260 to Hwy 87. Turn left on Hwy 87 & then follow the Route #1 directions.

**PLEASE** only camp on the right side of FR 513 as you drive in. Shooting will be on the left \* **Keep ALL dogs on a leash** \* Portable toilets will be provided.\* Please clean-up your camping area before going home-pack out all trash. \* Please drown your ashes with water & dirt & scatter you camp fire ring rocks. \* Please bring canopies or tarps for shade & extra ice.

**REMEMBER GUN SAFETY:** No loaded firearms in camp. No alcohol & guns. **SHOOT ONLY** when directed to do so & in designated area. Use the proper firearms for targets.

**REGISTRATION:** For Target Shooting Events: See Tommy M. Cost is \$2.00 per shooter per event. All shooting events to immediately follow each other, times may vary.

**NOTICE:** All events are shoot what you brought, all Optics OK – except no magnified optics for jug shoots. Red- Dot sights (no projected laser beams) are considered same as iron sights as long as there is no magnification.

**SATURDAY'S EVENTS:** Start Time: 8:00a.m.

.22 pistol – men, women, kids (10-16)

.22 rifle – men, women, kids

Gong shoot – Big bore pistol only – men, women, kids

Kids BB gun shoot

**LUNCH TIME** (sorry, food not provided)

Archery 3D shoot

Muzzleloader – men, women, kids

**DINNER:** Tommy (or the Club) will provide dinner –

Menu to be determined later. Club to provide a grill for cooking.

**SUNDAY'S EVENTS:** Start Time: 8:00a.m.

5 pin shoot – men, women, kids

Jug shoot - \$1 per shot: (buy as many as you like but only 1 shot taken until your turn rolls around or the jug is hit). Pull a number from a hat & that's your order to shoot. Muzzleloader jug shoot pot has \$16 from last year.

**LUNCH TIME** (sorry, food not provided)

Kids's calling contest

This year's Annual Campout & Barbecue will be scheduled for May 19-20, 2012. This will be the same location that has been used for the last several years. This family-oriented Event is one of our most attended events of the year. Typically there are events scheduled for the adults with some youth shoots also. Most of the adult events are shooting events. Both women and men compete separately in .22 rifle, .22 pistol, big-bore handgun and bowling pin and compete together in the archery & muzzleloader shoots. The youth may get to shoot in some of the events also, a lot depending upon the age and the number of youth present. The youth also have a BB Gun Shoot. There has traditionally been a Jr. Calling Contest however we need some youth present to participate. If you bring any kid that is above an infant that can blow a varmint call, please also bring them a call or two so that we might have this "FUN" event also.

In between the shooting look forward to some really good food & having a cool good time up in the pines. A map & Schedule of Events is shown above. Hope that you & the family and friends can make it. Member Tommy M. has graciously accepted to head this Event. If you have ANY questions about the Event please call Tommy M. at (602) 321-7489. Hope to see you there!!!

## SPORTSMEN'S CONSTITUENT GROUP MEETING

The date was March 22<sup>nd</sup> and I probably should have been home typing this Newsletter yet I instead was at an Arizona Game & Fish Meeting. This Meeting was slated from 6pm to 9p.m. & was billed the Sportsmen's Constituent Group. I read about the Meeting on one of the hunting websites that I read. They were saying that they thought it was very important and that it was hoped that a good crowd of concerned sports people would show & that they were coming.

The purpose of this Meeting was to try to get a coalition of sports people together to talk about ideas & ways to unite & work together on issues and challenges affecting the future of hunting, fishing and Arizona's wildlife. There was quite a crowd and they came from all over, even from as far as Yuma, Kingman & Springerville. There were also a very few antis & bird watchers present. The meeting was open to the public. It was hoped that HB1072 (basically, the bill from the group that wanted to get all of the auction big game tags, to auction off for themselves & not let the smaller groups have any) would not be a main topic. It wasn't, though it was mentioned here & there & made very passionately clear that it was not wanted at all except for by just a small handful of people. I believe the night was a success and that some good ideas were presented. One of the top problem areas it was learned is probably communication. Communication between Game & Fish & us, between the sports groups & each other, etc. One of the areas that the AZGFD will probably be using in the future is Face Book and some of the other networking media outlets.

How do we get the average sportsman interested in wildlife & projects for them & how do we get them involved? Do we really care? When was the last time any of us went to an Arizona Game & Fish Meeting?

AZGFD is looking for willing members to develop an agenda cooperatively for a 2<sup>nd</sup> Meeting. If you were willing to keep participating it was asked that you email [ghovatter@azgfd.gov](mailto:ghovatter@azgfd.gov) and let him know.

### PVCI MEMBERS NEEDED FOR UPCOMING WORK PROJECTS & YOUTH CAMPS

How do we get you the member interested? PVCI has joined up with some other Clubs to do certain work projects & to help in some of the Youth Camps. The vast majority of the time our only representative at these events is member Ray E. who does a lot of the cooking. The #1 reason we don't have more participation is probably the same as above, lack of communication. We very often do not even know that anything is going on. The other big, big spoiler is conflicting dates. In an effort to help keep you informed, here are some upcoming events that we could use your help in any & all capacity.

**April 19-22** – A nationally renowned event, the Jr. turkey hunting camps. Learn to call & hunt the wild turkey, develop outdoor skills, food, tips & help with your hunt should you have hunt # 4056 or over the counter tag. (Units 23 & 4A/4B. Meet at Colcord Ridge Campground in unit 23. Contact Rich Williams at (602) 881-6815 or email [rich@saselectric.com](mailto:rich@saselectric.com)

**May 19-20** – the IDA Grasslands Project – To reconstruct some of the grasslands in Unit 7.

**June 9** – The Outdoor Festival at Mormon Lake Lodge. Eddie Corona is putting this one on. This is on Free Fishing Day & our Contest is on this day. If you are not going to fish, maybe we could have a varmint-calling booth here?

**June 9-10** – Work Project at Big Lake.

These came to me from member Ray E. To get more information maybe you could talk to him? Otherwise there might be some information on the AZGFD website? I do know that they do have the upcoming junior hunting camps listed.

### UPCOMING EVENT: PVCI ANNUAL FISHING CONTEST – JUNE 9, 2012 FREE FISHING DAY!!!

**PURPOSE: To find the BEST Fisherman in the Club in both the adult & kids category.**

**WHERE:** (?) Location to be determined by whomever runs the Event.

**DATE:** Saturday June 9, 2012, FREE FISHING DAY. **TIME:** Daybreak until (?) p.m. You can check-in anytime during the day however the FINAL check-in will be at (?) p.m.

**ENTRY FEE:** None, in fact a fishing license is not even required as this is Free Fishing Day and no license is required to fish on all public state waters except on the Indian Reservations.

**CONTESTS OPEN TO All PVCI members plus their families and friends who may be interested.**

**There are usually 2 categories: Adult – ages 14 and older and children – ages 13 and under. 1<sup>st</sup> Place prizes will be awarded for the longest fish and the longest stringer.** As in years past in addition to the prizes for longest fish & stinger, there will also be a free Members & Guests Raffle! You need Not fish in the Contest to be eligible for this Raffle however you Do need to be present.

There is typically also a **FISH FRY/ POTLUCK DINNER** at one of our pre-determined campsite locations!!! **Please remember to bring a dish, also an extra frying pan, fish batter, aluminum foil, etc. to help with the fish fry.**

**PS: We are looking for a member to run this FUN Event!**



## GOBBLERS TO REMEMBR by Eddie M.

Hunting the wild turkey gobbler in the spring after the normal predator seasons are over is something I look forward too with much gusto each year. The process of how I began harvesting these wild birds covers the whole spectrum. I have gone from not really seeing what all the fuss about turkey hunting was about to now counting my life by wondering how many more spring turkey seasons I have left. The many experiences have left me with many memories/adventures...and on some occasions, some good-eating meat too. Every year many hunters get drawn for a turkey tag yet not everyone tags a bird. The reasons for this are varied and many. Let's go on a typical turkey hunt to see if we can't kill us a gobbler.

It starts with signing the turkey tag that you were lucky enough to draw. You've already watched the hunting DVD's & know what the different calls mean. You have also previously visited the unit you plan to hunt on a preseason turkey-scouting trip & know where you plan to camp, plan A & plan B. You also know where to go to listen for gobblers, Plan A, B & C. You arrive at your camp area at least the evening before while there is still some daylight left & your group splits up & listens in different areas before dark, trying to roost some birds. Roosting birds is the term used when you are listening for gobblers as they sound off as they fly up into the trees to sleep for the night. When they do this they often gobble to let the hens & the rest of the world know where they are. You may also hear wing beats as the birds fly up to roost. The whole idea is to locate some birds, especially gobbling gobblers so that you have a starting point for your hunt come morning. Try your best to pinpoint the gobbler & do not call to him now if you can help yourself. This is opening morning so don't give yourself away. As the season progresses, do call to the bird in the evening (especially if you're on top of a hill already) as sometimes, if they are alone, they don't want to go to bed alone & will come to you.

The plan in the morning is to head towards that gobbling bird & get within 100-150 yards while it is still dark. It is very important that you beat the light. Spring is breeding season & if the gobbler wants to breed, then he will start gobbling soon after it awakens. Hens are attracted to the gobbling and in nature the hens go to the gobbler. Turkeys wake up early & trees are tall. If you wait until the light of the morning and then head towards the gobbling bird that is also looking & listening for advancing hens, he will probably spot you from his tree if you get too close. When you are already in position and start to sound like a hen, you'll be more believable. There are a couple trains of thought on what to do next. Some say to wait by the tree and not make any hen sounds until the gobbler flies down. Others say to do some light tree yelping. One thing to not do is to blast the gobbler away with loud calling unless you hear some loud hens close by. Normally if you get too close and make too much noise, the gobbler will often stay in the tree longer waiting for those hens to show up. If spotted the gobbler may also stay in the tree or spook and fly off. What I do varies. Usually I'll do light yelping, then (after the gobbler hits the ground) stimulate wing beats like I'm a hen coming out of the tree. Then I just do clucks & purrs plus some scratching in the leaves. If I yelp, it is only sparingly. I don't want to sound too excited unless I hear some excited hens near the gobbler. If you do spot hens coming past you heading to the gobbler, scare them off. If you don't they will walk past you and take the gobbler away.

Working the gobbler after it's on the ground and trying to get the gobbler to come to you instead of vice versa is where a lot of the fun of trying to call the bird happens. You can often tell the temperature of the bird by the frequency of the gobbles. Often I will move closer to the gobbling birds several times trying to seem like an advancing hen. Often also, once the gobbler knows where I am, I will do one of the most effective calls that you can do, SILENCE! Especially later in the season, when they have been called to by hunters often, a little bit of sound and then silence for 20 to 30 minutes can really work! If I hear no gobblers, I walk through the woods (prospecting) sounding like a flock of hens

When the gobbler is on its way and gobbling, you will know. Gobblers are loud and the closer they get the louder they will sound. Get ready and have your shotgun already up when the bird shows. Keep your movements slow & remember that sometimes the birds come in quiet. I don't shoot at the head as it moves too much. Instead I shoot just up from where the neck meets the body. I do not shoot birds while they are strutting. After the shot, I run and grab the bird by its legs and hold it up with the breast facing me. I do this even if the bird is still. Almost always the bird will come back to life and start flapping all over the place, similar to a chicken with its head cut off. If you have a hold of it, the bird will stay pretty and not break feathers, etc. This is better for taxidermy purposes. I like # 5 or #6 turkey loads in 3inch & especially like the Federal Turkey Loads.



Arizona Wings Taxidermy, LLC  
8226 W. Columbine Dr. Peoria, Az. 85381  
(623) 223-7882 We work only on birds  
<http://www.arizonawingstaxidermy.com>

Calling in spring gobblers is very exciting.  
Hopefully this little bit of some tips will help you to get a bird.  
Good Luck.



**CLASSIFIEDS**

**CONTINENTAL DIVIDE KNIVES**

**JOHN E. TONER**  
4516 N. 19th Ave.  
Litchfield Park, AZ 85340  
(623) 853-1125  
(888) 872-1126  
edknives@msn.com  
Website: cdknives.com



The Ultimate Skinner



**DERMESTID BEETLE SKULL CLEANING**




**Mitch Atkinson**  
10029 W Avenida del Sol  
Peoria, Arizona 85383  
**1.877.275.8557**  
Mitch@WesternSkulls.com

[www.WesternSkulls.com](http://www.WesternSkulls.com)

**Arizona Liquid Graphics**  
Quality Hydrographic Imaging  
Specializing in Camo Designs

**Bob Bogaard 602-769-5019**  
rbogaard@cox.net



**PAINTED SIGNS & VINYL GRAPHICS**

TRUCK/TRAILER LETTERING  
INTERIOR GRAPHICS  
METAL • WOOD  
BANNERS  
DECALS • GRAPHICS  
4' X 8's

**LARRY SZYDELKO**  
**602-993-4661**

**Wildlife Callers**  
Mark Healy  
(480) 695-9610  
mark@wildlifecallers.com

22715 Ellsworth Rd. #101  
Queen Creek, AZ 85342  
(877) 231-1610  
[www.wildlifecallers.com](http://www.wildlifecallers.com)

**FIREARMS & ACCESSORIES**



**KEVIN JONES**  
5029 W. OLIVE  
GLENDALE, ARIZONA 85302

**PHONE**  
(623) 934-1164

**OUTDOORSMANS**  
[www.outdoorsmans.com](http://www.outdoorsmans.com)

**SPECIALIZING IN OPTICS & FIREARMS**  
SWAROVSKI *Leica* ZEISS  
OPEN Sun-Fri 10am-Fri, Sat. 9am-Sun, Closed Sun.  
1000+ K. Cave Creek Rd. • Phoenix, AZ 85020  
**TERRY HOWELL • (800) 291-8065 • (602) 944-7121**  
terry@outdoorsmans.com

**Rhino Calls**  
The Only and Only Book on  
Predator Calls and Their History  
Predator Calls, The First 50 Years  
Predator Calling DVD's & Calls  
Order Today!

**Rhino Calls**  
Media Solutions  
**Jay Nistetter**  
**Rhino Calls**  
Coyote Behavior DVD  
Learn Coyote Behavior  
and be more  
**SUCCESSFUL!**  
(602) 993-2561  
www.rhinocalls.com  
www.1000rhinocalls.com

I would like to ask everyone if they could help me out by sending me some pictures or bring me pictures of recent hunts, club activities, ect.... I would like to put a scrapbook together for the club. The information I would need would be the name of the event, name of people in the picture, date. If you like you can email me the pictures, mail me a copy of the pictures or bring me a copy of the pictures to the club meeting. Below is my information.

Ruth Strang  
[pvcigroupp@yahoo.com](mailto:pvcigroupp@yahoo.com)  
**602-524-3586**

**COUNTRY BOY CONNECTION**  
Andy Ghigo  
18001 N. 45th St  
Phoenix, AZ 85018

**ANDY GHIGO**  
602-619-7293 CELL  
602-861-3300 OFFICE  
602-861-3301 FAX  
AGHIGO@COX.NET  
[WWW.COUNTRYBOYCONNECTION.COM](http://WWW.COUNTRYBOYCONNECTION.COM)  
[WWW.ANDYGHIGO.COM](http://WWW.ANDYGHIGO.COM)

**PORATH**  
Game Calls  
Never Quit!  
[www.porathgamecalls.com](http://www.porathgamecalls.com)

Jeff Porath  
(602) 619-3372  
P.O. Box 213  
Port Hope, MI 48468

Porath New Website: [www.porathgamecalls.net](http://www.porathgamecalls.net)

**LowRate Approvals**  
Richard Phillips  
Branch Manager  
Office: (602) 288-6516 Mobile: (602) 750-7500  
Fax: (602) 288-5780  
18441 North 25th Avenue  
Phoenix, AZ 85023  
[Richard@LowRateApprovals.com](mailto:Richard@LowRateApprovals.com)  
LowRate Approvals is a Division of Anthony Management Corporation

**NEW E-MAIL ADDRESS FOR THE PREDATOR TALES:**  
To submit stories for this Newsletter as of April 2012 please send to:  
[huntresspvc@gmail.com](mailto:huntresspvc@gmail.com)  
[pvcigroupp@yahoo.com](mailto:pvcigroupp@yahoo.com)  
E-mail your stories and pictures here or you can also give Eddie M. handwritten items at the Monthly or Board Meetings.

**Rod's Auto Care**  
Quality Care with a Personal Touch  
Front End Work, Brakes, AC, Tune Ups & Electrical  
Work performed by appointment and referral only  
(623) 374-4582 3733 W. Westcott Dr.  
1/4 mile north of Union Hills Dr. and 1/4 mi west of 35th Ave