



Aug-Sept 2012

Presidents Message

It has been a long summer but it's just about time to pull the trigger! First comes the August meeting and we are working on a bear speaker. Next is the George Knox Memorial Boot Camp, on August 11th and 12th. If you want to learn about varmint calling, there is no better time or place to be! Even if you have some experience, you will learn more in this one day seminar than you will believe. Then you use that knowledge immediately. This camp is in partnership with YouthOutdoorsUnlimited but is not oriented to junior predator hunters only! Adults unaccompanied by kids are also more than welcome! We just want/need you to register at the Y.O.U. website http://www.youthoutdoorsunlimited.com/upcoming_events/index.html for a head and food count. After the class, the hunting starts. This brings up the need for **mentors!** WE NEED YOU!!! As of July 25th, there are 26 kids to mentor, along with any novice adults that show up. If you have blown a call, set up a stand, etc. you know more than these kids. If you feel unsure of what to do, the class Saturday will bring you up to speed and the kids are always a blast. We will camp at the Game and Fish Vincent Ranch and Y.O.U. will feed us Saturday all day and Sunday morning. The weather will be much better than in the Valley, 105+ probably and the camaraderie ship much more pleasing. As an incentive, Ray E. has been busy grinding knives and has a skinning and caping set of zebra wood handled knives that will be raffled to anyone who shows up to mentor or support the camp! To our PVCi novices, the George Knox Memorial Boot Camp will make your Sept. novice hunt more fun & effective & the networking with our expert hunters as they see your enthusiasm will encourage the experts to hunt with you! Don't forget the See Canyon Trail Clearing on August 18th, for details, read the rest of the Predator Tales. This is a great weekend over by Bear Canyon Lake. Don't forget to bring your potluck items and BYOAB. Good times and great friendships make for an outstanding club and memories that you will brag about.

Last, the hunt season starts, at least for experts taking out novices, with the September Novice Hunt. Finish working out new loads, pattern rifles and shotguns, and prep your camo!
by Ken E.

Things To Be Aware Of

- * If you're helping with or going to the Boot Camp Aug. 11-12 register NOW! PVCi volunteers are needed as mentors for this Boot Camp. A LARGE crowd is expected to listen to seminars, then go hunting with us. Youth Outdoors Unlimited provides food. http://www.youthoutdoorsunlimited.com/upcoming_events/index.html
- * There are **73 members** that are either due or past due on paying their membership dues! Look on the front of your Newsletter, if you owe, the words "Membership Due" will appear in RED letters. This money is Club Revenue. Please pay if you owe. **To renew costs only \$25.**
- * Corresponding Secretary Eddie M. believes that the Lifetime Membership price is way too low & has began the process of having this price increased. We did discuss at the July CLUB Meeting & need to discuss again at August Meeting. Need input. Want more details, show up at the Meetings.
- * How would you like to receive this Newsletter as a PDF file on the computer instead of in paper form? Let Membership Chairman James S. know either at a Meeting or call (602) 820-5142.
- * The PVCi Trail Clearing is August 18-19 with the work being done on the 18th. Need your help! See inside.
- * To contribute stories, pictures, etc. to this Newsletter send items to pvcigroup@yahoo.com

Officers

President

Ken Eaton

Vice President

Craig B.

Treasurer

Ray Evridge

Corresponding Secretary

Eddie Murdock

Recording Secretary

Dan Schoenfeld

Board Members

Mark Miller

James S

Tommy Martin

Steve Lemieux

Alan Fusler

Terry Hairston

Predator Tales

Eddie Murdock

James S.

Membership Chairman

James S.

Ruth S.

Hunt Chairman

Open-See Ken E



President Ken E
Says it's Time!

Ricardo Jr Jasmine Ricardo Will
PVCi 2012 Fishing Contest Winners

PVCi says Goodbye to Ray M
Thanks for all that you did.
You will be missed.

P.O Box 87153 Phoenix, AZ 85080-7153
Copyright ©2007, Phoenix Varmint Callers Incorporated
All Rights Reserved

**COCONINO NATIONAL FOREST, WHERE YOU CAN DRIVE, CAMP, ETC. ARE CHANGING
(SOME OF THE NEW RULES IN THE COCONINO NATIONAL FOREST) NEW RULES BEGIN ON MAY 1, 2012**

My first encounter with some of the road changes I'd heard about happened this year on the turkey hunt over in Hunt Unit One. There I ran into portions of the Wallow Fire and in places there were certain forest roads that had a symbol on a sign. Once on these roads you could only drive that road and adjacent side roads that had this symbol and you would be fined if caught on a side road without the symbol even if they looked good. Roads in big burn areas are usually like this.

This year, while at the PPCI Annual Campout & Barbeque a ranger came to where we were shooting and said that some of us were in violation of the new road rules. She passed out some free Coconino National Forest Motor Vehicle Use Maps. She informed us in a nice matter that the new rules were in effect now and that we were responsible for knowing which roads were closed or not plus the other particulars like camping distance, which side of the road you could camp on, etc. She also said that the roads did not have to be marked and if caught on a closed road you would be fined. The main violation that we were guilty of was that on the road that we were on, on the shooting side the vehicles could not be more than 10 yards off the main road. Some of us were a little deeper in than that. On our camping road also there was camping on only one side of the road, the side that we were on and you could not be camped more than 300 ft (100 yards.) from the centerline of the main road. I believe that we were okay in this respect.

These new rules have angered lots of forest users, especially hunters. Many don't want to understand although really **many just don't like change. This is true of me also.** I'm still against having to pay to go to Bartlett Lake or sleep at Ashurst or Kinnikinick Lake. I can remember a time when going to all of these places was free & for years I protested certain places by just not going to them anymore. This didn't change anything though. The new rule was still there whether I visited the place or not & **if I want to still enjoy these places & not break the law then I must do what the books say. If you take the time to actually get a free Motor Vehicle Use Map from the forest service & open it up & study it, you will see that it's really not all that bad. Yes there are some changes and especially if you hunt you'd better be aware of them.** Let's open up the Coconino National Forest Motor Vehicle Use Map & see what it has to say. Opening the map the 1st thing I see are the different map symbols or legends. Below this is an explanation of these legends. These include the following listed below. First a picture of what the road looks like on the map is shown. The explanation of this symbol or legend is then explained.

DIFFERENT ROAD DESIGNATIONS: The road designations I see are: 1) Roads open to Highway legal vehicles. 2) Roads open to ALL vehicles. 3) Trails open to ALL vehicles. 4) Trails open to all vehicles 50 inches or less in width. 5) Trails open ONLY to motor vehicles less than 50 inches in width at the widest point of the vehicle. 6) Trails open to motorcycles only (No sidecars).

SEASONAL DESIGNATION: There may also be a seasonal designation symbol associated with the above road designations indicating that the road is open ONLY during certain portions of the year. The roads with these seasonal distinctions are listed along with the seasonal opening & closing dates.

DISPERSED CAMPING: Another symbol that may be on the road designation is for whether you can camp on both sides, the left side only or the right side only.

OTHER PUBLIC ROADS: Symbols that shows roads the Forest doesn't have jurisdiction over & thus haven't been designated for motorized use.

SHORT ROUTE FINDER: A symbol for roads that are too short to show a symbol type on the map. The symbol contains the # of the road or trail. Users should refer to the corresponding # in the Short Route Table for designation information.

MOTORIZED TRAIL ACCESS: A symbol that indicates a trailhead for access to a motorized route.

AREAS OPEN TO CROSS-COUNTRY TRAVEL - A symbol; that allows cross-country travel by motorized vehicles. These may have seasonal & have specific vehicle travel restrictions.

GAME RETRIEVAL: This is one important change I'll bet that many do not know about. When an elk has been legally taken in hunt units 6A, 6B, 7E, 7W and 8, the person who took the elk may drive or be driven to the downed animal. Under NO circumstances may a second vehicle be used to retrieve the animal. The vehicle used to retrieve the elk may be operated off of designated routes on non-wilderness National Forest Lands up to one mile from designated routes. Motor vehicle use off of designated routes is not allowed for game retrieval of ANY species including elk in hunt units 5A, 5BS, 5BN, or 11. For space purposes I left off the RIPIRIAN AREAS & the CASNER MOUNTAIN TRAIL explanations.

DEVELOPED CAMPGROUND: All roads in developed campgrounds are designated for highway legal vehicles only. If a vehicle does not qualify as highway legal or the driver is unlicensed then you are not allowed to drive here.

The map then goes on to list each forest road by number & groups each of them according to category. If you know the number of your Forest Road (you will have to in order to effectively use this map) then look on the map, find it & follow the symbols as to its use. If you take the time to open the map, it isn't all that bad. Maps are free at Forest offices.

****Coronado, Kaibab (Williams and Tusayan District) & Prescott National Forest also have the same MVUM Maps.**

THE NOVICE HUNT – PVCIS 1ST HUNT OF THE YEAR – SEPT. 8-9, 2012
PREPARATION, TIPS, WHAT TO EXPECT, ETC. FOR THE NEW NOVICE by Eddie M.

The Novice Hunt is coming! September is a BIG month here at PVCIS because of the Novice Hunt, our 1st official Hunt of the new 2012/2013 season takes place! Hello to all the new members who have recently joined PVCIS! This article is mainly devoted to you although there are still some older Novices that might also benefit. Hopefully you will soon be matched up with a more experienced hunter or Expert for the Novice Hunt. This article has been written to kind of give you an idea on what to expect, what to bring & also on what your Expert might be wondering or thinking.



What Is This Hunt? PVCIS 1st hunt of the year, the Novice Hunt is designed to team the less experienced hunter with an Expert for 1 or 2 days of real hands-on, in-the-field, predator calling/hunting training. After all it's one thing to read about or watch a DVD on what is supposed to happen and quite often another to actually experience and do it getting real pointers on what is right and what is wrong, etc. **What are the dates** of this Novice Hunt? September 8-9, 2012. We may also have another Novice Hunt in March 2013. **What is the definition of a Novice in PVCIS?** A Novice is more or less defined as anyone in the Club who has harvested less than 5 coyotes or has been a member for less than 2 years. Exceptions: Would include those that have newly joined the Club yet have enough experience to have written a predator calling book or made a predator calling DVD or work in predator control or are obviously not a Novice due to present or past predator harvesting experiences, you don't count. **Let's keep Novices beginners with little or no experience. How many people are allowed on each team?** Normally 1, 2 or 3 man teams only are allowed. On this hunt, since every Expert must normally have at least one Novice on their team (this may vary this year and is up to the Hunt Chairman), four man teams are okay, just as long as each expert has at least one Novice (again this may change this year). **Where will the Hunt take place?** The whole state of Arizona is open so really it is up to where your Expert takes you.

Suggestions BEFORE you go: 1) Have a current 2012 hunting license. 2) Seriously consider purchasing a 2012 mountain lion tag. You might also consider purchasing a 2012 bear tag should you be hunting an open bear unit in season. 3) Keep a current copy of the 2012 Arizona Hunting Regulation Book in your vehicle. It is invaluable for reviewing laws, showing you what unit you are located in, defining the North & South boundaries, verifying when seasons open & close, showing the toll-free bear & lion phone #'s, etc. 4) Join The PIN PROGRAM! This program will cost you a one-time fee of \$10 and is good for as long as you are a current paid member. This program allows you to earn pins for achieving certain goals as you harvest the various predator species throughout your predator-calling career. Each predator has a different set of pins that may be earned; for example coyotes will earn you a pin when you reach 5, 20, 50 and 100 critters & then every 100 coyotes afterwards. Foxes are 10, 25, 50 and 100. Bobcats are 1, 4 and 20 at least. These pins are given out at the Monthly Meetings in front of everyone to acknowledge your accomplishments. There are many more pins available & for a complete list refer to the Members Handbook or the Hunt Rules. The person to see to join the Pin Program will be the Hunt Chairman. **Who will I be hunting with?** This is the BIG question. Unless pre-arranged you probably won't know until towards the end of the Meeting. Please do try and attend the September Meeting. If nothing else the fact that there will be a Novice Hunt will be announced and those novices that want to hunt will be matched with experts. This matching could be done in a variety of ways. The fairest way is to have the experts put their names into a hat and then have the novices draw them out. This doesn't always happen though. Lately it seems that all the names end up with the Hunt Chairman and somehow he does the matching. Some novices arrange things beforehand. It is all good as long as all the novices that want to hunt have someone to hunt with. **Items to have & take along:** Do you have your own camouflage clothing, gloves, facemask & cap? Your own predator calls (have at least 3 different calls that you know you can blow) & appropriate ammo that will put down a coyote (ask your expert)? Do you have your own water and /or refreshments plus snacks/lunch for the day? If you're staying out overnight, your own sleeping bag & asst pads/mattresses to sleep on & something to eat for dinner (ask your expert about bringing a stove, cooler or lantern)? Do bring some trash bags, 1st aid kit, aspirin or Tylenol, a skinning knife, sharpener, rope, alarm clock, flashlight & extra batteries, a camera w/extra film & batteries, your hunting license & tags plus some maps of the area. If hunting up North don't forget a warm jacket & a beanie cap as it is still cool up there. Also rain gear. **What to expect on the Hunt:** You will probably load up & leave for the hunting area either the night before or early (before daybreak) the day of the Hunt. If leaving the night before, once you arrive at the hunt area you should get ready NOW for the morning, before you go to bed. By this I mean find your camo, find your calls, find your ammo and find that facemask you have buried. Do all of your banging around NOW, then put out your bedrolls and go to sleep. In the morning, one of you will probably wake everyone up. NOW is the time to try to be quiet. Don't Talk Out Loud, instead whisper. Do Not Bang Around Getting Ready! You did all of that last night. Get ready as quietly as you can. You are hunting predators, they have good senses of hearing, sight and smell and it is best if they do NOT know that you are awake! I did mention sight as one of the predator senses right. You guys & gals with your big bright outside truck bed lights remember this!

- CONTINUED -

NOVICE HUNT PREPARATION – CONTINUED -

Once dressed & loaded you will probably follow your expert. They will probably walk into the wind to a stand location or place to call. You should be given some sort of signal that will let you know when the stand that is being called is over & what the expert wants you to do in response. Usually you will answer back with a plain double call sound if you see nothing or remain silent if you see an approaching critter that may be shootable. Once a stand location is found, you will be set up in your zone or area that you are supposed to cover. (Tip: Once placed in position, Do NOT just sit down right away & start to get ready; instead stay standing so that you will be able to see where everyone is located & so that everyone can see where you are located). This stand will typically be the experts stand; they will do all the calling & end the stand when ready too. A stand generally lasts from 10 to 15 minutes for coyotes. ****If you are arriving the morning of the hunt,** then you will probably stop somewhere short of your hunting area & get dressed & ready, then drive to your hunting area, ease to a stop, quietly get out, load up and go out to make a stand. DO NOT talk out loud (whisper) or slam the door when you get out of the truck!

Unless you are calling for bears and lions, most likely the above scenarios are how you will hunt all day. Going back & forth from the vehicle while making 10-15 minute stands and taking turns doing the calling. While on stand, during the calling routine, DO NOT leave where you were placed and venture into another shooting zone! **Shooting Safety & Ethics:** Repeat, during the calling routine, DO NOT leave or secretly move out of the zone that you have been placed in. To do so could be hazardous to your health. Treat EVERY firearm as if it was loaded at ALL times! This means that you should NEVER, EVER POINT ANY FIREARM at any person! To me a firearm should be carried & loaded by either pointing it up or down and NOT by holding it level! I have had the misfortune to be around several times when a firearm went off at the vehicle while being loaded! Guess what, half the time, the firearm was LEVEL! **There are a FEW of you out there that load & especially carry & inadvertently point the firearm by holding it level at times.** This shouldn't happen & shucks half the time you're probably not even aware that you are doing it but you are. **If you were at the rifle range, most of you would be kicked off the range.** To me you should always make an obvious effort to avoid leveling or worse, inadvertently pointing your firearm at someone. Once the shot leaves the barrel, you can't call it back! **Shooting:** When it comes to shooting, if the critter is in your zone & you have the shot, take it! It doesn't matter who called it in, this is a team effort. Missing shots is going to happen, I don't care who you are. Patterning your shotgun & zeroing your rifle will go a long ways towards not missing shots, so will practice both at the range & in the field. You may have hunted all over the world & harvested all sorts of critters yet this predator calling, where the critter is running at you, often to eat you, is different. The action is often so fast & furious that you will have no time to find a critter in your scope! You are better off just pointing & shooting thus the shotgun. I believe that novices will miss fewer critters on this Novice Hunt if you shoot a shotgun instead of a rifle. This is also why I don't like single-shot weapons. Sometimes you need that 2nd & 3rd shot. Rifles generally leave a better blood trail than shotguns should you only wound an animal though. **Should You Harvest A Critter:** Congrats are in order! Please do take some pictures. Pictures are my way of honoring the animal. Also don't forget to count how many steps it is to the critter. Do keep a record of your harvests. By using pre-printed forms & filling them out, especially ones that also allow a picture or two, you can build a very interesting photo album that both shows & tells your stories. Makes for interesting reading & it will be there even after the memory fades. Hopefully this article will give you a better idea of what to expect and thus help you prepare. GOOD LUCK on your hunt!

SOME PREDATOR CALLING TIDBITS & COMMON SENSE FOR EVERYONE by Eddie M.

- 1) Remember that there are NO HARD & SET RULES in this sport. Sometimes different things work for different callers.
- 2) When you get to a stand location, be conscious of the noise that you make. Try to be quiet. Do common sense things like whispering, not slamming doors, trying to walk quietly instead of just walking, etc.
- 3) You should really try to NEVER point your firearm at someone. Also when you load your weapon, you should really try to point the weapon either up or down and NEVER load it by holding the firearm level. On more than one occasion I have had the misfortune of being there when a firearm went off while being loaded! Sometimes the firearm was level! The only thing protecting everyone else when this happen must have been his or her angel.
- 4) Try carrying a lighter in your pocket. They come in handy for checking the wind, especially when things are wet. It'll also save your butt someday should you become lost. They're also good for starting fires, lighting stoves, lanterns, etc.
- 5) Don't forget to put some feeling into your calling. The best feeling to convey is pain, next is surprise. Try to sound like a critter that is hurt and not like a person blowing a call.
- 6) Rifle hunters DO sight in your rifles! Shotgunners DO pattern your shotgun! This will increase your hit/miss ratio.
- 7) **BE SURE OF YOUR TARGET AND WHAT IS BEYOND BEFORE YOU PULL THE TRIGGER!**
- 8) If you are calling & you or someone else shoots, get back to calling as soon as you can afterwards. The sound of the shot does not seem to bother most predators as long as they are not the one being shot at and another critter is possible.
- 9) Make sure that you look at where you sat after every stand, especially if you've had action. You'll find gloves, calls, etc.
- 10) You be the one to bring an alarm clock and camera to each trip. Do honor you critter & take its picture.

PVCI GUN RAFFLE

Normally if you are old enough to own a firearm, can pass a background check and have at least \$5.00 to invest, then you have a unique opportunity each and every month to win a firearm at the Phoenix Varmint Callers Monthly Meeting. How do we do it you ask? Well every other month or so the PVCI Board of Directors and Board Members choose a rifle, shotgun, handgun, etc. in advance. Then we here at the BI-Monthly Predator Tales do our best to let you know exactly what those choices will be (hopefully also in advance). Then on the night of the Meeting, with the firearm usually present for all to see, the Raffle Tickets are made available. Tickets are sold for \$5.00 apiece with NO LIMIT on the amount that you may purchase. You need NOT be a member to participate. The Raffle Drawing is usually held that evening and some Lucky Person wins!!! ***All winners MUST be able to fill out and pass a background check.*** Firearms can be picked up at The Outdoorsman 10004 N. Cave Creek Road Phoenix, AZ. 85027. Phone: (602) 944-7121.

The Gun for August: Avis 243 with scope -- **The Gun for September** (to be determined).

Someone will WIN!!! Will it be you? Again there is **NO LIMIT** on the amount of tickets that you may purchase.

CALENDAR OF EVENTS

***** Members remember that you are welcome to attend the Board of Directors Meetings on the 3rd Wednesday of each month. The Meeting is located at 12851 N. 19th Ave., Lodge #2, in Phoenix, AZ. Start time is 7:00p.m.**

July 1 – Night Hunting (Daylight & Daylong Hours) Season for mountain lions opens. Check your Hunt Regs.

Aug. 1- Bobcat, fox, raccoon, badger, ringtail, weasel & coatimundi seasons open w/some exceptions. Check Hunt Regs.

Aug. 7 - This is the 1st Tuesday (PVCI Monthly Meeting, 12851 N. 19th Ave., Lodge #2) 7:00p.m. Bear hunt/call meeting

Aug. 10, 11, 12 – George Knox Memorial Boot Camp at Vincent Ranch up by Woods Canyon Lake for youth & adults.

In the field predator calling seminars, then we go hunting! Friday is set-up only. Food provided by Y.O.U. on Friday eve, Saturday morn & eve & Sunday morn. Camping free but only tents inside Vincent Ranch. More info inside.

Aug. 10 – Aug. 23 - Rifle bear season opens in Hunt Units 1, 2A, 2B, 2C, 3B, 6B, 22S, & 23S. Check your Hunt Regs.

Aug. 10- Oct. 19 -Various Limited Opportunity rifle elk seasons open. Check your Hunt Regs.

Aug. 15 - This is the 3rd Wednesday. PVCI Board of Directors Meeting (12851 N. 18th Ave., Lodge #2).

Aug. 18-19 – PVCI ANNUAL TRAIL CLEARING – PVCI maintains the See Canyon Trail in Unit 4A. Fun, Family-

Oriented Event! The work will be on Saturday the 18th. Meet at upper trailhead by 9:00a.m. More information inside!

Aug. 24 – Sept 15 - Rifle bear season opens in Hunt Units 6A, 17A & B, 18A, 20A, 20B, 22S, 23S, 24A, 24B. Check Reg

Aug. 24 – Archery antelope, deer, bear, turkey & squirrel season opens in various Hunt Units. Check your Hunt Regs.

Aug. 31 – Deadline for 2012 Sandhill Crane Hunt Applications.

Sept. 1 – Dove, blue grouse, crow, coatimundi seasons open. Also tassel-eared squirrel in unit 33 opens.

Sept. 1-2 – Robbins Butte Junior's Dove Hunt. Hosted by AZGFD & Chandler Rod & Gun Club. www.azgfd.gov/dove

Sept. 4 - This is the 1st Tuesday. (PVCI Monthly Meeting, 12851 N. 19th Ave., Lodge #2) 7:00p.m. Meeting is usually geared towards the Novices. Be there to learn more. Also teams will be chosen for the NOVICE HUNT!

Sept. 7 – Rifle/muzzleloader antelope seasons open in most hunt units. Check your Hunt Regs.

Sept. 7 - Nov. 23 – Various Limited Opportunity elk hunts open in various hunt units. Check your Hunt Regs.

Sept. 7-9 – Becoming an Outdoors Woman – Friendly Pines Camp in Prescott. Register at www.azwildlife.org \$245 fee.

Sept. 8-9 – PVCI NOVICE HUNT!!! The 1st official HUNT of the 2012-2013 season!

Sept. 14 – Archery elk season opens in most hunt units. Check your Hunt Regs.

Sept. 19 - This is the 3rd Wednesday. PVCI Board of Directors Meeting (12851 N. 18th Ave., Lodge #2).

Sept. 22-23 - Southwest Fur Harvesters Annual Fall Rendezvous. Various seminars given on trapping & predator calling. Also the Certified AZ. Trappers Ed Course is taught. Some free meals & a Raffle! This is a Good Deal! More info. inside.

Sept. 28 – Early rifle bull elk season opens in various hunt units. Check your Hunt Regs.

Oct. 2 - This is the 1st Tuesday. (PVCI Monthly Meeting, 12851 N. 19th Ave., Lodge #2) 7:00p.m.

Oct. 5 – 7 – Unit 1 Squirrel Camp – Learn how to hunt tree squirrels, other outdoor activities. Food provided. Pinetop/ Lakeside, Los Burros Campground in Unit 1. Register at AZ. game & Fish Pinetop office (928) 367-4281.

Oct. 6 – 7 – PVCI Monthly Hunt!!

*****NOTE FROM THE MEMBERSHIP CHAIRMAN:** The shipping label on this Newsletter provides your personal membership expiration month & year on the same line as your name in the form of MMM-YY (i.e., FEB-12 for February 2012 expiration). If Membership is NOT current it will be noted in **RED** letters on the shipping label. Please submit the proper payment to keep your Membership current. The fee to renew remains \$25 and should be made payable to PVCI. Send payment to PVCI c/o Membership Chairman, P.O. Box 87153, Phoenix, AZ. 85080-7153. For new members the fee is \$35 and the forms are available at the General Meeting. For questions regarding membership, contact the new Membership Chairman James S. or his wife Ruth S. at (602) 524-3586 or (602) 820-5142. Renewal Fees help the Club!

PVCI WELCOMES NEW MEMBERS: Foster A, James B **WELCOME!!!** **PVCI MEMBERSHIP COUNT: 215**

UPCOMING EVENT 2012 ANNUAL PPCI TRAIL CLEARING FIRE RESTRICTIONS PERMITTING

PVCI members mark your calendars for the weekend of Aug. 18-19, 2012. This will be the dates for the Annual PVCI Trail Clearing. The actual work will take place on Saturday Aug. 18th however many members use this Event as an excuse to spend the whole weekend out of the desert HEAT! The plan is to meet the Forest Service person or our person-in charge at the top PVCI sign off of FS Road 300 (where the See Canyon Trailhead begins) at 9:00a.m.on Saturday morning. Here we will pass out the tools and take a PVCI Trail Clearing group shot by the PVCI sign!

Fire restrictions permitting, we will be camping off of FS Road 89 approx. 1 mile north of the Bear Canyon Lake Camp turnoff and right before the BIG STEEL power poles that cross the dirt road there. If heading north on FS 89 you would take a right turn on the dirt road that is immediately before the power poles. We will be camped up in the trees on the right hand side as you travel east. (See the map) This is the same location that we have used for the last few years.

NOTE: Due to fire regulations or new forest road regulations, we may all have to camp at the Bear Canyon Lake Campground. This Campground is Free and does have bathrooms. Try our normal spot first.

What is the PVCI Trail Clearing? It is the maintenance of a trail called the See Canyon Trail, which is a survival trail that runs from the top of the Rim near Promontory Butte down to Christopher Creek and is used by many hikers, hunters, horse riders, etc. **Our club has maintained this trail for over 35 years!** Each year we get many compliments from users

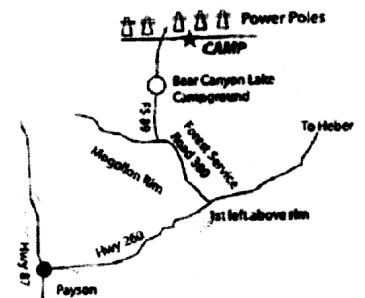
There will be a **POTLUCK DINNER** on Saturday evening! **PLEASE REMEMBER TO BRING A DISH!** This dinner has turned out really nice the last few years and is most definitely worth sticking around for! We will also have a Potluck Breakfast on Saturday morning before the work begins. We could use some extra breakfast items such as sausages, bacon & eggs, pancake batter, etc. Some extra frying pans, mixing bowls etc. would help, heck extra cooks too! As this event takes place in Aug. be sure to take your raingear! Brief afternoon showers in the high country are common! Hope to see you on the trailhead. Questions call James S. (602) 820-4192.

Past PVCI Trail Clearing Work Crews.

Eddie says the more people the more food!

Hope to see you there.

Bring your friends!



MORMON LAKE WILDLIFE EXPO REPORT by Rich H.

On June 9th, Ken Eaton and I attended the 3rd annual Mormon Lake Wildlife Expo and represented PVCI at our exhibition booth. This event is held at the Mormon Lake Lodge and is open to all sportsmen and their families. Eddy Corona presents this expo and he said that the first one attracted 250 spectators, 350 attended the second year and an estimated 2000 attended this year. This year 42 vendor booth's exhibited their products, services and/or organizations. Approximately 1/2 of the attendees were children & Eddie devised a brilliant strategy to get the kids involved. Each child was given a sheet of paper that was divided into grids with the name of an exhibitor in each grid. The children visited each exhibitor, asked questions & learned about that product or org. Then was given a small sticker to place over the name on the grid. When all 42 were covered the child turned it in for free ice cream. Lots of kids, lots of noise & laughter! We packed up at 4:00 pm & drove down the road a short way & joined Eddie M. at the PVCI Fishing Derby. This was a fun and full day.

WAPITI WEEKEND REPORT by Ken E.

On Father's Day weekend in June, Rich H. & I had the privilege of teaching young hunters about predator hunting. We were at Wapiti Weekend, put on by AES at the Sipes Ranch near Springerville. Nationally known as a premier junior camp, it is an outstanding effort of volunteers to involve our youngsters in outdoor sports and the future of hunting.

Over a hundred kids attended & we had the older teen's cycle through our class in groups of five to ten on both days. We started with the why & what's of predator calling & the promotion of all three calling clubs (PVCI, APC, and XPC). After sharing a good selection of our miss-adventures with them, every kid received a calling 101 class along with a closed reed call & yes, we did caution the kids to not blow the calls next to someone's tent, etc. after midnight! According to Steve Clark AES president, over 300 people were fed every meal all day Saturday and breakfast and lunch Sunday. Quite a feat to do that in an hour and a half and meal! If you know someone who could use this experience, go on the AES website & watch for the next enrollment opportunity, don't hesitate since it fills up fast!



PVCI ANNUAL FISHING CONTEST REPORT by Eddie M.

Saturday June 9th was the date of the PVCI Annual Fishing Contest. Ashurst Lake in the Coconino National Forest was once again chosen as the Lake where the competition took place. This Lake has been pretty good to us over the years even though it can and did get pretty darn windy at times. It just so happens that June 9th was also Free Fishing Day so a fishing license was not required to fish the waters. As we are a hunting club and some of our members only have hunting license, PVCI purposefully has our Fishing Contest on this day and it always works out just fine.

We had a nice group of people show & participate against each other at Ashurst Lake, each trying their best to catch fish. Wind-wise it was a terrible fishing day with gusts of 30-40mph yet there were still many fish caught! Enough to have a real bona fide fish fry at the end of the day. One of the more successful teams & one of the stories that need to be told involves relative new PVCI member Ricardo & his family.

At the May Club Meeting, after I talked about the upcoming PVCI Fishing Contest, Ricardo came to me & said that he'd like to go but had never been fishing before. He then wanted to know what he should bring. I told him that since we would mainly be fishing for trout, to bring some small hooks, split shot weights, worms, corn, power bait, etc.

Okay let's fast forward to the Fishing Contest Day. After arriving I found the location where the Main Camp was to be. I secured a campsite near member Mark M. & family who were already there. I left a couple of PVCI "Main Camp Here" signs plus put out the PVCI banner. Now it's fishing time and already windy.

After moving to the side of the lake where the wind was helping me I started to see some fellow PVCI members. Shawn came & fished beside me & I could see Will out on a point actually pulling in a fish now & then. It wasn't long before Ricardo & family showed up with fishing gear in their hands, all but Mom (Laura). They were soon in the water and we all talked & fished. I apologized to them telling them that this was a terrible day for a 1st fishing day. Even so I'd still see Will haul in a fish here & there & eventually we all moved closer to him. I had tried to help Ricardo some but I only had one fish. I knew that Will would help & after introducing him to Ricardo & family then saying that they'd never been fishing before, Will was soon showing them things & helping them. It wasn't long before Ricardo caught a trout, his 1st fish! He was excited and after landing the trout I told him that he would need a stringer. He excitedly said, "I have a stringer, I don't know how to use it but I have a stringer." We unhooked the fish & I showed him how to use a stringer. Soon his older son Ricardo JR. also caught a fish & daughter Jasmine also. All the while Laura sat in her chair & watched. We all talked & joked & I let her haul in one of my fish so she could see what it was like. She seemed to be having fun. At one point when Laura went to their vehicle to get food, I asked Ricardo if Laura liked it out here in the outdoors. He said, No, I'm surprised that she even came. She usually doesn't like the outdoors. She had seemed just a little reserved at first to me also but seemed to be enjoying herself or at least not minding things too much. They were together, the kids were having fun & the family was actually catching fish! Our mission besides catching fish became to make sure that Laura had a good time. Towards the end Laura and Will both got a little too much sun and went back to the vehicles where the shade was. Laura kind of wanted to leave with 2 hours to go. No don't go yet Ricardo, you guys are doing good catching fish, you might even win the Top Prizes plus the Raffle is open to all that are here whether you fished or not. All of you might win something again. They did stay & here are the results: **KIDS CATEGORY– Longest Fish & Longest Stringer – Ricardo Jr. 2nd Longest Fish – Jasmine ADULT CATEGORY– Longest Fish – Ricardo Sr. Longest Stringer – Will H.** As you can see the family did real well & mom was a witness to their success. Then came the Members & Guests Raffle, where they all won other prizes including mom. Laura also stuck around for the Fish Fry/Potluck & even ate one of the fish. I asked her was she having fun & she said, "Yes, I'll do this again." Now they didn't stay the night but maybe we'll see all of them again at say the Trail Clearing? Also MAYBE it might be a little easier to go hunting for Ricardo come hunting season now that Laura knows some of the people he'll be hunting with.

The Fish Fry/Potluck went well with everyone eating up a storm. The last thing that we did was the crawdad boil. There was some 25-lbs. left from the PVCI Barbecue in May. Crawdads are really good! We ate about 5pounds, which is a lot! I do believe that a good time was had by all, even though it was windy. Hope to see you ALL next year at this Event!

P.S. Of all the prizes to choose from on the table, both Ricardo JR. who had first pick for the Kids & Ricardo Sr. who has first pick for the Adults, both picked predator calls. I think that they want to learn to call coyotes.



ARIZONA BEAR TRAILS by Eddie M

I opened the cold can of Ravioli with the John Wayne on my key chain. It was delicious compared to the trail mix, acorns & berries I'd been eating the last 2 days, a true delicacy! After eating I laid down on my space blanket/thin foam pad combo bed on the ground, sunk into my hip hole & looked up at the many stars. Reflecting upon the past 2 days events, this trip had been a true adventure. Hi my name is Eddie M. & I was 7 miles inside the Mazatal Wilderness living out of my backpack on an Arizona bear hunt. The hike in 2 nights ago with my D-celled flashlight leading the way had turned up 3 rattlesnakes, 4 tarantulas, 2 scorpions, 1 skunk, 3 kangaroo rats & 3 Colorado River toads. Of course pictures were taken of some of the critters and since I don't kill rattlers, I'd potentially have to



dodge the snakes again on my return trip. Some 6 hours later I reached the familiar camp tree that would be base camp. I'd already made a stop & pumped some fresh water with my First Needs water pump at one of the springs in the bottom. The frogs were loud by this spring & I can still see the leopard frogs



leaping into the water on my approach. There were also some BIG bear tracks here that were not real old at all! In the morning, sometime after glassing if I didn't kill, I'd fill the flat-bottomed hard plastic jug I'd brought all the way up to the top. Then I'd drink all I wanted. It really helps your overall attitude when you can do this instead of trying to ration the water. Having water is what makes the trip possible, thus the pump.

Glassing from the tripod with my 15x60 binocs had revealed nothing the first morning yet seeing the sign plus having seen bears here before & knowing how things can change from morning to evening & vice versa it was decided to give the area a chance. In AZ, one of the best ways to see bears in the wild is to glass them while feeding on the prickly-pear cactus fruits in season. At this time of year many bears will drop out of the Manzanita & higher areas to feast on these fruits especially if there's a bad acorn crop. In good acorn crop years you won't find as many bears dropping down.

After glassing, I ate some trail mix (breakfast), filled my water jug and caught up on sleep under the camp tree. I had to change my position several times throughout the day to stay in the shade. Finally evening came & the glassing began anew revealing 3 different bears. Arizona bears seem to go to bed very early in the morning. Some never let the sun hit them. Usually by 7:00A.M the bears are in their beds like magic. In the mornings, if you are going to make a move, you'd better hurry. It's just the opposite in the evening. Sometimes the bears will be out feeding by 3:00 to 4:00P.M. Now the sun often doesn't seem to bother them and you have more time to get close, try the call & make something happen.

Hunt units with Wilderness areas have more bears as a general rule & if you look in the Hunt Statistic Book you will probably find that more bears are also killed in hunt units with Wilderness areas. They're usually NOT killed in the Wilderness but on lands next to these areas with some sort of driving road for easier hunter access be it by truck or ATV. Most hunters stay away from inside the Wilderness areas. Units 22 & 23 are good examples of this phenomenon. There is a lot of land and a lot of bears overall but the country that gets pounded the most by the bear hunters is everything on the outskirts of the Wilderness. Hike in just a little bit & you have the place to yourself, as there is rarely anyone else around.

Why do most stay away from the Wilderness? Read the first part of my story, life on the trail is tough! This is my preferred method of hunting though. The plan being to go in light, dodge the snakes, find the bears & come out with a load. In the meantime, your home is on your back and you have got to be ready for anything (weather, heat, snakes, gnats, food, warm water, etc.) as you are on your own. I don't own a cell phone and there probably isn't service anyway.

I prefer to spot the bears first then close the distance to reasonable rifle range & try the predator call. You can also try calling the canyons (sides & bottoms) & the big views blind (calling before you see anything). I like the fawn & rabbit distress. Call continuously, don't pause for more than 30 seconds & stay at least 45 minutes to 1 hour if you are serious. Also try to let the foxes go (take their picture) in the early season, as the fur is worthless then. Make sure you have a good backstop especially if you are by yourself. You don't want a bear to poke his nose in your back, do you? Have a lion tag.



Each unit has a female harvest limit & you have 48 hours to report your kill after a harvest. Once the female limit is reached the unit closes at sundown on the next immediate Wednesday. Call 1-800-970-BEAR before you go hunting to see which units have closed. Be sure to get good pictures & measure the chest circumference behind the front shoulders. There is a chart that you can compare your measurement too that tells the bear's weight. Leave the proof of sex attached to the hide! After reporting you have 10 days to physically show the bear w/attached proof of sex to Game & Fish. They'll check the sex & take a tooth. If frozen, be sure that the mouth is open & the proof of sex is showing

Bring a camera, an alarm clock & beanie cap for the evenings. Don't forget game bags & rope. My pack is a freighter pack made to pack out game. Take enough rifle, know bear anatomy, take enough bullets & don't forget your tag! TELL SOMEONE WHERE YOU ARE GOING and when you plan to return.

Predator calls do work & after closing the distance, I soon had a big male coming my way on a dead run! Bears have one of the best if not the best nose in the business. Wind direction is everything & the changing winds can get you into trouble. Maybe that's what happened? One minute the bear is on the way, the next it just disappeared? Then I feel the breeze blow that way. This one will live for another day. Consider adding bears to your PPCI Critters-To-Get-List. **Warning...Hunting bears can be addicting!**

PRE-JULY 3, 2012: *The following is from the PCOC Newsletter, the Predator Press July 2012 issue:
CALIFORNIA ANTI-GUN BILLS, INCLUDING AN ATTACK ON MANY SEMI-AUTOMATIC FIREARMS
TO BE HEARD ON JULY 3rd, 2012**

If you think that it's hard to own & possess a semi-automatic firearm in California now, Senate Bill 249 if enacted would ban the ownership & possession of AR-15's & other magazine-fed semi-automatic firearms that currently use "bullet buttons" or other tools to restrict the removal of the magazine. This anti-gun bill would also authorize civil & criminal penalties for possessing a "conversion kit." This bill introduced by State Senator Yeland Yee (D-8) would restrict any person from importing, making, selling, loaning, transferring or possessing magazine release components in semi-auto firearms (bullet buttons, etc.). IT DOESN'T STOP THERE. In trying to eliminate semi-automatic firearms in California SB249 would make the possession of a "conversion kit" a public nuisance, authorize civil & criminal penalties & require surrendering the conversion kit. A conversion kit is any combination of parts that, when affixed to a firearm with a fixed magazine, are designed & intended to convert that firearm into an "assault weapon" as defined in the bill.

SB249 is expected to be heard and voted upon on July 3, 2012 in the State Assembly Committee on Public Safety. This is also the deadline for all legislation to pass or fail in the State Senate & Assembly policy committees for the 2012 legislation session.

California has over 950 firearm laws on its books & the criminals don't respect any of them. California Legislators think that adding more laws will reduce criminal activity but 950 firearms laws later, criminals still don't respect the law.

JULY 3, 2012 VOTE RESULTS: * The following is from the CRPA News off of the Intranet:
SB 249 FIREARMS ASSAULT WEAPONS CONVERSION KITS (Ye-Democrat)**

On July 3rd, 2012 SB249 made its way out of the Committee on Assembly Public Safety on a 4 to 2 vote. It has now been referred to the Assembly Committee on Appropriations and will be heard as soon as August 8, 2012. The Appropriations Committee will focus on whether there is a substantial expenditure of state money or a substantial loss of revenue to the state if SB249 is passed. SB249 could shut down the sale of hundreds of thousands of semi-automatic firearms & components in California & result in the closure of firearms businesses, loss of revenue and loss of jobs. This would mean the loss of, millions to the state.

The author of SB 249 is attempting to make it illegal to sell & or possess thousands of commonly used semi-automatic firearms, as well as magazine release components. The current SB249 language is extremely vague and could easily be misinterpreted. SB249 provides no clear definition of which magazine release parts would be legal for sale. Since not all semi-auto firearms will fall under the provisions of SB249 there is room for more confusion. All of this will lead to confusion on the part of the public and retailers about what parts exactly can & cannot be purchased, sold & possessed. There are also hundreds of thousands of California residents who legally own semi-auto firearms & magazine release parts that would be negatively impacted by SB249. SB 249 does not address what happens to these gun owners who have in good faith followed the current law.

FAST FORWARD TO TODAY: Of course what the Colorado NUT did at the recent "Batman Premiere" will start the "Gun Rights" talks all over again. This tragedy couldn't happen at a worse time for California in my opinion. I even thought that I heard on the news that currently 5 states ban the sale of AR-15's. New York was one. The rest the other 3 were all Eastern states & the 5th one was California! Is this a mistake or is this true?

ANOTHER BILL & RESULTS * The following is from the CRPA News off of the Intranet:
SB1221 MAMMALS: USE OF DOGS TO PURSUE BEARS & BOBCATS (Lieu-D)**

SB1221 failed passage out of the 13 member Assembly Water, Parks & Wildlife Committee on June 28, 2012 by one vote *but ultimately passed out of the same committee on July 2 on a reconsideration vote.* (Vote: Yes-8, No-4, Abstain-1). This bill is now headed to the Assembly Committee on Appropriations & could be heard as early as August 8. In its hearing, the Assembly Appropriations Committee will concentrate on reviewing the fiscal impact of SB 1221. There focus will be on whether there is a substantial expenditure of state money or a substantial loss of revenue to the state by the passage of SB 1221. It's obvious that passage of SB1221 would result in significant loss of revenue to the Dept of Fish & Game due to few bear tags & hunting licenses being sold (a minimum of 500k) along with the loss of business & revenue. **SB1221 proposes to ban sport hunters from using dogs to pursue bear and bobcat.** The bill sets up a double standard by allowing government hunters to hunt bear and bobcats while sportsmen would be prohibited from using their dogs to hunt bears and bobcats. SB1221 attempts to bypass the authority of the Fish & Game Commission, to manage wildlife in California and proposes to move forward without following the mandatory environmental review (CEQA) and public hearing through the Commission.

***Is there anything we here in Arizona can do to help California? The Senate Bills & Legislators are on the internet.**

CONTINENTAL DIVIDE KNIVES

JOHN E. TONER
4516 N. 199th Ave.
Litchfield Park, AZ 85340
(623) 853-1123
(888) 872-1126
cdknives@msn.com
Website cdknives.com




The Ultimate Skinner



CLASSIFIEDS



DERMESTID BEETLE SKULL CLEANING



Mitch Atkinson
10029 W Avenida del Sol
Peoria, Arizona 85383
1.877.275.8557
Mitch@WesternSkulls.com

www.WesternSkulls.com

Arizona Liquid Graphics
Quality Hydrographic Imaging
Specializing in Camo Designs

Bob Bogaard 602-769-5019
rbogaard@cox.net



PAINTED SIGNS & VINYL GRAPHICS

TRUCK/TRAILER LETTERING
INTERIOR GRAPHICS
METAL • WOOD
BANNERS
DECALS • GRAPHICS
4' X 8's

LARRY SZYDELKO
602-993-4661



Wildlife Callers

Mark Healy
(480) 695 8630
mark@wildlifecallers.com

22717 S. Ellsworth Rd. #101
Queen Creek, AZ 85142
(877) 734-1010
www.wildlifecallers.com



MORY J. TAIT, CRS, GRI
VICTORIA G. TAIT
"YOUR VALLEY EXPERTS"
BUS: (480) 585-8248
CELL: (602) 692-7272
WWW.AZFINDMEAHOME.COM

7047 East Greenway Parkway
Suite 180
Scottsdale, AZ 85254
480-948-5554

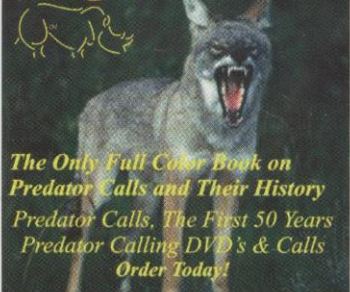


FIREARMS & ACCESSORIES



KEVIN JONES
5029 W. OLIVE
GLENDALE, ARIZONA 85302
PHONE
(623) 934-1164

Rhino Calls



Rhino Calls Media Solutions

Jay Nistetter
Rhino Calls

Coyote Behavior DVD
Learn Coyote Behavior
and be more
SUCCESSFUL!

(623)-979-2563
www.Rhinocalls.com
email: jay@rhinocalls.com

OOPS-EDITOR MISTAKE

In the June-July 2012 Newsletter I did a Member Profile on member Lew E. He is the one who is responsible for me being in the Club (Eddie M.). One thing that I forgot to put with the Member Profile was a picture of Lew. Here he is. Thanks Lew!!!



OUTDOORSMANS
www.outdoorsmans.com

SPECIALIZING IN OPTICS & FIREARMS

SWAROVSKI Leica ZEISS

OPEN 9am-6pm Mon-Fri., Sat. 9am-5pm, Closed Sun.
10004 N. Cave Creek Rd. • Phoenix, AZ 85020

• (800) 291-8065 • (602) 944-7121

989.551.1525

PORATH
Game Calls

Never Quit...
www.porathgamecalls.com

Jeff Porath
(734) 819-1372
P.O. Box 213
Port Hope, MI 48468

Porath New Website: www.porathgamecalls.net

NEW E-MAIL ADDRESS FOR THE PREDATOR TALES:

To submit stories for this Newsletter please send to:
huntresspvc@gmail.com
pvcigroup@yahoo.com

E-mail your stories and pictures here or you can also give Eddie M. typed or handwritten items at the Monthly or Board Meetings.

COUNTRY BOY CONNECTION



ANDY GHIGO

(602) 619-7293 DIRECT
(602) 861-3300 OFFICE
(602) 861-3301 FAX

AGHIGO@COX.NET

WWW.CAVECREEKHORSEPROPERTIES.COM
WWW.COUNTRYBOYCONNECTION.COM



Rod's Auto Care

Quality Care with a Personal Touch
Front End Work, Brakes, AC, Tune Ups & Electrical

Work performed by appointment and referral only
(623) 374-4582 3733 W. Westcott Dr.
1/4 mile north of Union Hills Dr. and 1/4 mi west of 35th Ave



LEPRECHAUNCALLS@YAHOO.COM

GAMER OPERATION THIEF

*Let's Put The Poacher
Out Of Business*

**YOU CAN MAKE THE
DIFFERENCE**



**HELP ARIZONA'S
WILDLIFE**

**CALL
OPERATION GAME
THIEF
1-800-352-0700**



**Phoenix
Varmint
Callers
Inc.**

P.O. Box 87153
Phoenix, AZ 85080

