

Officers

President
Wayne W.

Vice President
**Ricardo G.
(Acting)**

Treasurer
Laurie D.

Corresponding
Secretary
Terry H.

Recording
Secretary
Dan S.

Board
Members
**Craig B.
Ron H.
Brad S.
Ray K.
Steve L.**

Predator Tales
**Eddie M
Scott B.**

Membership
Chairman
Frank B.

Hunt
Chairman
**Craig B.
Wayne W.**

Webmaster
James S.



Jan - Feb. 2020



Wayne W.

PRESIDENT'S MESSAGE he is sick!!

PVCI Club needs everyone's help in raising funds.

PVCI is a 501(c)3 non-profit organization. a charity!!!

We need members to ask the companies they deal with to donate. We need donations from business for things we can handout as prizes. food, drinks or any other support that they can provide. Restaurants have given me 2 for one certificate. I have received certificates for tire rotation and free oil change. We need to ask the businesses that we deal with. But we can also ask Major Chain Store. The Club needs to send letters recognizing the donation for their tax purposes. The Club Board Members need to determine what they need for the activity and I will help make handouts or flier. If you are buying a car they all will send the club money. Call me Scott B 623-214-5091

THINGS TO KNOW:

*****WELCOME ALL!!!** Hey members we are back to having Club Meetings and Club Hunts!
Please Do Remember to Help the Club Survive and RENEW YOUR PVCI MEMBERSHIP!!!
Remember the price increase. New **MEMBERSHIP** Fees are \$45 to join & \$35 to renew. Fees can be made payable to **PVCI**. and paid on-line at **PVCI** Website <http://www.pvci.org> (go to membership) or Mail your **MEMBERSHIP** Fees to Phoenix Varmint Callers P.O. Box 87153 Phoenix, AZ. 85080.
****PVCI holds its Club Elections in Aril of each year.** Club Nominations should be part of each Monthly Meeting until then.
*****There has been no mention of the Multi-Club Hunt so far this year from APC.** We'll let you know.
****To contribute stories, pictures, etc. to this Newsletter send items to: coyotecaller@cox.net** Share your stories/pictures, tips, recipes, etc. with us. We'd like to read them. These articles don't have to be about predators. **Join us on our Facebook Group <https://www.facebook.com/groups/PVCI.org/>**
Join us on Facebook Page <http://www.facebook.com/pvci.org> **PVCI Web <http://www.pvci.org>**



PVCI 2020 Christmas Party Pics



Badger Answered Call

P.O Box 87153 Phoenix, AZ 85080-7153
Copyright ©2015, Phoenix Varmint Callers Inc.
All Rights Reserved

MULTI-CLUB HUNT – WILL THERE EVEN BE ONE???

The date is Dec. 31, 2020 and we still have no word about the Multi-Club Skills Hunt from last year's winner the Arizona Predator Callers (APC). This Hunt traditionally takes place in January and pits our Predator-Calling Club against the others. We will keep you posted however there is a real possibility that it may be Cancelled. If this Hunt does happen, then we will ask that ALL members please participate. It is only a one-day affair and both hand calls and electronics are allowed. We always say, "If you hunt no other hunt this year, hunt this one day." Again, we will keep you posted.

*** **NOMINATIONS BEING ACCEPTED NOW FOR PPCI OFFICERS & BOARD of DIRECTORS***** (ELECTIONS IN APRIL) by Eddie M.

Yes, it is that time of year again, the time when nominations for the PPCI Officers & Board of Directors comes to be. Every PPCI position is annually up for re-election in April except for some of the Board Members. The PPCI Officers & Board Members are the decision-making core of PPCI & besides the duties that each position represents they are also required to attend one extra Meeting on the third Wednesday of each month. There is a certain amount of prestige associated with being a Phoenix Varmint Caller Officer or Board Member & you will go down in history as having been elected. The PPCI Presidents especially not only have a place in history but there can also be some FAME that goes along with the position. This is after all a fine Club that is known. If you would like to nominate someone, anyone to be elected to this "Special Group" please do feel free to do so when the nominations are opened at the next few Club Meetings. **You are of course more than welcome to also nominate yourself.** Here is a brief breakdown of the positions:

President: The Head Honcho, the Main Man. Responsible for running both the regular club meeting & the Board of Directors Meeting & shall direct the activities of this Club.

Vice-President: Assist the President in running meetings & business, also in charge of meetings if President absent.

Corresponding Secretary: Responsible for all club correspondence with the outside, the press, the other clubs, etc. He shall keep a complete file of this correspondence. Also presents documents prior to mailing for Officer & Board approval & submit proof of all mailings. This person needs to have some PPCI letterhead in his possession. This person assumes the President's position in case of emergency or the absence of both the President and Vice-President.

Recording Secretary: Accurately records all club minutes at both the regular and board meetings. These minutes contain among other things, the type of meeting, date and place and time of the meeting, a list of the officers and directors present plus any motions or amendments. Keeps this record in a safe place and is able to furnish past minutes if needed. **Treasurer:** Receives all dues and other funds coming into this club then deposits them to this club's account immediately upon receipt. Keeps accurate records of all receipts and disbursements and is able to render an annual financial statement. Also prepares a monthly report that is entered into the club's minutes during the meetings. The **Treasurer** keeps the Club's checkbook, and he/she pays all the bills incurred by the Club including rent, trophies, locker, mailbox, etc. and responsible for the club's non-profit status and records. The President, Vice-President and Treasurer shall be authorized to sign checks, two (2) signatures being required.

Board of Director Member(s): Must be able to attend two (2) meetings per month, the regular and the board. Votes on issues discussed at board meetings. Also helps in planning and organizing club events, helps decide on the direction of the club and usually chairs at least one committee for the major club events. The Board of Directors is a 3-year term. All of the 5 officer positions are 1-year terms.

I tried to be as short & through as I could. Hopefully I didn't get anything too wrong. To view a complete list of Officer & Board of Director Duties, look at your Club Handbook located on PPCI Website <http://www.ppci.org>

COYOTE VOCALIZATIONS/HOWLING & WHERE TO LEARN MORE by Eddie M.

Let me start with I am not the guy that should be writing this article. It should be written by Rich Higgins or Jay Nisetter even Mark Stineman, predator hunters that know way more about this subject than I do. Anyway, I remember being on a hunt with Mory T. and the late Bob J. down South. I believe it was on our infamous 'Sucks to be You' trip where we had to get Mory's truck pulled out of the River after we got stranded there & then pulled home. We were having a time using the distress sounds on both the hand calls and e-callers so on one of my stands, I decided to begin the stand with a **Yip, Yip Flat Howl, Pause, Flat Howl Sequence** that I learned from **Ed Sceery's "Howling for Coyotes" DVD**. This is called a Lone **Howl** & supposedly when a coyote hears this sequence, they will either answer and come to you or remain silent and come to you. Unless you are a transient coyote, you will have a home range that is big enough for you and your needs. If another coyote makes noise in your territory, well what are they doing there? They must be investigated. I waited a few seconds and was caught totally off guard by a big coyote that broke out of the brush to my left, came in a few steps, then turned and ran back the way it came! It all happen so fast! This was not the first coyote that I have howled in. I have had coyotes come into my howls both at the beginning and end of the stand. Even the Randy Anderson method of doing 5 or 6 spaced out howls has worked however I don't know what I am saying then. Thinking about it I guess they are Lone Howls

I guess that some of the Government hunters like Bill Austin incorporated howls quite successfully in his control methods on coyotes. The months of January, February are the coyote breeding months when coyotes often have other things than food on their minds. It is a time when coyotes want to see and interact with other coyotes for socializing, fighting, mating, establishing territories and all the other things that go along with the breeding season. Again, coyotes want to see coyotes. When it comes to coyote vocalizations, howling or using the different types of howls is the only thing that I know, well besides the Pup Distress. Coyotes can be howled in however it is best to have some idea of what you are saying before you try to interact as saying the wrong thing at the wrong time will probably not be productive. As Tim L. said in his E-Caller article last Newsletter, the best teacher these days besides being with an actual expert like Higgins is probably YouTube reading about how and actually watching coyotes being howled in. Speaking of Higgins, he has an EXCELLENT DVD, **Up Close & Personal**. This is NOT a calling and shooting DVD and there is very little if any howling. Instead, it is calling the coyote in and then in each case, getting them to stay awhile, VERY INTERESTING! There is also **The Art & Science of Coyote Vocalizations and Their Application to Calling** however I am not sure if this is a DVD or text that you read. Again, look to YouTube for other teachings.

The Randy Anderson Calling Coyotes DVD Series are another place to see, hear and learn about coyote vocalizations including howling. When Randy calls, he almost always seems to begin his stands with 6 or so howls. I must admit, to me it gets old after a while HOWEVER IT WORKS! He says if there is only one howl that you should learn it is the **Interrogation Howl**. I need to watch more of his DVD'S.

The Pup Distress or Ki Yi Call: Now I have known about the Pup Distress for years and have seen it work. The primary time to use it was after you called in and shot at a coyote and missed it. If you had the presence of mind to do so, a Pup Distress now would often bring the coyote back for another look. As strange as it sounds, I have seen this work. The first time was many years ago hunting with past member Nico F. I called in a kit fox and a big coyote. The kit fox died however the coyote was missed. Immediately the Pup Distress was used, and that same big coyote came back to our setup and also died. The last time I saw this work was on a stand with Hawke and Chris B. Hawke was the caller and two coyotes soon came running past me a short distance away. I knocked one coyote down to stay. The other coyote also went down however it went into the bush slowly dragging its hindquarters. Immediately Hawke started to do the Ki Yi or Pup Distress and a shot would ring out followed by more of the Ki Yi and another shot and more of the Ki Yi and another shot! Finally, there was silence. They came over with 3 coyotes. I had one down and we quickly found the second one. When all was said and done, we had 5 coyotes taken on one stand! After a double on another stand, we ended that weekend with 7.

The Pup Distress or Ki Yi Call is the sound your dog might make if its tail got caught in the door or if your dog stepped on a nail. A Sharp piercing high-pitched Call that screams, "OUCH, I'M HURT!!! This call gets repeated over and over again. An open-reed call like a **Critter Call** or **Tally-Ho** was used back then. Hearing Randy demonstrate the Ki Yi present day, I would say that it is much sharper and higher pitched than these other two.

On the E-Callers, **Gray Fox or Canine Puppies** is said to be an excellent all-around call for calling gray fox, coyotes & probably bobcats and even lions if you let it play loud and long enough. The E-Callers such as FoxPro, etc. will in many cases also play the actual coyote howling sounds like the Lone Howl, Interrogation Howl, Ki Yi, etc. You just need to learn when to use what sound when.

PVCI 2020 CHRISTMAS PARTY REPORT by Eddie M.

Well, I brought in my pot-luck item and was told to put it back in my truck as the 2020 PVCI Christmas Party was going to be catered. It was a last-minute decision based on possibly being safer than having everyone from everywhere bring in food. Barro's Pizza & salads were the food of the night and I am sure it was delicious. I could not personally have any with my acid reflux thing that I have going on. Cheese & tomatoes are on my "bad list."

We had a decent turnout and there were a decent number of donated items to choose from. I am guessing that we also donated a decent amount of food/water to the Desert Food Bank. We also had some "Special Guests" at least in my book that came from out of town to attend the Party. Members Will & Jess came down from Flagstaff and Jim & Shannon C. came in from Prescott Valley! Both guys are knife makers, Will makes Papa Bear Knives while Jim makes Lonesome Valley Knives, and both donated knives to the Party.

As usual the Party was full of good food, smiling faces and Christmas cheer, as those members brave enough to make an appearance did so (not knocking those who did not show in any way) and many members went home with presents for themselves or others. It is hoped that Everyone had a truly "Blessed" Christmas with a Happy New Year to follow!



THANK YOU THESE PVCI CHRISTMAS PARTY CONTRIBUTORS!!!

The List of 35 Vendors & Outdoor Companies that said YES & contributed items for our PVCI Christmas Party and the list of members that also donated items will have to wait until next time as the Christmas Party Organizer & List provider takes a well-deserved vacation. Perhaps it will be in the next Newsletter? Before then check the PVCI Facebook page?

Cabela's, FOXPRO, Will H. of Papa Bear Knives, Larry S., Mory T. Jerry & Corrina G., Jim C. of Lonesome Valley Knives., The Lead Sled & a Rifle by Dan K.

PISTOL JAVELINA ADVENTURE

by Eddie M.

Ex-Member Hal L. and I were drawn for javelina in Unit 36B. This Unit is down South and butts up against the Mexican border. There is some illegal activity in the Unit, drug runners and illegal smugglers. We chose to camp in the Buenos Aires area where they have campgrounds. Hal had a travel trailer; I took a tent. That night a vehicle went back & forth all night between the back country and the small town below. They were not Border Patrol.

The next day was spent glassing different areas. I noticed much bobcat sign here and there on the flats, mainly tracks in the washes and took note. We finally did find some javelina and Hal got one with his 41 Mag. at 90 yards! That evening while glassing we watched as a pickup truck hurriedly went by us on the main road headed for the small town. It was moving fast and when the truck hit bumps you could see people laying down in the back under the wooden slats bouncing up and down like loose balls. Soon you heard a siren, and the truck came speeding back up the main road, past us and away from town headed for the back country. The driver must have seen something he didn't like as soon the truck came speeding back towards town again. The truck then turned right onto a side road and barreled right through a gate. The folks then got out and in single file walked towards some mobile home trailers in the small town that was not that far away. To make a long story short we helped the Border Patrol catch some of these folks. All they caught were women and children.

The next day I woke early and walked from camp to do a predator stand. I chose the high end of a wash & settled in doing the cottontail distress on a Tally-Ho. After 10 or so minutes, I thought about switching calls, then caught movement on the opposite side. It was a bobcat! I pointed the shotgun and rushing the shot a little, pulled the trigger. The bobcat jumped in the air and did a complete circle, landing on its feet to get out of dodge. The next 2 shots must have missed because the bobcat disappeared. I couldn't believe that I missed, how? I went to check my shot and noticed movement. Far below me the bobcat, now at rifle distance walked away in the wash below seemingly untouched. I watched it until it walked out of sight.

We found more javelina the next day. I stalked close to a herd & used the predator call to aid in shooting a big one with my 41 Mag. however it ran uphill. I followed & found it already dead & right at the entrance to a beehive in the ground. It took me the next 45 minutes to inch close enough to the javelina to grab it by a leg & run downhill with it. Every time I moved the bees would bump my face & dare me to move again. This was one of my largest javelina to date.

ANNOUNCEMENTS: If you would like for your Birthday, Anniversary or other Special Event to show here? Send your info to coyotecaller@cox.net



Happy Birthday
Scott B. 72 on
Jan 1




Happy Birthday
Craig B. 72 Jan
12



Congrats to Mike &
Rebecca F. Married 39
years on Jan. 28th



Congrats to Allan & Janice
F. Married 51 years on
Feb 14th



Congrats to Gary A. &
Ginger A. Married 23
years on Feb. 28th



Happy Birthday
Tim N. Feb 29th

Check Us Out

PVCI Website <http://www.pvci.org>

Look at our Facebook Page <http://www.facebook.com/pvci.org>

Join our Facebook Group <https://www.facebook.com/groups/PVCI.org/>

Contact US at P.O Box 87153 Phoenix, 85080

The Arizona Game and Fish Commission proposes to amend rules within Article 3, Taking and Handling of Wildlife, to regulate the use of trail cameras for the purpose of taking or aiding in the take of wildlife. Public comments about the proposed rulemaking can be submitted from Jan. 1 through Feb. 1, 2021.

VIEW ARIZONA GAME & FISH COMMISSION MEETINGS LIVE

Due to COVID -19, the public will not be able to attend the Commission Meetings in person until further notice. The public can still view the Meeting at www.azgfd.gov/commissioncam or listen to the Meeting by calling (602) 666-0783, access code: 280 046 234##. Members of the public who listen by phone should keep their phones on mute. Members of the public wanting to speak to the Commission on specific agenda items, can call (602) 962-8790 and follow the prompts to say your name, where you are calling from, and the agenda item you wish to speak about.

PVCI MONTHLY GUN

The Gun for January will be a Thompson Center Compass II 6.5 Creedmoor bolt-action rifle.
The Gun for February will be determined. It is a very difficult time to find/buy firearms.

CALENDAR OF EVENTS

- Dec. 1 – Daylong Shooting Hours for Coyotes open in many Hunt Units.** Bighorn Sheep Season opens. Check Hunt Regs.
Dec. 31 – All Bear & Crow Seasons & most Squirrel Seasons end. Check your Hunt Regs.
Jan. 1 – Happy New Year! Year 2021! Archery Deer & Javelina Seasons open many Hunt Units. Check your Hunt Regs.
Jan. 2 - Late Dove Season closes statewide. Check your Hunt Regs.
Jan. 6 - This is the 1st Wednesday. (PVCI Monthly Meeting, 6822 N. 57th Drive, Glendale, AZ.) 7:00p.m.
Jan. 9 – 10 PVCI Monthly Skills Hunt.
Jan. 10 – Mountain Zone Duck, Scaup & Goose Season closes.
Jan. 20-This is the 3rd Wednesday. PVCI Board of Directors Meeting: Barro’s Pizza, 3053 W. Auga Fria Hwy Phx. 7:00p.m.
Jan. 21 – Desert Zone Duck, Scaup & Goose Season closes.
Jan. 21-24 – Arizona Predator Callers (APC) Junior Javelina/Predator/Small Game Camp in Unit 37B. AZ&gmail.com
Jan. 22-23– Arizona Game & Fish Commission Meeting Phoenix 5000 W. Carefree Hwy. 602-942-3000
Jan. 22-31 – Youth Only Spring Javelina Season is open in many Hunt Units. Check your Hunt Regs.
Jan. ?? - MULTI-CLUB HUNT, pits our Calling Club against the other Calling Clubs in the state. Check-In Location ??? More details to follow as we get more info. If you hunt no other hunt this year, hunt this one day!
Feb. 6 - **This is the 1st Wednesday. (PVCI Monthly Meeting, 6822 N. 57th Drive, Glendale, AZ.) 7:00p.m.**
Feb. 7 – Quail Season Ends statewide, Check your Hunt Regs.
Feb. 5-15 - Handgun, Archery, Muzzleloader (H.A.M.) Javelina Season Opens in many Hunt Units. Check your Hunt Regs.
Feb. 9 – Deadline for the On-Line Big-Game Applications for AZ Elk & Antelope. Must be in by 11:59p.m.
Feb. 9-10 – PVCI Monthly Hunt. The Handgun, Archery, and Muzzleloader (H.A.M.)/Optional Rifle & Shotgun Hunt! Rifles & shotguns are still allowed however Extra points given to those that kill with a Handgun, Archery or Muzzleloader.
Feb. 19-20 – Arizona Game & Fish Commission Meeting in Tucson at 555 N. Greasewood Rd Tucson 520-628-5376.
Feb. 20-This is the 3rd Wednesday. PVCI Board of Directors Meeting Barro’s Pizza, 3053 W. Auga Fria Hwy Phx. 7:00p.m.
Feb. 19-25 – General Javelina Season Opens in many Hunt Units. Check your Hunt Regs.
Mar. 3 - This is the 1st Wednesday. (PVCI Monthly Meeting, 6822 N. 57th Drive, Glendale, AZ.) 7:00p.m.
Mar 6-7 – PVCI Monthly Hunt. Last Organized Hunt for 2020-2021 Season. Possibility this could be a Novice II Hunt??

. *** Note From The Membership Chairman:

DONT FORGET TO RENEW YOUR ANNUAL MEMBERSHIP

to stay a PVCI Member! Fees went up on Jan. 1 2020. The PVCI New Members fee is \$45 and the Renewal Fee is \$35. How will you know if you owe? Through the On-Line Newsletter (the Predator Tales) in most cases. For the most part PVCI is only sending the Newsletter via e-mail. To receive an e-mail Newsletter, you MUST send your information to azfrank64@cox.net Once you receive the E-Mail copy you will be notified by E-Mail when your Membership is due. Please submit proper payment to keep your Membership current. Fees can be made payable to PVCI. and paid on-line at PVCI Website <http://www.pvci.org> (go to membership) or send payment to PVCI c/o Membership Chairman, P.O. Box 87153, Phoenix, AZ. 85080-7153. Membership Forms are available at the Monthly General Meeting. Questions: Contact Membership Chairman Frank B. 602-758-8714

PVCI MEMBERSHIP COUNT: 181

PVCI WELCOMES NEW MEMBERS: Bob B., James C., Glen D., John G., Tony H., Zack K., & Ronald S.

HARD COPIES OF THE PREDATOR TALES ARE AVAILABLE FOR A SMALL FEE OF \$10.00/Yearly For the Annual Fee of \$10, those who would still like to receive the Hard Copy can do so! Give your \$10 payment to Membership Chairman in person or mail the \$10 fee to **PVCI** P.O. Box 87153 Phoenix, AZ. 85080-7153. Be sure to specify what the money is for. You could also include in addition to your Membership

PURCHASING ANY TYPE OF VEHICLE (EVEN USED?)

SPECIAL INCENTIVES FOR YOU & PVCI by Scott B.

Most dealers pay out what is called a referral fee. This is true for anything requiring a State License including **New or Used** Boats, Trailers, Cars, Trucks, Motorcycles, ATV's, etc.

Let the Club refer you to the dealer of your choice.

Just give Scott B. a **call at 623-214-5091** let him know where you want to shop & the type of vehicle, you are interested in. He will contact the dealers & try to obtain employee pricing for you. He will then call you with the point of contact at the dealership. You then go into the dealer & ask for the contact telling him you are a Phoenix Varmint Caller & pick out the vehicle you are interested in. They will give you the best price. The Club will receive the Referral Fee.



INTERNATIONAL SPOTRSMEMN'S EXPO (ISE) March 25-28, 2021

Arizona's largest boat, outdoor gear, RV, four-wheeler & travel show returns to WestWorld of Scottsdale! Plus, free activity areas, including watersports-event pond, new Dock Dogs pond & contest, Wilderness Camp, Outdoor Product Showcase, Off-road Test Track, giant bass-demo tank
.....more!

WHERE: Westworld of Scottsdale 166601 N. Pima Road Scottsdale AZ 85260

Adult Tickets \$12.00 **Youth** 15 & under **Free**

Parking: \$5.00 Per Car

Hours: 10 AM - 7PM Thursday – Saturday Sunday 10AM to 5PM

ARIZONA GAME & FISH OUTDOOR EXPO – not yet Scheduled due to Corona Virus

This year's Arizona Game & Fish Department Outdoors Expo at the Ben Avery Shooting Facility just west of I-17 on the Carefree Highway in Phoenix. This Event will transform the Shooting Facility into the largest hands-on Outdoor Expo in Arizona with outdoor fun and adventure for the entire family!


Admission & parking to the Event will be totally **FREE!** You will have a unique opportunity to test pistols, rifles & shotguns & archery equipment on the range plus talk to the manufacturer's reps. Shooters can

also learn more about competitive shooting & enjoy some of the specialty ranges not normally open to the public. There will be demonstrations on speed shooting and skeet shooting plus they will have many workshops & exhibition booths displaying the shooting, hunting & fishing sports. You can also test drive the latest ATV's and don't forget the catch & release fish tank. PVCI will have a booth at this event. Volunteers are needed. We will be raffling off Raffle Tickets for our New 5-GUN PVCI RAFFLE. This Event attracts over 10,000 people each year with over 100 exhibitors. The hours of operation will be Saturday from 9:00A.M to 5:00P.M. and Sunday from 9:00A.M. to 4:00P.M. For more information about this weekend, visit www.azgfd.gov/expo Free Parking & Free Admission.

PRODUCT REVIEW: FOXPRO XWAVE E-CALLER

PVCI wants to thank FOXPRO for their donations to our Christmas Party they asked use to highlight their latest Predator Howler The FOXPRO XWAVE.

The FOXPRO XWAVE features 2 positional Xtreme High Definition (XHD) speakers. Both XHD speakers are a horn speaker with an added tweeter for improved frequency response. The XHD speaker system allows for extreme volume capabilities and realistic sound clarity. The FOXPRO XWAVE also features Bluetooth® compatibility, so the user can connect wirelessly via their Bluetooth® device and play animal sounds from their own library or even play music during a camp setting or recreational activity. There are 2 external speaker jacks if you desire even more volume, an auxiliary jack to connect an approved device such as a Jack Predator Decoy, and a charge jack. The XWAVE comes with 100 high-quality FOXPRO sounds, with the ability to store and access up to 1000 sounds. You can operate the XWAVE manually or with the TX-1000 remote control. The XWAVE comes complete with a lithium battery and charger kit in the box!



The TX-1000 features a full color graphic LCD screen, which displays your sound list or sound categories. It also has a barometer indicator, moon phase indicator, temperature indicator, battery level indicator, timer or time clock, FOXBANG technology and much more. FOXMotion allows you to fade the sound from the left speakers to the right speakers to help “sell” the reality of your call sounds. FOXFusion allows you to mix and match any two sounds at the same time during your calling sequence. FOXCast allows you to play a pre-set custom sequence to include your favorite sounds, volume levels, and even pauses. FOXPitch allows you to manipulate the “pitch” of the sound in an effort to trigger a response. FOXData allows you to record real time information from each and every stand so you can access the data for future reference. The XWAVE is backed by a 5 year limited warranty and FOXPRO's unmatched customer support and is proudly made in the USA <https://www.gofoxpro.com/products/digital-game-calls/xwave>

HOW TO CASE SKIN A COYOTE

by Eddie M.

The #1 complaint we have on Fur Prep Day is that we can't use some of the furs because they are skinned wrong. The biggest mistake is skinning them open like a bear instead of case-skinning. The next biggest mistake is cutting the front legs completely off leaving 2 gaping holes. How you should go about case-skinning is shown below:



- 1) Once the critter is down, spray the inside of a plastic bag with a powerful insecticide; insert the critter, close bag 5-10 minutes. (Flea powder also works)
 - 2) Using rubber gloves make an incision around the hairline or “ankles” on each leg. Next cut up the back of the hind legs to the vent. Follow the color line when making the cut. Skin out hind legs.
 - 3) Hang the critter, preferably by one hind leg (makes it easier to turn). Use a tail stripper and strip the tail. Then slit the underside of the tail the full length.
 - 4) Once the back kegs& tail are free, separate the pelt from the carcass by pulling pelt down in one steady motion towards the head.
 - 5) Some resistance will occur around the front legs. Use a blunt instrument between the front part of the shoulder & the skin. Push through-
 - 6) –skin then pull down. Continue pulling hide down to the head. Skin out head. Finish by cutting through nose cartilage freeing pelt.
- Tools required: knife, tail stripper, knife sharpener, rope, rubber gloves, plastic bags, flea & tick powder or spray.

KIT FOX ADVENTURES

by Eddie M.



Since I get almost zero stories from you the membership sharing your adventures, I thought that I would share some of my kit fox adventures. I find it hard to believe that more of our callers don't call in more kit fox than they do. The kit fox is our smallest fox weighing in at only 5-1/2 lbs. for an adult fox. They live in the arid and semi-arid desert regions of the desert Southwest. I look for vegetation in sand plus places with creosote with sand or dirt. The area could be flat or have rolling hills. Sometimes the land looks like wasteland however if you were to put some rabbit guts down just outside the circle of your fire at night and watch or drop some meat in view of your windshield while in the truck at night, a kit fox will probably be what shows up to take what you left. I have told the story before about dropping some burrito meat on my boot and being awakened in the night while sleeping on the ground with my clothes and boots next to me by a kit fox that was grabbing my shoestring & trying to run away with my boot! The weight of the boot of course stopped it from leaving with the boot. I have called and taken kit fox from down south of Tucson, to Yuma and the surrounding areas, Highway 10 West, Highway 85, Gila Bend, the Buckeye-Arlington area, just to name a few. Again, think of sandy wasteland areas where it seems that nothing could live. Of course, calling early and late in the day are the best times however I have called them here and there at all hours of the day, even noon. This is one reason I love getting that last stand of the day in instead of heading home, I just might get a kit fox to come in! I remember hunting ducks by jumping the waterholes. When you hunt ducks, you are not supposed to have any lead shot on your person, just steel or some other non-lead shot. Come evening, last stand of the daytime after jumping the last tank (unsuccessfully) do you just go home now? No, make a stand, you might get a kit fox. I called and a few minutes later did shoot a kit fox with my steel shot duck load at 25 steps! Always a good way to end the day.



Calling sounds that I have used range from the cottontail rabbit & bird distress to a loud jackrabbit. One kit fox that I called in at noon came in while I was blowing the loudest jack rabbit that I could on a Pee Wee Critter Call. It showed up after a few minutes seemingly to either to tell me to shut up or was wondering what all the commotion was all about.

Calling predators in the true sand dune like areas is different. You can see all the different tracks, ground squirrel, coyote, bobcat & kit fox everywhere. Then you add your tracks trying to find a place to hide and call. You never know what to expect when you call here but anything called and collected is a prize.

I broke one of my shotguns going after a wounded kit fox! I was hunting with ex-member Carlton at one of the places on the way to Yuma. I called in a kit fox and knocked it down however it was still alive at the end of the stand. Not wanting to shoot the critter again, I went to head butt the fox with the end of my stock. This stock did have problems and was kind of loose anyway. I approached the fox and went to do the coup de grace. The fox moved, the stock hit the sand and my stock broke. I did get the fox and I can still hear Carlton laughing and laughing when I told him why my shotgun was in 2 pieces.

I also called and got a triple one day in December down south of Tucson. It was the last stand of the day and I was calling for coyotes on the edge of where the desert met the creosote with a jackrabbit sound on the Tally-Ho and called in and shot a kit fox. After the shot I switched to a cottontail sound on the Tally-Ho and soon called in and shot a second kit fox! Kind of surprised, I continued with the cottontail sound for a bit then switched to a Lip Squeak and called and shot a third kit fox! Again, I like those last stands of the day because you just might call in a kit fox! The last Board Meeting Craig B. brought up possibly adding a kit fox pin to the PPCI Pin Program. We currently do not differentiate between the two when you earn your fox pin. This sounds like a good idea to me.



The kit fox has a lot to be concerned about as they do live in the same country as coyotes and a coyote would quickly kill the little fox should he catch one. Kit fox do dig and use dens and probably stay in them most of the day coming out at night as they are mostly nocturnal. Would a decoy help you when calling? Well, they would certainly attract the attention, but I honestly don't know as again, they have to be so careful. I'm sure that someone will let me know after reading this piece. I would use a shotgun to shoot one if you want to appreciate it after the shot. They are kind of delicate and most predator calibers would likely leave them a mess. Be careful when skinning them also. A jackrabbit has thicker skin than a kit fox. When I clean a cottontail rabbit, I begin by tearing the skin with my fingers. You can do the same thing with a kit fox. I cannot do this with a jackrabbit. A full body kit fox would make an interesting mount.



There are more kit foxes out there than you think. I hope that you will have the chance to observe this critter from time to time in your calling career. Also remember, when it gets late to try those last stands of the day because you just might call in a kit fox!

BLAST FROM THE PAST: GET BACK ON THE CALL – ONE GREAT DAY

by Eddie M. from 2003 Predator Tales

When calling for predators there are certain conditions that are usually better for calling than others. Some of these conditions, such as the period just before or after several days of heavy rain or during an extended cold spell are known to be good. One condition that is often overlooked & which can also be Great is the period just after several days of heavy blowing winds.

I cannot remember exactly why I left to go hunting that night? Perhaps the morrow was the day off or the wind didn't seem as strong in town. That wind had been blowing extremely hard for the last 2 days now. Upon arriving at the location, I immediately questioned my sanity. The wind was blowing so hard it was pushing me around! I dug a hip-hole, pointed my feet to the wind (my bag doesn't zip up) and slept in my sleeping bag on the ground anyway. Getting dressed in the morning I didn't expect it to be a very good day. The cold wind was still howling hard! All I knew was that since I was here, I might as well make the best of it.

The first stand was made sitting on the ground at the base of a tree with a small wash on my left and open desert on my right. All calling was going to be done with an open reed Tally-Ho. With the open reed there was no worry of warming the call before starting as you would a closed reed call. Also, the Tally-Ho would pierce the wind better. Just before my first series, a wonderful thing happen, the wind QUIT!!!

I proceeded to belt out some jackrabbit blues and wasn't too surprised when a coyote showed up at rifle range looking around. Both a rifle and a shotgun had been brought along with the shotgun resting in my lap. Easing the .222 rifle to my shoulder, a bullet was sent towards the critter that left untouched. Putting the shotgun back in my lap and getting back on the call, approx. 5 minutes later I notice movement to my extreme left in the draw. I turn just in time to see a coyote that had rushed in to 2 steps, leaving quickly running behind me now! Two shotgun blasts were sent after it, the last one being an either I did or didn't get it shot? Let's reload, change calls and get Back On The Call!!!

Moving my lips higher up on the reed, I began the cottontail blues. Soon another coyote shows up 60 yards directly in front of me & proceeds to close the distance. I keep whimpering on the Tally-Ho as it approaches. Finally at 11 steps, I quit whimpering & dropped the coyote in its tracks with my shotgun, Shorty! That's the end of this stand. Checking the other shots, I find that this was my only hit. Back to the truck, take some self-timer pictures, check the wind & on to the next stand.

This stand requires a lot of walking, which I do to get away from the highway. Arriving I sit on the ground in the shade of a green bush with a great open view in front of me. After letting two loud squall surprises loose on the Tally-Ho, I quietly count to 180. On about #70 the crows came in, two of them, one behind the other. I sat in silence watching as sometimes these birds come in ahead of a coyote. Sure enough, one minute later a coyote shows, running right towards me then angling slightly. At 12 steps my 2nd coyote is harvested.



series on the Tally-Ho and wait. Look, look, THERE'S ONE! The coyote comes in on a dead run! He's hungry and shows it! On it comes, closer and closer, just slightly to the right of my position. I do not move until he's almost on top of me! The shotgun comes up; the coyote leaps in the air to clear a depression that is directly to my right! I head shoot the dog in midair, GOT-EM! Six steps! OK, back to the truck for more self-timer pictures. I've got some skinning to do. What a great day!

Get Back On The Call! Yep, there shows another coyote coming from the opposite direction. This animal only comes so close and stops about 30 yards from the one that was just harvested. Raising the shotgun, I shoot and hit. The coyote staggers then turns and leaves. Now I am up chasing the critter, which manages to stay just ahead of me. Finally, it stops and looks back to see whether I'm still coming, I am. It turns and falls over, coyote #3, a double! Well, it's time for more pictures. It is a good long walk back to the truck with these two coyotes.

Check the wind direction and on to the next location. Hmmmm, wonder if I can get off the road here? Bet this doesn't get called much here in the middle of nowhere. Check the wind direction, now let's cross the fence and head for the middle. I am noticing coyote tracks in the mud here and there. Find a spot with an open front view. Do one surprise

P.S. Please share your stories with us! To contribute stories, pictures, etc. to this Newsletter send items to coyotecaller@cox.net

P.S.S. Other predator related websites are: www.predatorprofessionals.com , www.pvci.org
& also check P.V.C.I out on Facebook <http://www.facebook.com/PVCI.org>



LEARN OUTDOOR SKILLS: HUNT, TRAP, FISH, SHOOT, WILDLIFE RECREATION

The Arizona Game & Fish Dept. is dedicated to introducing children to hunting by offering a wide variety of juniors only hunting & shooting programs. These programs are designed to get children in the field with a parent or guardian who can focus on the kid(s) & provide the guidance needed to teach the next generation of hunters how to be safe, ethical & responsible stewards. To provide plenty of opportunity, Game & Fish has partnered w/various Sportsman's clubs, groups & organizations to provide mentoring for beginners to help assure positive experience hunting in the great outdoors. Because of the COVID-19 Pandemic, many of the Sponsored Youth Camps this year are being **CANCELLED** until further notice. You can view the Youth Camps, etc. on pages 114 to 119 of the 2020-2021 Arizona Hunting Regulations or visit www.azgfd.gov/outdoorskills for more information.

Jan. 15-18 – Mentored Archery Javelina & Deer Hunt Camp CHA: Camp for new archery javelina or deer hunters, also hunting of duck, quail, predators. Have your own camp & hunt gear, proper license, tags and stamps. Location: Units 36A, 36B, 36C. Host: Christian Hunters of America. Register: David, davidmyrick@christianhuntersofamerica.org 602-309-3430.

Jan. 19-Javelina Hunt Seminar: Free seminar on hunting javelina covering, tips, tactics, scouting, calling, field care, more. Gun Raffle, other raffles, door prizes, refreshments, doors open at 6:00p.m. Seminar begins 7:00pm. Non-Perishable food item Raffle (1 ticket per item) Free-Limited seating. Location: Calvary Community Church 12612 N. Black Canyon Hwy, Phx. Host: Christian Hunters of America. Info: David , davidmyrick@christianhuntersofamerica.org 602-309-3430.

Jan. 21-24 - Beginners Small Game & Youth Javelina Camp APC: Learn from Experienced hunters how to hunt jackrabbits, quail & predators (all ages) plus javelina for youth w/37B permit-tags. Seminars, in-field instruction & Meals provided. Location: Oracle Jct. Area Unit 37B. Host: AZ. Predator Callers, Quail Forever, AZ Point Dog Club. Register Kara Jensen at Kara.Jensen.Az@gmail.com 602-309-2517, AzPredatorCallers.com

Jan. 21-24 – 20C Youth, Javelina, Small Game & Predator Camp YOU – Free Camp supporting units 20C, 18B & 16A to assist w/hunting javelina, small game & predators for beginners. Other outdoor activities, campout & food provided, some mentoring available. Location: Date Creek-Sunflower Flat. Area. Host: Youth Outdoors Unlimited. Register: www.youthoutdoorsunlimited.com

Jan. 22-24 - Becoming an Outdoors Woman Deluxe Camp: Workshop for adult women that teaches basic outdoor skills in fun environment. Includes sessions on fishing, hunting, kayaking, hiking, others. Evening's entertainment. Fee Required, includes meals & lodging. Location: Saguaro Lake Ranch, Mesa. Host: AZ. Wildlife Federation. Register: www.azwildlife.org/bow (480) 201-7456 bow@azwildlife.org

PVCI MONTHLY SKILLS HUNT REPORT

November 2020 SKILLS HUNT, Results were as follows:

Craig B..

Total: 7 Coyote

Tim L.

Total: 1 Bobcat, 1 fox & 2 Coyote

December 2020 SKILL HUNT, Results were as follows:

Nathan S & Mark S.

Total 9 coyotes, 2 foxes

Craig B. & Wayne B.

6 coyote

Ken E. & Larry S.

2 Coyote

HUNTING PICS by Eddie M.



Ralph w/.22 shot Rabbits



Utah Muzzleloader Buck



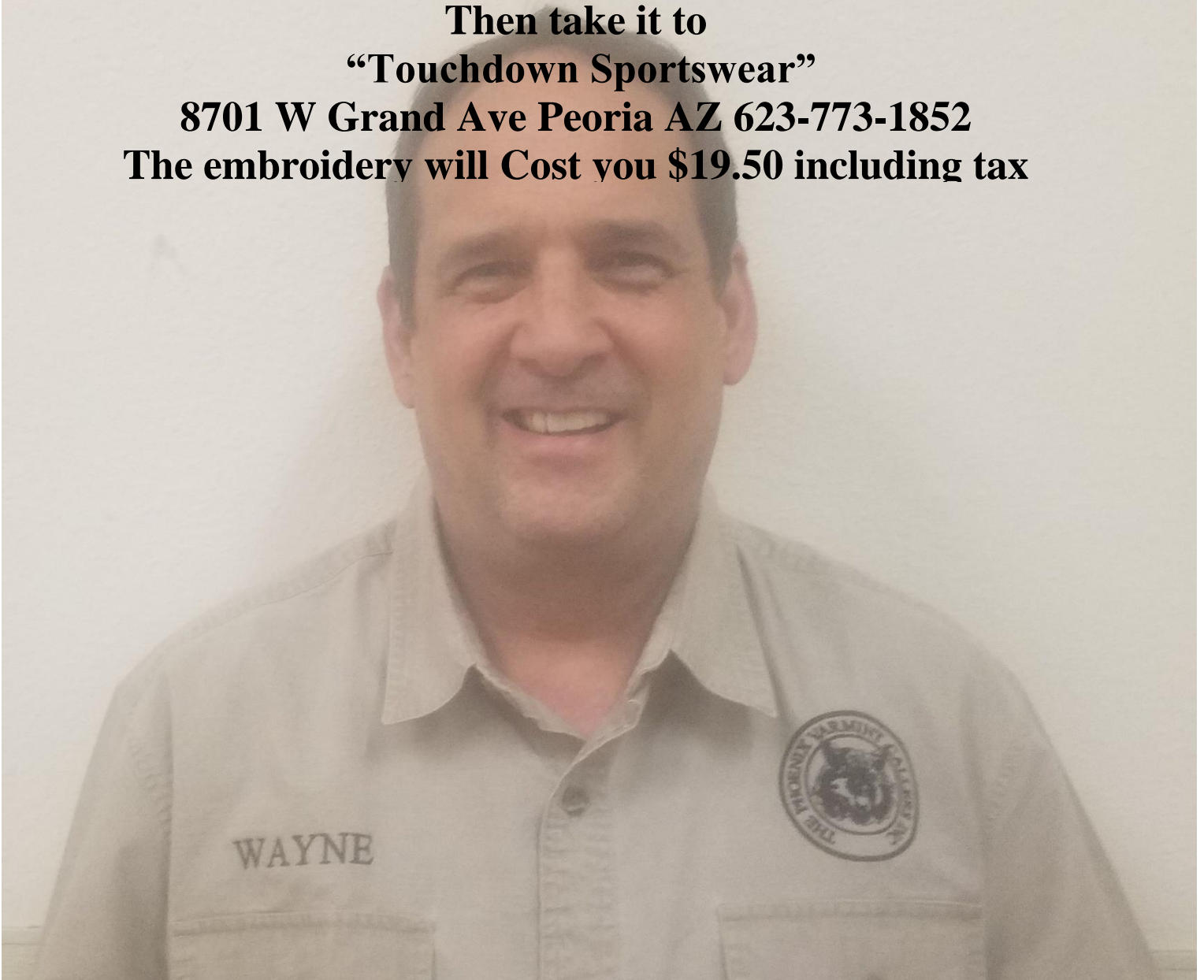
George K. w/unit 21 Loin



Jim C. Lonesome Valley Knives w/coyote

**Do you Like the New “Safari Shirts” that the Board
Members are wearing? If you want one.
Find the Style of “Safari Shirt” that you Like and Buy
it!**

**Then take it to
“Touchdown Sportswear”
8701 W Grand Ave Peoria AZ 623-773-1852
The embroidery will Cost you \$19.50 including tax**



**Show Pride in PPCI
Wear Your Club LOGO Shirts
to all Functions!!!!**



Airguns of Arizona

Precision Air Rifles, Pistols, Scopes, Pellets, and More!

Sales and Service
1970 W Elliot Rd. Ste 109
Gilbert, AZ 85233
USA

480-461-1113
480-461-3928
mail@airgunsofarizona.com
www.airgunsofarizona.com



furyarms.com
602.899.3650

info@furyarms.com

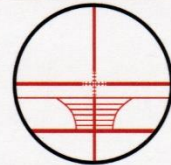
www.IJKSALES.com

EXPORT / IMPORT

Alex & Jessica Stark
ijksales.stark@gmail.com

C 503-839-7600

www.ijkopticscompany.com
www.eagleeyeopticsco.com



Magnum Mikes

Custom Guns & Gunsmithing

Mike Korstange
Master Gunsmith

P: 602-793-5003

F: 623-776-7170

E: MagnumMikes@cox.net
www.MagnumMikes.com

Firearms & Class III Weapons
Law Enforcement & Public Safety



AZ FIREARMS.com

"Your Hometown Nationwide Gun Shop"

623-925-2345

email@azfirearms.com

BUY - SELL - TRADE - CONSIGN

215 E. Western Ave
Avondale, AZ 85323

SINCE 1996



ARIZONA AMMUNITION, L.L.C.

James A. Schmidt II
President

(520) 586-2582
FAX: (520) 586-2582

P.O. BOX 304 • DRAGOON, ARIZONA 85609
AZAMMO.COM • EMAIL: jschmidt@azammo.com

Premium Custom Benchrest Quality Ammunition

SECURITY ENFORCEMENT SERVICES, INC.

- Concealed Weapons Training
- Armed Guard Training
- Firearms Training/Sales
- Private Investigations

Lic. 1003283
16551 N. Dysart Rd. 112
Surprise, AZ 85378
Business 623-583-1570
www.gunsplusaz.com



GUNS PLUS

KEN SENFT
Chief Executive Officer
info@gunsplusaz.com

OUTDOORSMANS

www.outdoorsmans.com

SPECIALIZING IN OPTICS & FIREARMS

SWAROVSKI *Leica* ZEISS

OPEN 9am-6pm Mon-Fri., Sat. 9am-5pm, Closed Sun.
10004 N. Cave Creek Rd. • Phoenix, AZ 85020

• (800) 291-8065 • (602) 944-7121



Hope for Best . . . Prepare for the Worst

TIM RALSTON

Founder / President

WWW.GEARUPCENTER.COM

480.306.4945 gearupsales@gmail.com
15475 N. Greenway / Hayden Loop B-1 Scottsdale, AZ 85260

FIREARMS & ACCESSORIES



KEVIN JONES
5029 W. OLIVE
GLENDALE, ARIZONA 85302

PHONE
(623) 934-1164

Where is your Card?

EW Game Calls

Affordable Custom Calls

Ed Weddle
Phone: 928-240-8996
email: ewgamecalls@yahoo.com



HAYDELS GAME CALLS INC.
Predator Calling Seminars.

Richard Dick Snell

Haydels Pro Staff

Full time: RV USA
Home base / Arizona

480-619-2008 cell

rpsnell@yahoo.com
www.haydels.com

JOHN JIMENEZ
CALLMAKER/PREDATOR CONTROL
CELL: (623)670-0941
EMAIL: JOHNC.J@HOTMAIL.COM

LEPRECHAUN CALLS
L C
THE LUCK'S IN THE CALLS
Custom Hand Calls
by Jerry 480-250-5012

MFK Game Calls
Predator & Turkey Diaphragm Calls

AIRON MCAFEE
Pro-Staff & Western USA Sales Rep
Cell: (623) 810-3387
Email: MFKGameCalls.WesternSales@Gmail.com



ORION GAME CALLS LLC

Doug Yancey

Colorado Springs, CO
719-201-8279
dgggmy@aol.com
orioncalls.com

Rhino Calls
Media Solutions

Jay Nistetter
Rhino Calls
Coyote Behavior DVD
Learn Coyote Behavior
and be more
SUCCESSFUL!

www.Rhinocalls.com
email: jay@rhinocalls.com

*Predator Calls, Book,
DVD's & More
Order Today!*

*They Always Stop
They Always Do*

**SANCHEZ
WILD GAME**

Day Time Phone Number:
602-375-1646
Emergency Phone:
602-430-6173

Sylvia Louie Sanchez
27 E. Jones Avenue
Phoenix, Arizona
Licensed

Visit the PPCI Website <http://www.pvci.org>

Look at our Facebook Page <http://www.facebook.com/pvci.org>

Contact US at P.O Box 87153 Phoenix, AZ 85080-7153

Join our Facebook Group <https://www.facebook.com/groups/PVCI.org/>

Arizona's Exclusive Fishing, Hunting & Boating
Radio Show

Shake, Rattle & Troll

Outdoors RADIO



Sunday Mornings
7:00am - 9:00am

Don McDowell
Host

Professional Angler
Conservation Director AZBFN-TBFAZ

623-221-7655

don@shakerattleadntroll.com
www.shakerattleadntroll.com



The power of
one
Project We Remember.org

BLUE WATER POOL SERVICE L.L.C.

Ryan Lowe

85 W Combs rd.
suite 101 pmb 391

San Tan Valley, Az 85140

c. 623-466-3580
o. 480-822-7601

Listen to Don McDowell on his Award-Winning Outdoor
Radio Show "Shake, Rattle & Troll"
Every Sunday Morning between 7:00A.M. & 9:00A.M. on
910 AM Radio.

This radio-show is about Fishing and Arizona Outdoors!



Vinyl Graphics & Painted Signs

602-993-4661

Vehicle Lettering • Building
& Job Site Signage • Decals • Graphics
LARRY SZYDELKO circlesignsaz.com

Papa Bear Knives

Will Harwood



604 Choctaw Street
Flagstaff, Arizona 86005
(602) 505-0567

azhunter1954@hotmail.com

www.TouchdownSportswear.com
Imprinted & Embroidered Sportswear • Team Uniforms
T- Shirts • Staff Shirts • Jackets • Hats
Safety Apparel • Promotional Items

TOUCHDOWN

Est. 1996
SPORTSWEAR & PROMOTIONS

Deanna Mergener
Office: (623) 773-1852
Cell: (602)-989-3442

8701 W. GRAND AVE.
PEORIA, ARIZONA 85345
FAX: (623) 773-1876

Deanna@touchdownsportswear.com

AZ HYBRID LIGHT

Solar Powered Flashlight

JOE CAMPISI
Accounts Executive



joe@hybridlight.com

Office 800-788-7597

Cell 602-616-2544

www.azhybridlight.com



Cinda Howard
(480) 217-5089

e-mail: cinda@flyfisharizona.com
www.flyfisharizona.com

Specializing in guiding small streams
and lakes throughout Arizona
Hosted Travel • Fly Fishing Instruction
• Corporate Events



SKULL MOUNTS

SPECIALTY MOUNTS

-wall -desk top
-jewelery -custom

DONNA O'MALLEY


480-982-0390

donnaisthecoolest@gmail.com

1633 E. 2ND AVENUE
APACHE JUNCTION
ARIZONA 85119

Shooting Preserve for Pheasant,
Chukar Hunting, Pointing Dog
Training & Sales

DESERT



COOLIDGE, AZ

Arizona Game & Fish Dept.
License Preserve

TEXAS HUNT PACKAGES

Now Available for
Turkey, Deer, Exotics

Visit our website or call for full details
http://pheasantrec.com
(520) 709-1019

1030 N. Wheeler Rd • Coolidge, AZ 85128



Josh Deards
Service Manager

P 623 974 3000

T 800 974 1772

F 623 974 6956

josh@orangewoodrv.com

11449 W Bell Road
Surprise AZ 85378

orangewoodrv.com

Fly Fishing Guide Service
Licensed for Arizona State and White Mountain Apache Tribe Waters



Frank's Special

Engraving

Frank Budde

Practicing Owner

602-758-8714

We can engrave

almost anything

on anything

(living items excluded

and some metals too!)

engraveme2@cox.net

BAMERITION THIEF

*Let's Put The Poacher
Out Of Business*

**YOU CAN MAKE THE
DIFFERENCE**



**HELP ARIZONA'S
WILDLIFE**

**CALL
OPERATION GAME
THIEF
1-800-352-0700**



**Phoenix
Yarmint
Callers
Inc.**

P.O. Box 87153
Phoenix, AZ 85080