



Wayne W.



**Officers**

**President**  
**Wayne W.**

**Vice President**  
**Mark S.**

**Treasurer**  
**Laurie D.**

**Corresponding Secretary**  
**Terry H.**

**Recording Secretary**  
**Dan S.**

**Board Members**  
**Craig B.**  
**Ron H.**  
**Ricardo G.**  
**Kirk D.**  
**Ray K.**

**Predator Tales**  
**Eddie M**  
**Scott B.**

**Membership Chairman**  
**Frank B.**

**Hunt Chairman**  
**Ron H.**

**Webmaster**  
**James S.**

**Presidents Message**

To everything, there is a season...! Well here we are in late Summer, the kids are back to school, the sun is shining, and we all just got back from a fantastic boot camp! Once again, I want to thank the many people that it took to pull off another successful boot camp. We all learned a lot, made a lot of new friends, and got to spend some time in the beautiful mountains of Arizona.

So now that the August heat is heavily upon us and the season has started, many of us are trying to figure out what to do without melting! For me it's time to start planning when and where I'm going to hunt, it's time to start scouting new areas, finish up some reloads, and double check my guns. Who gets to be "the chosen one" for this season?!



I hope you're all as excited as I am for this season, not only are we going to have a lot of fun hunting and scouting, but we're going to have a lot of fantastic monthly meetings with great guest speakers. So, let's all get out there and make it a fantastic year! As always, shoot straight and more than anything... be safe! Good luck!



Kid Fish Derby Winner



PVCI Trail Clearing Crew



P.V.C.I. Varmint Calling Boot Camp

P.O Box 87153 Phoenix, AZ 85080-7153  
Copyright ©2015, Phoenix Varmint Callers Inc.  
All Rights Reserved

# PVCI FISHING CONTEST/TAKE A KID FISHING DAY REPORT

by Eddie M.

For its 2019 Fishing Derby, PVCI signed on to have its First Take A Kid Fishing Day! This day was designed to get both kids & adults outdoors fishing & exploring the Outdoors with the goal to achieve both fishing & hunting Recruitment, Retention & Reactivation. The thought being: If we can get both kids & adults outdoors & they like it, they will probably do it again.

## PVCI ANNUAL FISHING DERBY – 2019

by Kirk & Laurie D.

Thank you all for your help and support for the PVCI Take a Kid Fishing Derby. We hosted it this year at Woods Canyon Lake and stayed at Crook Group Campground. We had a good turnout, with about 36 friends there on Friday and Saturday.


There was even a family with a little boy that joined us after seeing the event posted on the AZGFD Facebook page! Staying at the group campground was very convenient with enough sites for everyone. Having the big pavilion to cook, eat & socialize was enjoyed by all with lots of tables & space! Friday July 5 was meet & greet! Al O. made some fabulous Dutch Oven Dump Cakes, served with ice cream. So delicious, it started things off great! Saturday July 6, PVCI Derby Fishing Day, was overcast which made for a great fishing day! Arizona Game & Fish had stocked Woods Canyon Lake with 1000 trout the Thursday before, which meant that a lot of us caught our limit of 6. We had 1 child catch a fish, Parker won some great prizes for his 9 3/4" trout! Just seeing this young fella & his family so excited about being involved makes the event a success!!!

Since 6 of our fishermen caught the limit, we had to measure all 6 of the fish to select the winners for longest stringers! Kirk won 1<sup>st</sup> prize with a total of 60 3/4", 2<sup>nd</sup> & 3<sup>rd</sup> were tied by David & Tesa with a total of 59" each. Biggest fish winners were Bella @ 12" (mentored by Ricardo G.), 2<sup>nd</sup> was Tesa @ 11 1/4", and 3<sup>rd</sup> place was tied @ 11" by Tonya, Ken E. and Kirk. (Kirk presented his big fish prize to Al for all his help in showing us what the woods canyon trout like!) Smallest fish was 4" that was caught again by Eddie, which I believe was his mission! There was a total of 54 qualifying fish caught Saturday from Woods Canyon & Willow Springs lakes, so it was a very successful day. We cooked the fish (thank you to Scott & Eddie) for the fish frying, plus there was a potluck with all kinds of tasty dishes! So much food, I don't think anyone went away hungry! For those of you that couldn't make it, you missed out on some great eating and comradery with some wonderful people!

We also had some general raffle prizes & some little giveaways, I believe that because of Ruth S. organization skills everyone went home with a little something from fishing poles to bait! I want to thank all that donated and those that helped to get the donations. We had some cool prizes and giveaways! We hope to see an even better turnout next year!

The List of Corporate Sponsors: AZGFD, Ducks Unlimited, Sportsman's Warehouse Avondale & Phoenix, Cabela's Glendale, Phoenix Fishing Supply, Randall's Firearms & Accessories, DDRV Resort

**Again, THANK YOU ALL for making this an Excellent PVCI Event!**





# More 2019 PPCI Fishing Derby Pictures



**THE NOVICE HUNT SEPT. 7-8, 2019 – PVCIS 1<sup>ST</sup> HUNT OF THE YEAR  
PREPARATION, TIPS, WHAT TO EXPECT, ETC. by Eddie M.**

**The Novice Hunt is coming!** The Novice hunt is coming! September is a BIG month here at **PVCI** because of the Novice Hunt, our 1<sup>st</sup> official Hunt of the new 2019/2020 season! Hello to all the new members who have recently joined **PVCI**! This article is mainly devoted to you although there are still some older Novices that might also benefit. Hopefully you will soon be matched up with a more experienced hunter or Expert for the Novice Hunt. This article has been written to kind of give you an idea on what to expect, what to bring & also on what your Expert might be wondering or thinking.

**What Is This Hunt?** **PVCI'S** 1<sup>st</sup> hunt of the year on September 7-8, 2019, the Novice Hunt is designed to team the less experienced hunter with an Expert for 1 or 2 days of real hands-on, in-the-field, predator calling/hunting training.

**What is the definition of a Novice in PVCI?** A Novice is more or less defined as anyone in the Club who has harvested less than 5 coyotes or has been a member for less than 2 years. Exceptions: Would include those that have newly joined the Club yet have enough experience to have written a predator calling book or made a predator calling DVD or work in predator control or are obviously not a Novice due to present or past predator harvesting experiences, yeah you folks don't count.

**How many people are allowed on each team?** Normally 1, 2- or 3-man teams only are allowed. On this hunt, since every Expert must normally have at least one Novice on their team (this may vary this year and is up to the Hunt Chairman), four-man teams are okay, just as long as each expert has at least one Novice.

**Where will the Hunt take place?** The whole state of Arizona is open so really it is up to where your Expert takes you.

**Suggestions BEFORE you go:** 1) Have a current 2019 hunting license. 2) Seriously consider purchasing a 2019 mountain lion tag. You might also consider purchasing a 2019 bear tag should you be hunting an open bear unit in season. 3) Keep a current copy of the 2019/2020 Arizona Hunting Regulation Book in your vehicle. It is invaluable for reviewing laws, showing you what unit, you are located in, verifying when seasons open & close, showing the toll-free bear & lion phone #'s, etc. 4) **Join The PIN PROGRAM! This program will cost you a one-time fee of \$10 and is good for as long as you are a current paid member. This program allows you to earn pins for achieving certain goals as you harvest the various predator species throughout your predator-calling career. Each predator has a different set of pins that may be earned. These pins are given out at the Monthly Meetings in front of everyone to acknowledge your accomplishments. For a complete list refer to the Members Handbook or the Hunt Rules. The person to see to join the Pin Program will either be Frank B. the Membership Chairman or Ron H. the Hunt Chairman.** 5) Come to the September Monthly Meeting. If nothing else you'll be present when the Novice Hunt is announced & when they ask for a show of hands of Novices that want to go hunting, you'll be there to raise your hand. This Meeting is geared towards Novices also.

**Who will I be hunting with?** This is the BIG question. Unless pre-arranged you probably won't know until towards the end of the Meeting. Please do try and attend the September Meeting. If nothing else those novices present that want to hunt will be matched with experts. This matching could be done in a variety of ways. Lately it seems that all the names end up with the Hunt Chairman & somehow, he does the matching. Some novices arrange things beforehand. It's all good as long as all the novices that want to hunt have someone to hunt with.

**Items to have & take along:** Do you have your own camouflage clothing, gloves, facemask & cap? Your own predator calls (have at least 3 different calls that you know you can blow) & appropriate gun & ammo that will put down a coyote (ask your expert)? Do you have your own water and /or refreshments plus snacks/lunch for the day? If you are staying out overnight, your own sleeping bag & asst. pads/mattresses to sleep on & something to eat for dinner (ask your expert about bringing a stove, cooler or lantern)? Do bring some trash bags, First Aid Kit, Aspirin or Tylenol, a skinning knife, sharpener, rope, alarm clock, flashlight & extra batteries, a camera w/extra film & batteries, your hunting license & tags, rain gear plus some maps of the area. If hunting up North don't forget a warm jacket & a beanie cap as it is still cool up there.

**Shooting Safety & Ethics:** During the calling routine, **DO NOT** leave or secretly move out of the zone that you have been placed in. To do so could be hazardous to your health. Treat EVERY firearm as if it was loaded at ALL times! This means that you should **NEVER, EVER POINT ANY FIREARM** at any person! To me a firearm should be carried & loaded by either pointing it up or down and NOT by holding it level! I have had the misfortune to be there several times when a firearm went off at the vehicle while being loaded & half the time, the firearm was LEVEL! *There are a LOT of you out there that load, carry & inadvertently point a firearm by holding it level at times.* Shucks half the time you're probably not even aware that you are doing it but you are. **If you were at the rifle range, most of you would be kicked off the range.** To me you should always make an obvious effort to avoid leveling or worse, inadvertently pointing your firearm at someone. Once the shot leaves the barrel, you can't call it back! **Shooting:** When it comes to shooting, if the critter is in your zone & you have the shot, take it! It doesn't matter who called it in, this is a team effort. Missing shots is going to happen, I don't care who you are. Patterning your shotgun & zeroing your rifle will go a long way towards not missing the shot, so will practice both at the range & in the field. You may have hunted all over the world & harvested all sorts of critters yet this predator calling, where the critter is running at you, often to eat you, is different. The action is often so fast &

-continued-



I believe that novices will miss fewer critters on this Novice Hunt if you shoot a shotgun instead of a rifle. This is also why I don't like single-shot weapons. Sometimes you need that 2<sup>nd</sup> & 3<sup>rd</sup> shot. Rifles generally leave a better blood trail than shotguns should you only wound an animal though, something to consider.

**Should You Harvest A Critter:** Congratulations are in order! Please do take some pictures. Pictures are my way of honoring the animal. Also don't forget to count how many steps it is to the critter. Do keep a record of your harvests. By using pre-printed forms & filling them out, especially ones that also allow a picture or two, you can build a very interesting photo album that both shows & tells your stories. Makes for interesting reading & it will be there even after the memory fades. Do learn how to skin and how to prepare the pelt, as it's a valuable resource. **The shotgun has the advantage of less pelt damage especially when you are talking foxes & bobcats. Shot is illegal to use on bears.** Use bullets or slugs and a modified or more open choke. Hopefully this article will give you a better idea of what to expect and thus help you prepare.

**GOOD LUCK ON YOUR HUNT & CALLING CAREER!!!**

## CALLING STAND ETIQUETTE

by Eddie M

If you just joined PVC I Congrats! Congrats also if you're a Novice & are going on the Hunt! You have a LOT to learn & your Expert will be working with you, trying to get you started on a path to success. Here's some etiquette to consider.

- 1) Remember that there are **NO HARD & SET RULES** in this sport. Sometimes different things work for different callers.
  - 2) When you get out of the truck & on the way to a stand location, ***be conscious of the NOISE that you make. TRY to be quiet.*** Do common sense things like ***whispering, not slamming doors, trying to walk quietly instead of just walking,*** etc.
  - 3) **To Be SAFE: Stay standing & know where your hunting partners are before you sit down.** Many callers unwittingly just sit down & start getting ready to either watch or call with NO thought of the others people's locations.
  - 4) **Treat EVERY firearm as if it was loaded at ALL times! This means that you should NEVER, EVER POINT ANY FIREARM at any person!** To me a firearm should be carried & loaded by either pointing it up or down & NOT by holding it level! I've had the misfortune to be around several times when a firearm went off at the vehicle while being loaded! Guess what, half the time, the firearm was LEVEL & we were "Lucky" that no one was wounded or killed! *There are a LOT of you out there that LOAD & especially carry & inadvertently point a firearm by holding it level at times.* This shouldn't happen, shucks half the time you're probably not even aware that you are doing it **"BUT YOU ARE!"** **If you did this at the rifle range, you'd automatically be kicked off the range.** To me you should **ALWAYS** make an **"Obvious Effort"** to avoid leveling or worse, inadvertently pointing your firearm at anyone. **Once the shot leaves the barrel, you can't call it back!**
  - 5) Pick an area where you can see in front of you. Sit in front of the bushes, shadows preferred of course. Let your camo work for you. Having shooting lanes are nice for both the caller and shooter.
  - 6) Stay put once the calling begins. If you want to move do so **BEFORE** the calling starts and **LET THE OTHERS KNOW!**
  - 7) Don't forget to put some feeling into your calling. The best feeling to convey is pain, the next is surprise. Try to sound like a critter that's hurt & not like a person blowing a call. Call with confidence, expect something to show up!
  - 8) Shooting: A zone is the area that you are supposed to watch during a calling stand. You watch from here to here. When it comes to shooting, *if the critter's in your zone & you have the shot, take it!* It doesn't matter who called it in, as this is a Team Effort. ***Pick a spot when you shoot & TRY TO HIT the critter.*** Don't just shoot to shoot to make noise. Missing shots is going to happen, I don't care who you are. Patterning your shotgun & zeroing your rifle will help you!
  - 9) **BE SURE OF YOUR TARGET AND WHAT IS BEYOND BEFORE YOU PULL THE TRIGGER!**
  - 10) If you are calling & you or someone else shoots, get back to calling as soon as you can afterwards. The sound of the shot does not seem to bother most predators as long as they are not the one being shot at & another critter is possible.
  - 11) Once the stand is over, *stand up slowly & look around.* If in cat country take a few steps forward and look around again. ***ALWAYS LOOK at where you sat BEFORE you leave, especially if there was action.*** I have lost caps, calls, gloves, etc.
  - 12) You be the one to bring an alarm clock and camera to each trip. ***Do HONOR YOUR CRITTER & take its picture.***  
**If you are staying the night you might want to include:** Sleeping bag, space blanket(s), foam or air mattress, plus the items to cook dinner unless you are going to eat dinner cold. Don't forget a poncho or rain gear if rainy. **Do try to be able to hunt both days.** If you don't have to come back to town to sleep it saves on gas. Do listen to what your expert tells you. Do practice your calling and most importantly have fun!
- MOST COMMON MISTAKES:** 1) **Not joining the Pin Program before the Hunt!** 2) Showing up to hunt at your Experts place with your camo clothes already on. Most experts keep their camo in a plastic bag & get dressed out in the field. 3) Slamming the door shut. 4) Loading your weapon with it pointed level instead of up or down. 5) Talking aloud on the way to the stand. 6) Just walking to your stands instead of trying to walk quietly. 7) Walking with your weapon level instead of up or down & inadvertently pointing your weapon at people while carrying your weapon level instead of up or down. 8) Forgetting a sleeping bag if staying out overnight or snacks. 9) Not having Hunting License, Medicine, Beanie cap, Boots, etc.

# PVCI GEORGE KNOX/RAY EVRIDGE MEMORIAL BOOT CAMP REPORT

by Eddie M.

Well, in a nutshell, our **2019 PVCI Boot Camp** was once again very successful! There were many, many eager participants, both youth and adult that came both to learn and to hunt. The instructors did their best in the outdoor classroom settings, not just giving instructions but also showing the class the what and how of our trade. From how to quietly get out of a vehicle without slamming the doors and pausing before you sit down on a stand to take note of where your partners are located to showing you some of the actual tools that we use. Also showing you how good you can blend in with camouflage plus actually hearing some of the distress sounds from both the hand calls and electronic callers. There were these plus so much more. We were also thoroughly entertained by the raptor folks and the rain. Yes, there was some off and on rain during some of the classes, loud enough to where you just couldn't hear the instructor at times.



I want to devote a whole paragraph to the cooks from AES and cooking help (some of our **PVCI** folks). You All were Fantastic! They did such a Great Job, setting up, cooking and distributing the food to the masses! The food was Great and there were lots of it also, heck even I couldn't eat it all! (smile) So many Great Things to say about the Cooking Staff and their operation, in my book you get a Standing Ovation!

Event Organizer Ricardo G. (behind every successful man there is a woman) plus wife Laura G. did a Great Job Planning & Organizing this Event, lining up the speakers, the topics to speak on, the time to stop talking, etc.. It was nice to see all the Mentors that came to help also, our **PVCI** members, plus members from other Clubs. Some of the APC folks were the only ones I recognized however there could have been others also. Thank You for helping in the field! Thanks also to the Special Activity folks like Al O. who introduced folks to Gold Panning, etc. By the way there were officially many, coyotes and foxes called in and seen. I also heard of at least one bobcat and one bear that were seen. I believe the Total Harvest was two coyotes and two foxes. Jerry and Eddie did skinning demos. This Event is well worth coming too.





# More PVCI Boot Camp Pictures





## 2019 PPCI TRAIL CLEARING REPORT by Eddie M.

PPCI Members, if you missed the PPCI Trail Clearing the weekend of August 3-4, it is your loss. I am so glad that I was there along with some other dedicated folks, not just to do the task at hand of clearing & maintaining the See-Canyon Trail but to also join in on the fun & camaraderie of meeting, doing & completing a project together! Oh, and taking part in the eating of some delicious thrown-together breakfast & delicious pot-luck dinners! The camping location that April & Chris picked for this year worked out fine even with the unwanted visitor that would make an appearance from time to time. The weather was just gorgeous with some real rain falling after the work was done. I mean some things & people got wet. However, this is so much better in my book than dealing with the 110-degree temps that happen that weekend to those that stayed in the valley. If you look at the group photo by the See-Canyon Trail, you will see that we had a decent turnout though we should/could always use more folks. There were some that came that didn't work & kept an eye on the Camp. When we returned to Camp, (in the rain) we found out that a bear had visited & had gotten into Ken E's cooler & ate some food! Later that evening, a passerby person informed us that there were bears across and down the road from us. Further investigation by some of us revealed a sow and two cubs. We of course approached along with some other regular campers that were down the road from us a little & took many pictures & videos. I believe Mom wanted to cross the road to our or the camping side but became a little nervous seeing people here and there. She eventually retreated into the woods. That night, while we were sleeping a bear found Ken's cooler again. This time it got into the back of Ken's truck! The bear climbed into the bed of his truck, popped the cooler & got away with one item on top before Ken, sleeping in the cab, felt the weight of the bear getting into the truck and yelled, scaring the bear away! Ken also lost approx. 11 apples (the bear left one) that were left out in plastic on the top of Ken's table. There was other food taken also. The next morning, while we are eating breakfast, some folks just happen to look up & noticed a bear approaching camp, I'd say approx. 60 to 70 yards out! This to me was just very unacceptable behavior on the bears part. It needed a behavior modification. It needed to learn that it could not just walk into a camp & take it over just eating what it wants. I thus proceeded to open my lesson book & ran at the bear, clapping my hands and talking in dog language to the bear! I was reading directly from the Lesson Book. The bear reacted the way I hoped it would & ran off some, then really ran some more on my follow-up lesson. James S. took some video of me teaching my class to the bear which you can find on the PPCI Website & the PPCI Facebook also? Terri H.'s wife Courtney said she'd never seen a bear & now she'd seen four in 2 days!

All in all, it was a very productive & interesting weekend & we received "Many Thanks" from those using the Trail for what we were doing. If you're a member & not coming to our Club Events where you get to know the other members present & learn through conversations about them & hunting also, You Are Really Missing Out and have no one to blame but YOU! Thanks to Event Organizer April and all who made an appearance & helped in any way. Perhaps we'll see more next year?





## A WORD ABOUT COMMISSION MEETINGS! (We really should be there)

There is a Tremendous Amount of Apathy among the sportsmen of Arizona. It is interesting to note that about the only time that many people show up is when there is the very real possibility that something is going to be taken away from them! The question then is, "Where are these people when other issues that affect them are discussed & voted upon?" **When an issue comes up that needs to be discussed too often there is no one there to discuss it, no representation.**

We all live busy lives. Just in the course of daily events it's hard to find time to do all that needs to be done. Yes, these Meetings can be boring however We All Must Wake Up to the fact that this is the place that major decisions & changes are made that affect **ALL** sportsmen in our state. The Commission Needs to Hear from Us! AZGFD Comm. Meetings listed below.

### \*\*\* PPCI MONTHLY GUN

The Gun for September will be a Savage Axis .243 rifle.

The Gun for October will be a Surprise!

### CALENDAR OF EVENTS

Aug. 21 - This is the 3<sup>rd</sup> Wednesday-PPCI Board of Directors Meeting – Barro's Pizza 3053 W. Auga Fria Hwy.

Aug. 23 – Archery Deer, Antelope, Bear, Turkey, Squirrel, Ltd. Buffalo & Rifle Bear Seasons open. **Lion opens.** Check Regs

Sept. 1 – Dove, Blue Grouse, Chukar, Crow, Coatimundi, Tassel-eared Squirrel in Unit 33 seasons open. Check Hunt Regs.

Sept. 4 – This is the 1<sup>st</sup> Wednesday, PPCI Monthly Meeting, 6822 N. 57<sup>th</sup> Drive, Glendale, AZ. Special Novice Meeting.

The Novice/Expert groups will be chosen for Novice Hunt after a multitude of info. is heaped upon you. Start time 7:00p.m.

Sept 5 – Archery Antelope Season ends.

Sept. 6 – Rifle & Muzzleloader Antelope Seasons open.

Sept.7-8 PPCI Novice Hunt. The 1<sup>st</sup> official Hunt of the 2019-2020 Season. Each team must have a Novice to qualify.

Sept. 12 – Archery Deer Seasons close statewide. Check your Hunt Regs.

Sept. 13 – Archery Elk Season opens in many Hunt Units, Check your Hunt Regs.

Sept. 18 – This is the 3<sup>rd</sup> Wednesday, PPCI Board of Directors Meeting, Barro's Pizza 3053 W. Auga Fria Hwy.

Sept. 20-21 - AZG&F Commission Meeting Region One 2878 E White Mountain Blvd. Pinetop 928-3674281

Sept. 26 – Archery Elk Season Ends. Check your Hunt Regs.

Sept. 27- Early Rifle Bull Elk Hunt opens in select Hunt Units. Check your Hunt Regs.

Oct. 2 - This is the 1<sup>st</sup> Wednesday, PPCI Monthly Meeting, 6822 N. 57<sup>th</sup> Drive, Glendale, AZ. Sign-up for the 6-Month Hunt begins. Cost is \$20 per person. Only 1 or 2-Man Teams allowed in the Novice & Expert Category.

Oct. 4 – Rifle Bear, Fall Turkey, Tree Squirrel Seasons open in select Hunt Units. Check your Hunt Regs.

Oct. 5-6 - PPCI Monthly Hunt.

Oct. 18 – General Quail Season opens statewide. Kofa & Imperial NWR opens for Coyote & Fox. Check your Hunt Regs.

. \*\*\* **NOTE FROM THE MEMBERSHIP CHAIRPERSON: DONT FORGET TO RENEW YOUR ANNUAL MEMBERSHIP to stay a PPCI Member!** On Jan. 1<sup>st</sup>, 2018 the PPCI Officers & Board decided to do away with the hard copy Newsletter & **go to an on-line only issue.** To receive an e-mail Newsletter, you **MUST** send your info to [pvcigroup@yahoo.com](mailto:pvcigroup@yahoo.com) Once you receive the E-Mail copy you will be notified by E-Mail when your Membership is due.

Please submit proper payment to keep your Membership current. The fee to renew remains \$25 and should be made payable to PPCI. Send payment to PPCI c/o Membership Chairman, P.O. Box 87153, Phoenix, AZ. 85080-7153. For new members the fee is \$35, and forms are available at the Monthly General Meeting. Questions: Contact Frank B. 602-758-8714

**PPCI MEMBERSHIP COUNT: 167 PPCI WELCOMES NEW MEMBERS**

### ANNOUNCEMENTS:

HAPPY ANNIVERSARY to:

James & Ruth S.



Married 24 years –Sept 9th

HAPPY ANNIVERSARY to:

Scott & Dorothy B.



Married 42 years -Oct 1st

HAPPY ANNIVERSARY to:

Brent & Cindy F.



Married 9 years on Oct. 10

\*\*Would you like for your Birthday, Anniversary or other Special Event to show here? Send your info to [coyotecaller@cox.net](mailto:coyotecaller@cox.net)



## SEPTEMBER MEETING “SPECIAL” also NOVICE HUNT COMING– SEPT 7-8, 2019

PVCI’s Official 1st Hunt of the 2019-2020 Season is happening Sept. 7-8, 2019! This Hunt Pairs Novices with Experts for a weekend of Hands-On Learning Experiences. Also, the September Monthly Meeting should be interesting for ALL levels of predator callers. **Various experienced members of the Club will speak on various aspects of predator calling. Also, you Experts WE NEED your help in being available for the Novice Hunt so that the Novices can have that experience.**

## PVCI CHRISTMAS PARTY/POTLUCK/AUCTION COMING DEC. 4, 2019

Talking about the upcoming PVCI December Christmas Party in September may seem a little early yet the truth is that it will be here before you know it! **Wednesday, December 4, 2019** will be the date; the location is 6822 N. 57<sup>th</sup> Drive, Glendale, AZ. our regular Monthly Meeting place, the Christmas Party taking the place of the regular Meeting. (??? **We need a volunteer to run Event**) is in charge this year. Of course, you & yours and all (family, friends, kids) are cordially invited to attend this Event, you do NOT have to be a member. **The entry fee to get into the Christmas Party is typically at least 1 can of food (water works also) per person.** All food/water donations are donated to one of the local Food Banks by members Gary A.M. & Ginger. **Dinner will be a potluck affair** & we ask you the members to please bring a dish or dessert to share. **The PVCI** We are currently seeking donations from the many Outdoor & Sporting Organizations both locally and nationwide. **(a PVCI volunteer still needed) is normally working on this by now)** plus PVCI will also take donated items from you (including services, hunts, baked goods, etc.). Generally, this is also the night that our “Member of the Year” & “President’s Award” recipients are named while their family & friends are present.

This should be a good night of seeing new & familiar faces & celebrating the Christmas Spirit! Hope to see you!

**P.S. A PVCI volunteer is needed to run the PVCI Christmas Party. Call President Wayne W. 602-639-1133**

## MOUNTAIN LION HUNT CHANGES for 2019/2020 SEASON

The 2019/2020 Mountain Lion Season will open with the archery deer season on Aug. 23, 2019 and will run through May 31, 2020. During the 2018/2019 Season the Mountain Lion Harvest began to be managed using 15 Management zones consisting of one or more Hunt Units. The total number of lions harvested (harvest thresholds) was been established per zone. When a harvest threshold is reached in a management zone that zone will close at sundown the Wednesday immediately following & stay closed the remainder of the season. Hunters will be responsible for calling the Mountain Lion Line (877-438-0447) before hunting to determine if any Mountain Lion Management Zones have closed. The bag limit is one lion per year statewide. Hunting Hours are Daylight Shooting Hours Only. Pursuit Only Season, where dogs can pursue only but lion can’t be killed or captured will run from Aug. 23, 2019 to May 31, 2020.

## ANOTHER YEAR WITH NO ARIZONA STATE PREDATOR CALLING CONTEST???

The Arizona State Varmint Calling Championship (callers competing against other callers) used to be a highly anticipated Annual Event! Back in the 60’s and 70’s there were so many callers wanting to participate, the line seemingly stretched forever! Nowadays and for many years since, just finding a handful or more of willing participants some years seems to be a chore. The reasons why are many probably including lack of some good advertising, lack of really good prizes & finding willing folks to run & judge the Event, etc. **Another reason is timid or intimidated callers and good hunting callers that enter the Contest and don’t do well so their feelings get hurt and they refuse to try again. Almost ALL of the other “Calling Sports” have Calling Contest (elk, turkey, yodeling). There is nothing wrong with being versatile, in fact it is a true art form to be able to learn to call to the critters and be successful and also be able to learn to call to the judges and also be successful.** The Championship has been held in various places over the many, many years it has taken place with Cabela’s being the gracious host the last couple of times that it was held, many years ago now. Participation the 1st year at Cabela’s (when we were inside with chairs for the audience) was good however participation fell off a bit since the Event was moved outside. This is not Cabela’s fault. The Event still draws a crowd of spectators make no mistake! **It’s getting the callers to PARTICIPATE! I can think of at least FOUR Varmint Calling Clubs in the state and with Today’s Social Media being what it is... to me there is just No Excuse! The other Sports (duck, turkey, elk) have similar Calling Contests** where they learn to call to judges and many also are successful hunters. Anyway, Cabela’s used to hold an Annual Event called Predator Days each year sometime in January where they really pushed predator hunting & predator-related products. My thoughts were that perhaps we could hold the State Championship there again however, Cabela’s has really changed. The Bow Hunter Happening when it was at Fort Tut Hill near Flagstaff, AZ. was also a Good Place. Any other Event or Location ideas anyone? If so, please let President Wayne W. know of your idea. This Annual Event was really cherished in the not so distant past.



## THE TOP 7 CALLED PREDATORS-

by Eddie M.

**I did this same article (Top 5 back then) about 3 years ago. It is good so I'm using it again with some updates. Enjoy.**

Okay you have your camouflage, your weapon of choice & your predator calls & you are headed out to see what you can call in! Arizona is blessed with several varieties of predators and you as a caller have the chance to call each of them. What kind of predators are we talking about? Let's talk about that plus maybe give some tips on certain habitat types where the predator may be found plus the suggested calling sequence & sounds that you might use. Remember, there are no hard & set rules when it comes to varmint calling.

**COYOTE:** The smartest critter of this group, the coyote for most is also the most commonly seen called in predator. Since coyotes are the Top Predator for most of Arizona they are often seen approaching boldly to your calling as they have little to fear. The coyote is a good teacher for student varmint callers. To call one in you must do everything correctly & most coyotes (except the pups & teenagers) must be completely fooled to answer your calling. This is why I try to make my calling sound realistic. I am trying to play a tune with my calls that will fool them into thinking that something really is going on out there that they can take advantage of. Coyotes are found all over AZ except in the rockiest, brushiest places. My favorite habitat types are the somewhat open desert with mesquite trees & sand or down South of Tucson in the yellow grass habitat. The areas next to agriculture can also be good. Also, the Palo Verde & Ironwood deserts, antelope country, juniper flats, the pine forest, riparian areas, etc. Stands should be from 10-15 minutes and long periods of silence while calling is okay as is varying the calling between soft & loud. Sounds to use include rabbit, bird, rodent, fawn, chicken, goat, calf, house cat and fox/coyote pup distress. Certain types of howls also work. Watch Randy Anderson's Calling Coyotes DVD's or Dr. Ed Sceery's Howling for Coyotes DVD. Also, don't forget the Lip Squeak. Answer times can vary. I have seen as many as 5 coyotes come running on the 1<sup>st</sup> note of a call. I have also called for 15 minutes then sat in silence & counted to 300 & had a coyote come running in.



**GRAY FOX:** For many callers, this predator is the next most called in critter that is seen. The gray is not the smartest critter in the group. The gray can be a somewhat common critter in the right habitat. They have beautiful fur & one way to distinguish them from other foxes is that a gray will always have a black line running down the middle of the top of its tail. Grays can also be found out on the coyote flats however it is better for the habitat to have some rocky places and tree-lined washes in the area so they can escape the coyotes. Gray fox can climb trees. Generally, places that have a lot of coyotes don't have a lot of foxes. Better habitat for a gray fox is the brushy to really brushy areas with or without rocks like the Manzanita or oak/chaparral-hell type areas that you will find on many mountains. I also like hills w/rock piles, juniper hill country, sometimes the canyons in antelope country, again tree-lined washes in all the desert types, riparian areas, basically coyote country plus thick areas. Gray fox country is also often bobcat country. Calling stands should be from 11 to 15 minutes or longer if in good bobcat country. I may start with a soft & plain cottontail distress esp. on the quiet mornings however I eventually get LOUD as I want the sound to penetrate the brush and travel far. My average answer time is about 11 minutes. They often have some brushy country to get through. I like to call mostly continuous, pausing no more than 30 seconds esp. in bobcat/bear sign country. I will also pause for longer though if only calling foxes. If I see one approaching, I will keep calling until it is in range (sometimes unless it looks directly at me) then take the shot. The approach can be anything from very bold & fast, bouncing down the mountain or running at you to shy & circling through the brush. Sometimes you only get one chance, other times, it can be hard to get the critter to leave. Other sounds are the jackrabbit distress & something like foxes fighting. A loud bird distress is one of my favorites. Fox puppies can work for you e-callers. I prefer the high-pitched sounds which also work for bobcat. If you're calling & hear something screaming at you it is probably a gray fox. If you call in a fox & miss it or don't get a shot, sometimes you can go back a few hours later, set up a little different & call the fox back in again.




**KIT FOX:** Even the adults are small animals. They live in the open areas with the coyotes. Creosote flats, open/broken deserts, perhaps antelope country. Uses holes dug by it or others. This fox is mostly a nocturnal critter although I've called them at noon. Calling really early & late is probably best. Has very delicate skin like a cottontail rabbit. A shotgun is kinder to the pelt. More in some desert locales than some think. I like the high-pitched rodent, lip squeak, cottontail, or bird distress however on the one I called and/killed at noon I was using the jackrabbit on a Pee Wee. The approach is usually ears up & coming. Another clue that it's a kit fox is no black stripe down middle of tail.





**BOBCAT:** One of the most prized critters in the group. It may take some caller's years to call & kill their 1<sup>st</sup> bobcat. The main reason that we kill more coyotes than bobcats is that we go to coyote habitat and stay a coyote amount of time on stand. Bobcats are found in the more broken coyote country however you'll find many more cats if you look to the rocky & brushy places, often the brushier the better. Bobcats love country w/continuous woody plants that stretch for miles with rocks. The Manzanita, chaparral, oak thickets, brushy ravines, stream & river by-ways, riparian areas, desert or farm fields next to agriculture, canyons in antelope country if rocky & brushy, all the desert types, basically all the places a coyote lives plus add the rockiest, brushiest places that you can think of. Sounds I like are high-pitched, plain cottontail, bird distress, rodent, jackrabbit, lip squeak, chicken and housecat and if you can imitate a cat in heat, why wouldn't it work? They say to call continuous and not pause for more than 30 seconds.



I do remember seeing one coming to the call & it did only move while I was making noise. The two best bobcat callers I know (the Burris brothers) say that they call using a plain cottontail however they don't call continuous. They pause here & there like on a coyote stand? A decoy that moves some will REALLY take the focus off you. The approach is usually a very slow stalking movement or all of a sudden, they are just there! Many callers do not see the cat until after the stand is over while slowly standing & looking. It is a good idea when calling cats to take a few steps forward and of course look behind you before you leave the stand. Look to see if anything runs away or crouches down & freezes. One in 50 they say will come running in like a coyote. The pelt can be very valuable, and the shotgun is kinder to the pelt than most rifles. Even though they breed all year during the months of Dec-Jan more pairs seem to be seen or called in together. If you are serious, stands should be 30 minutes minimum. Washes, rims and stream waterways are all travel areas that should be considered.

**BADGER:** Another highly prized critter the badger is probably the least called critter of the 5 predators listed. Known to have a nasty disposition and for being able to dig rapidly, badgers are more numerous than some think yet rarely seen. They can be found in a variety of habitats like flat & rolling antelope/prairie dog country, agricultural areas, all the desert types, juniper flats and even turkey country. They are active hunters that make most of their living digging holes to catch critters and they might travel 5 or more miles a night digging fresh holes the whole way. I've called & killed them using a cottontail distress while calling coyotes however my favorite call is the lip squeak so a rodent distress should also work. On the approaches, I have seen the badger makes a beeline for the caller with no hesitation. The first one I shot at 3 steps and my 5<sup>th</sup> one at 2 steps, both came with no hesitation. The fur is prime after January.



**MOUNTAIN LION:** The mountain lion is one of the 2 big-game predators that Arizona has to offer. This means you must have a big game tag in addition to your hunting license. This state has no shortage of lions whatsoever and in some parts of the state cause rancher's migraine. The lion lives in all types of habitat from the desert mountains, foothills and flats to the high spruce forest. One of the favored habitats are the dense chaparral thickets in rough country. Remembering the seminars, they like traveling skinny finger ridges where they can see both sides as they walk, also the edges of canyons. They sometimes have a travel route 1/3 down from the top or 2/3<sup>rd</sup>'s up from the bottom of mountains. Also look for ridges that go from the top all the way to the bottom of a mountain preferably with some rimrock or rock outcroppings to lay up in. I like the madrean evergreen habitat with white rocks plus Big Canyons. The main food of the lion is deer (mulies & Coues) and areas with an abundance are sure to have a population. It is best to call a lion down on you, also keep the line of sight tight or low so they can't see you from above or they may approach, sit down and hang up on you. The sounds I have used that work are fawn & bird distress and turkey yelping. Be careful what you wish for when calling lions. Also try to call continuous, not pausing more than 30 seconds. Remember to report your kill within 48 hours. 1-877-438-0447



**BLACK BEAR:** The bear is the other of the Big-game critters that Arizona has to offer. Being big game, you must have both hunting license & a tag in order to hunt them. Arizona has a healthy population of bears. Habitats include mixed conifers, oak/manzanita thickets, the spruce/aspen forest & the junipers especially when the piñon nuts or juniper berries are ripe. Water & shade are important. Find the food & you'll find the bears. Important food in season is Manzanita berry, fawns, acorns, prickly-pear fruit & again juniper nuts & berries. Sounds I have successfully used include the fawn, rabbit & goat distress. In the woods I love finding an acorn ridge with no road on the bottom. Walk 50 to 100 yards down and you are in a whole new world. Now do the fawn distress. Try to call continuous, not pausing more than 30 seconds. The time of day does not seem to matter in these circumstances. Try calling the North or West sides of these hills, the bottoms of Big Canyons also, especially if there is water present. When glassing if I spot a bear, I will ideally stalk to rifle range if possible then use the call. Both bear & lions can hurt you so be sure you have a good backstop when you call. Remember to report your kill within 48 hours. 1-800-970-2327 (bear).





## **PURCHASING ANY TYPE OF VEHICLE (EVEN USED)? (SPECIAL INCENTIVES FOR YOU & PVCI)**

by Scott B.

Most dealers pay out what is called a referral fee. This is true for anything requiring a State License including New or Used Boats, Trailers, Cars, Trucks, Motorcycles, ATV's, etc.

**Let the Club refer you to the dealer of your choice.**

Just give Scott B. a call at 623-214-5091 let him know where you want to shop & the type of vehicle, you're interested in. He will contact the dealers & try to obtain employee pricing for you. He'll then call you with the point of contact at the dealership. You then go into the dealer & ask for the contact telling him you are a Phoenix Varmint Caller & pick out the vehicle you are interested in. They will give you the best price. The Club will receive the Referral Fee.



### **\*\*\*ATTENTION TARGET SHOOTERS\*\*\* NEW TARGET TYPE RESTRICTIONS:**

**POSSESSING ANY REFUSE FOR THE PURPOSE OF TARET SHOOTING IS PROHIBTED.** REFUSE INCLUDES ANY MATERIAL USED FOR TARGETS, EXCEPT FOR THE FOLLOWING APPROVED TARGETS (THIS IS A COMPLETE LIST):

- a. Cardboard and/or cardboard targets with reusable frames (wooden pallets are not considered reusable frames), which are removed from the site after shooting;
- b. Paper and/or paper targets with reusable frames (wooden pallets are not considered reusable frames), which are removed from the site after shooting;
- c. Reactive targets that are designed to move or bounce along the ground when hit that are made of non-metallic materials and are removed from the site after shooting;
- d. Self-healing targets which are removed from the site after shooting;
- e. Metal targets specifically made for firearms that are designed to swing, spin or knock down which are removed after shooting; and
- f. Biodegradable clay targets (clay pigeons).

### **EXPLODING TARGETS ARE PROHIBITED!!!**

**THE USE OF EXPLODING TARGETS SUCH AS TANNERITE, SONIC BOOM, SHOCKWAVE AND OTHERS IS PROHIBITED.**

**VIOLATION OF THESE PROHIBITIONS IS PUNISHABLE BY A FINE OF NOT MORE THAN \$5,000**



### Things to Know:

**\*\*PVC I Members, with the start of our Hunting Season** just around the corner, the September Monthly Meeting on Sept. 4 will be “**Special**” and geared towards Beginners or Novices. Various experienced members of the Club will speak on various aspects of predator calling. **We will also team the Novices with the Experts for the Novice Hunt that weekend.**

**\*\*UPCOMING PVC I EVENT: PVC I Novice Hunt Sept 7-8:** Teams the Novice hunter(s) with an Expert for a weekend of hands-on learning experiences with the Novice being shown what to do.

**\*\*\* Those hunting Mountain Lions remember there are New Regulations.** The season opens on August 23<sup>rd</sup>. Basically hunting is only during Daylight Hours, the limit is one lion per year, you have 48 Hours to Report your take to the Mountain Lion Line at [\(877-438-0447\)](tel:877-438-0447). You should also call this phone number to make sure that the season is still open in the unit(s) you plan to hunt. Within 10 days of taking a lion you must present the lion’s skull & **hide WITH the attached proof of sex** to a designated AZGFD Employee for a Physical Inspection. If frozen, defrost the skull so that a tooth can be extracted. If the hide is frozen do keep the attached proof of sex accessible and visible.

\*\*To contribute stories, pictures, etc. to this Newsletter send items to: [coyotecaller@cox.net](mailto:coyotecaller@cox.net) Share your stories/pictures, tips, recipes, etc. with us. We’d like to read them. These articles don’t have to be about predators.

## LEARN OUTDOOR SKILLS: HUNT, TRAP, FISH, SHOOT, WILDLIFE RECREATION

The Arizona Game & Fish Dept. is dedicated to introducing children to hunting by offering a wide variety of juniors only hunting & shooting programs. These programs are designed to get children in the field with a parent or guardian who can focus on the kid(s) & provide the guidance needed to teach the next generation of hunters how to be safe, ethical & responsible stewards. To provide plenty of opportunity, Game & Fish has partnered w/various Sportsman’s clubs, groups & organizations to provide mentoring for beginners to help assure positive experience hunting in the great outdoors. Listed below are some of these events. Look on pages 22-27 of the 2019/2020 AZ. Hunt Regs. You’ll note that there are also some events for the ladies. Visit [www.azgfd.gov/outdoorskills](http://www.azgfd.gov/outdoorskills) for more information. Consider helping at these Events as a Mentor. You’ll usually be fed & your help is greatly appreciated. I go as a PVC I member & often wear my **PVC I** T-Shirt. It doesn’t have to be varmint calling related for me to volunteer to help get someone hooked hunting.

**Sept. 1: Yuma Youth Dove Hunt- Clint Curry Memorial:** Open to beginners ages 10-16 who want to learn to hunt doves w/experienced hunters. Lunch provided after hunt. Location: Gila Valley Host: Curry Family, Yuma Valley Rod & Gun, Info: Clint Curry [clydecurry@rocketmail.com](mailto:clydecurry@rocketmail.com) or Pat Headington, [yumahuntered@gmail.com](mailto:yumahuntered@gmail.com)

**Sept. 6-7: Safford Youth Dove Hunting Clinic & Hunt:** Experts teach youth new to hunting about firearm safety and all about doves. Evening clinic followed by live hunt next day Location Dry Park Lake, Safford area. Hosted by AZGFD & South Eastern Arizona Sportsman’s Club. Register by Aug. 30. Matt Peltó, 928-713-0652 [mpelto@azgfd.gov](mailto:mpelto@azgfd.gov) [dskinner@azgfd.gov](mailto:dskinner@azgfd.gov)

**Sept. 6-7 – Becoming An Outdoors Woman –** Workshop for adult women (18 & older) that teaches basic outdoor skills in a fun non-threatening environment including sessions on fishing, hunting, kayaking, hiking, rappelling, camping, GPS & more. Evenings slated for entertainment, socializing & fun. Fee Required, includes lodging & meals. Location: Friendly Pines Camp, Prescott. Host: AZ. Wildlife Federation. Info: [www.azwildlife.org](http://www.azwildlife.org), click on Education/BOW. Register: Call 480-201-7456 or [bow@azwildlife.org](mailto:bow@azwildlife.org)

**Sept. 7: Robbins Butte Mentored Youth Dove Hunt:** Learn how to hunt doves from experienced hunters. Mentoring & food provided for kids at a Game & Fish Wildlife Area. Location Robbins Butte WA. Register: [www.youthoutdoorsunlimited.com](http://www.youthoutdoorsunlimited.com)

**Sept. 11-14: Youth/Family Dove Hunt CJ Biller Memorial:** Classroom instruction Wednesday, hunt on Saturday. Location: Utery Mountain Shooting Range, G&F Mesa Office. Host by YOU, CJ Miller, Register: [www.youthoutdoorsunlimited.com](http://www.youthoutdoorsunlimited.com)

**Oct 4-6: Unit 1 Squirrel Hunt Camp:** Intro Event for kids & families. Learn to hunt & cook squirrels, other outdoor skills. Location: Potato Patch, White Mountains, Unit 1. Host Youth Outdoors Unlimited, RMEF, AES. Food provided. Register: [www.youthoutdoorsunlimited.com](http://www.youthoutdoorsunlimited.com)

**Oct 4-6: Outdoor Skills Squirrel Hunt & Fish Camp:** For individuals that are new to hunting/fishing/outdoor skills. Meals. Limited space. Location: Colcord Ridge Campground, west of Woods Canyon Lake. Host AZGFD, Red Bear Outfit, Mogollon Sporting Assoc. Info: Joe Sayer, 928-853-0963 [jsayer@azgfd.gov](mailto:jsayer@azgfd.gov)

**Too many Youth Deer Oct 10-13 & Elk Camps Oct 10-13** to list. Refer to pages 26-27 in the 2019-2020 AZG&F Regs.

PVC I Website <http://www.pvci.org> Check out Upcoming Events!!!

Join us on our Facebook Group <https://www.facebook.com/groups/PVCI.org/>

Join us on Facebook Page <http://www.facebook.com/pvci.org>

**Do you Like the New “Safari Shirts” that the Board Members are wearing? If you want one. Find the Style of “Safari Shirt” that you Like and Buy it!**

**Then take it to  
“Touchdown Sportswear”  
8701 W Grand Ave Peoria AZ 623-773-1882  
The embroidery will Cost you \$19.50 including tax**



**Show Pride in P V C I  
Wear Your Club LOGO Shirts  
to all Functions!!!!**





## Airguns of Arizona

Precision Air Rifles, Pistols, Scopes, Pellets, and More!

### Sales and Service

1970 W Elliot Rd. Ste 109  
Gilbert, AZ 85233  
USA

480-461-1113

480-461-3928

mail@airgunsofarizona.com

www.airgunsofarizona.com



furyarms.com  
602.899.3650

info@furyarms.com



## Magnum Mikes

## Custom Guns & Gunsmithing

Mike Korstange  
Master Gunsmith

P: 602-793-5003

F: 623-776-7170

E: MagnumMikes@cox.net

www.MagnumMikes.com

## www.IJKSALES.com

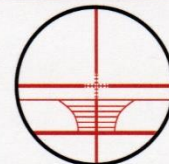
EXPORT / IMPORT

Alex & Jessica Stark  
ijksales.stark@gmail.com

C 503-839-7600

www.ijkopticscompany.com

www.eagleeyeopticsco.com



Firearms & Class III Weapons  
Law Enforcement & Public Safety

## AZ FIRE ARMS.com

"Your Hometown Nationwide Gun Shop"

623-925-2345 email@azfirearms.com

BUY - SELL - TRADE - CONSIGN 215 E. Western Ave  
Avondale, AZ 85323

SINCE 1996

## ARIZONA AMMUNITION, L.L.C.

James A. Schmidt II (520) 586-2582  
President FAX: (520) 586-2582

P.O. BOX 304 • DRAGOON, ARIZONA 85609  
AZAMMO.COM • EMAIL: jschmidt@azammo.com

Premium Custom Benchrest Quality Ammunition

Hope for Best . . . . Prepare for the Worst

## TIM RALSTON

Founder / President

WWW.GEARUPCENTER.COM  
480.306.4945 gearupsales@gmail.com  
15475 N. Greenway / Hayden Loop B-1 Scottsdale, AZ 85260

## SECURITY ENFORCEMENT SERVICES, INC.

- Concealed Weapons Training
- Armed Guard Training
- Firearms Training/Sales
- Private Investigations  
Lic. 1003283

16551 N. Dysart Rd. 112  
Surprise, AZ 85378  
Business 623-583-1570  
www.gunsplusaz.com

SECURITY ENFORCEMENT SERVICES, INC.

## GUNS PLUS

KEN SENFT  
Chief Executive Officer  
info@gunsplusaz.com

## FIREARMS & ACCESSORIES



KEVIN JONES  
5029 W. OLIVE  
GLENDALE, ARIZONA 85302

PHONE  
(623) 934-1164

## OUTDOORSMANS

www.outdoorsmans.com

SPECIALIZING IN OPTICS & FIREARMS

SWAROVSKI *Leica* ZEISS

OPEN 9am-6pm Mon-Fri., Sat. 9am-5pm, Closed Sun.  
10004 N. Cave Creek Rd. • Phoenix, AZ 85020

• (800) 291-8065 • (602) 944-7121



Where is your Card?

# EW Game Calls

Affordable Custom Calls

Ed Weddle  
Phone: 928-240-8996  
email: ewgamecalls@yahoo.com



**HAYDELS GAME CALLS INC.**  
Predator Calling Seminars.

**Richard Dick Snell**

**Haydels Pro Staff**

Full time: RV USA  
Home base / Arizona

**480-619-2008 cell**

**rpsnell@yahoo.com**  
www.haydels.com

**JIMENEZ**  
GAME CALLS

---

**JOHN JIMENEZ**  
CALLMAKER/PREDATOR CONTROL  
CELL: (623)670-0941  
EMAIL: JOHNC.J@HOTMAIL.COM

**LEPRECHAUN CALLS**  
L  
C  
THE LUCK'S IN THE CALLS

Custom Hand Calls  
By Jerry 480-250-5012

**MFK Game Calls**  
Predator & Turkey Diaphragm Calls

**AIRON MCAFEE**  
Pro-Staff & Western USA Sales Rep  
Cell: (623) 810-3387  
Email: MFKGameCalls.WesternSales@Gmail.com



# ORION GAME CALLS LLC

**Doug Yancey**

Colorado Springs, CO  
719-201-8279  
dgggmy@aol.com  
orioncalls.com

**Rhino Calls**  
Predator Calls, Book,  
DVD's & More  
Order Today!

**They Always Stop  
They Always Do**

**Rhino Calls  
Media Solutions**

**Jay Nistetter  
Rhino Calls**

*Coyote Behavior DVD  
Learn Coyote Behavior  
and be more  
SUCCESSFUL!*

www.Rhinocalls.com  
email: jay@rhinocalls.com

*Can You Hear Me Now?*

**Effus Ranch**  
(928)671-0381

Rosie Lloyd

Visit the PPCI Website <http://www.ppci.org>

Look at our Facebook Page <http://www.facebook.com/ppci.org>

Join our Facebook Group <https://www.facebook.com/groups/PPCI.org/>

Contact US at P.O Box 87153 Phoenix, AZ 85080-7153



**Listen to Don McDowell on his Award-Winning Outdoor Radio Show  
"Shake, Rattle & Troll"**  
Every Sunday Morning between 7:00A.M. & 9:00A.M. on 1060 AM Radio.  
This radio-show is about Fishing and Arizona Outdoors!



**Ryan Lowe**  
85 W Combs rd.  
suite 101 pmb 391  
San Tan Valley, Az 85140  
c. 623-466-3580  
o. 480-822-7601

Arizona's Exclusive Fishing, Hunting & Boating  
Radio Show

**Shake, Rattle & Troll**  
Outdoors RADIO




Sunday Mornings  
7:00am - 9:00am

**Don McDowell**  
Host  
Professional Angler  
Conservation Director AZBFN-TBFAZ  
**623-221-7655**  
don@shakerattleandtroll.com  
www.shakerattleandtroll.com




**AZ HYBRID LIGHT**  
Solar Powered Flashlight

**JOE CAMPISI**  
Accounts Executive



joe@hybridlight.com  
Office 800-788-7597  
Cell 602-616-2544  
www.azhybridlight.com

[www.TouchdownSportswear.com](http://www.TouchdownSportswear.com)  
Imprinted & Embroidered Sportswear • Team Uniforms  
T- Shirts • Staff Shirts • Jackets • Hats  
Safety Apparel • Promotional Items

**TOUCHDOWN**  
Est. 1996  
SPORTSWEAR & PROMOTIONS

**Deanna Mergener**  
Office: (623) 773-1852  
Cell: (602)-989-3442

8701 W. GRAND AVE.  
PEORIA, ARIZONA 85345  
FAX: (623) 773-1876  
Deanna@touchdownsportswear.com

Shooting Preserve for Pheasant,  
Chukar Hunting, Pointing Dog  
Training & Sales

**DESERT  
PHEASANT RECREATION**



COOLIDGE, AZ  
Arizona Game & Fish Dept.  
License Preserve

**TEXAS HUNT PACKAGES**  
Now Available for  
Turkey, Deer, Exotics

Visit our website or call for full details  
<http://pheasantrec.com>  
(520) 709-1019

1030 N. Wheeler Rd • Coolidge, AZ 85128



**SKULL MOUNTS**  
**SPECIALTY MOUNTS**  
-wall -desk top  
-jewelry -custom

**DONNA O'MALLEY**  
480-982-0390  
donnaisthecoolest@gmail.com

1633 E. 2ND AVENUE  
APACHE JUNCTION  
ARIZONA 85119

**Circle  
SIGNS**

**Vinyl Graphics  
& Painted Signs**

602-993-4661

Vehicle Lettering • Building  
& Job Site Signage • Decals • Graphics

LARRY SZYDELKO  
circlesignsaz.com




**Frank's Special  
Engraving**  
Frank Budde  
*Practicing Owner*

602-758-8714

We can engrave  
almost anything  
on anything  
(living items excluded  
and some metals too!)

engraveme2@cox.net



**Papa Bear Knives**  
Will Harwood

604 Choctaw Street  
Flagstaff, Arizona 86005  
(602) 505-0567

[azhunter1954@hotmail.com](mailto:azhunter1954@hotmail.com)



**FLY FISH ARIZONA**  
...AND BEYOND

**Cinda Howard**  
(480) 217-5089  
e-mail: [cinda@flyfisharizona.com](mailto:cinda@flyfisharizona.com)  
[www.flyfisharizona.com](http://www.flyfisharizona.com)

Specializing in guiding small streams  
and lakes throughout Arizona

Hosted Travel • Fly Fishing Instruction  
• Corporate Events

Fly Fishing Guide Service  
Licensed for Arizona State and White Mountain Apache Tribe Waters

# BA M OPERATION THIEF

*Let's Put The Poacher  
Out Of Business*

**YOU CAN MAKE THE  
DIFFERENCE**



**HELP ARIZONA'S  
WILDLIFE**

**CALL  
OPERATION GAME  
THIEF  
1-800-352-0700**



**Phoenix  
Varmint  
Callers  
Inc.**

P.O. Box 87153  
Phoenix, AZ 85080