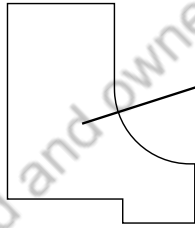


**Acutabovewoodworkings**  
**Toy Military Jeep**  
<https://acutabovewoodworkings.com>

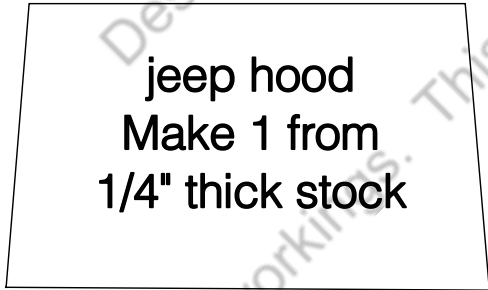
Sand to fit



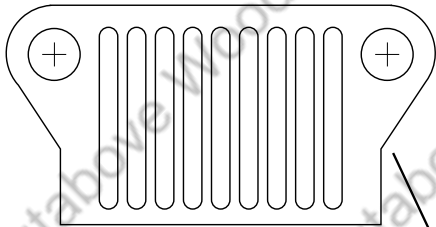
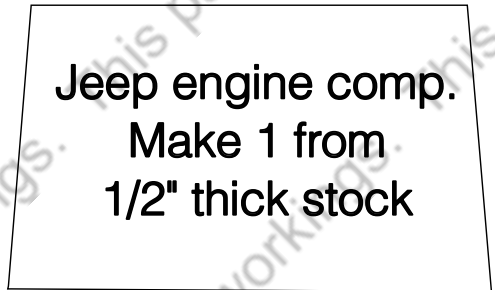
**Jeep Front Side Panel.**  
Make left and right from  
1/4" thick stock

Sand to fit

**jeep hood**  
Make 1 from  
1/4" thick stock

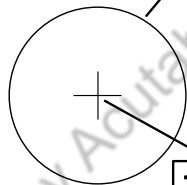


**Jeep engine comp.**  
Make 1 from  
1/2" thick stock



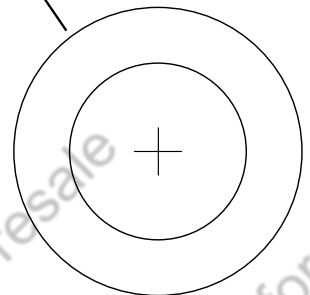
**Jeep Grill. Make 1**  
from 1/4" thick stock

**Rims. Make 5 from**  
1/4" thick light stock

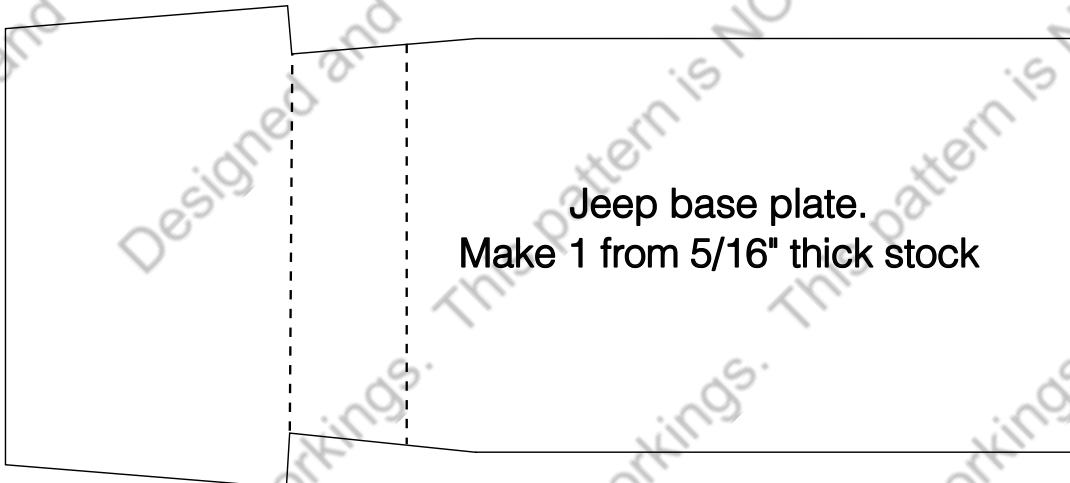


1/8" dia  
hole

**Wheels. Make 5 from**  
1/4" thick dark stock



**Jeep base plate.**  
Make 1 from 5/16" thick stock




**Acutabove Woodworkings**  
**Toy Military Jeep**  
<https://acutabovewoodworkings.com>



Windshield. Make 1 from  
1/8" thick stock

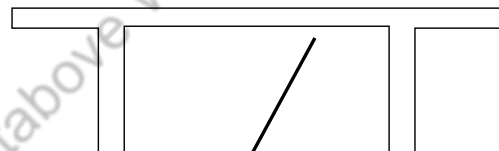

Sand to fit

Sand to fit




Dashboard. Make 1 from  
5/16" thick stock

Seats. Make 2 from  
5/16" thick stock



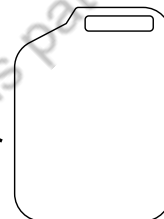
Bumper. Make 1 from  
1/4" thick stock

Seat backs. Make 2 from  
1/4" thick stock

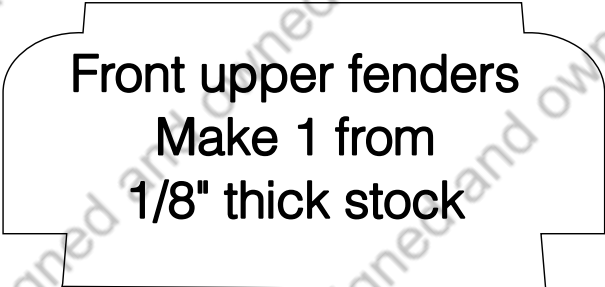


Sand to fit

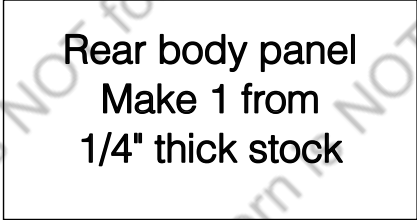
Gas can. Make 1 from  
1/4" thick stock




**Acutabovewoodworkings**  
**Toy Military Jeep**  
<https://acutabovewoodworkings.com>



**Front upper fenders**  
Make 1 from  
1/8" thick stock



**Rear body panel**  
Make 1 from  
1/4" thick stock



**Rear wheel wells**  
Make 2 from 5/8"  
thick stock



**Front lower fender**  
Make 1 from 1/8" thick stock



**Rear fender**  
Make 2 from 1/4"  
thick stock



**Rear Axle. Make 1 from**  
5/16" thick stock



**Front Axle. Make 1 from**  
5/16" thick stock