



PATCHWORK PRESS

The Newsletter for Durham Trillium Quilters' Guild

March - Issue 7

Mailing Address: P.O. Box 30575 RPO Stevenson King, Oshawa, ON L1J 8L8

Email Address: durhamtrilliumqg@yahoo.ca

Web Site: www.durhamtrilliumquiltersguild.ca

PRESIDENT'S MESSAGE – Lyne M.

First things first, I can't believe that we have experienced bad weather on the first Tuesday of the last two months and that our guild meetings had to be cancelled! Who would have thought?!? I am looking forward to seeing all of you at the 7 March meeting – with lots of Show and Share!!! I sure hope the weather cooperates!

How do you pick your projects? For me, it's either a reason – someone's having a baby, celebrating an anniversary, etc. – or I get inspired by the fabric. The panel on the photo inspired me to make a lap quilt for my son's future in-laws' cottage. The moose, the cabin, etc., just lends itself to a cottage throw. Then I used flannels from the quilt I made for their daughter in the log cabin blocks. It tied the whole thing together. It has meaning for me and made sense to make this one for them. Two things happened when this quilt was received. One, my son said he thought the blocks around the moose were really cool which gave me the opportunity to talk to him about the log cabin block and how old it is, etc. Two, this frugal quilter who never buys fabric at full price (unless it's the perfect fit for a project), bought the backing at full price because it was PERFECT – cottage themed in tone on tone olive green. I am sharing that because when the quilt was received, I was told it was so beautiful that they would hang it on one of the walls at the cottage. So, it will go to the cottage, however, the perfect fabric at the back, will never be seen! But I will still know it's there!!!



Will I ever buy fabric at full price again? Of course I will! As the “artist”, I love knowing that I chose every aspect of a project for a reason. Yes, it may not be appreciated to the same extent as I would wish sometimes, however, if I would have just put any piece of fabric on the back of this throw, knowing that olive green cottage fabric was out there, I would not have been satisfied 100% with its outcome.

I quilt because I love the process – finding a project, figuring out who it's for and how I'm going to do it (I rarely follow a pattern...), picking the fabrics, and the actual work of cutting, piecing, etc. The finished product for me is the prize. Giving it away is the bonus.

Please take the time to read this entire newsletter, especially since we have missed two membership meetings. It is jammed packed with information about future events that I know you want to take part in.

EXECUTIVE MEETING DATES

Our next Guild Executive meeting will be on **22 March at 7 pm** in the craft room upstairs at Taunton Mills. All members are welcome to attend.

MEETING DATES – First Tuesday of the month

TIME – Meeting begins at 7:30, ends approximately 9:30

LOCATION – Durham District School Board, Staff Cafeteria, second floor, 400 Taunton Rd. E.

REMEMBER TO BRING – Your Name Tag, Library Books, Toonies for the Chance Draw and a Mug

SOCIAL/REFRESHMENTS – Pam T., Jana B. and Peggy F.

This month's treats will be provided by Sandra F., Susan M., Sandra M., Carlene H., Donna G., Angie S., Kathy C., Pam T.

Very important, please **NO orange products are to be brought into the building due to severe allergies.**

PAST PRESIDENT'S UPDATE FOR March – Kate H.

Help Wanted.....

Local guild requires a “Member at Large” to serve on the Nomination Committee with the Past President and Vice President. Your mission: Actively seek candidates and recruit for open positions on the guild executive for the 2017/2018 guild year. “Member at Large” must be willing to meet a few times over the next couple of months. You should be persuasive, motivated, enthusiastic and interested in the future of your guild. No compensation paid or resume required. Candidate must be a current member of the guild. Please contact Kate H., Past President at k.gard@sympatico.ca to put your name forward. Deadline for applications is March 7, 2017. Your guild needs you!

Membership Assistant:

We are seeking a membership assistant for the remainder of this year with the intention of becoming the Membership Convenor for the next two years. This position requires someone with computer skills. We use Excel, Word and email. You should also be able to create pdf documents for distribution to the membership. Good people skills, friendly outgoing and the innate ability to help people to become members of the Guild and relieve them of their annual dues without a fuss and a smile is essential. As the first person most people visit with, good knowledge of guild activities is also important. If this is your job, please see Kate to sign on. If you want to try it out for a guild meeting, Margaret would be more than happy to have you sit with her at the March meeting to see if it's the job for you.

MEMBERSHIP – Margaret S.

We have welcomed 1 new member despite the weather storms so we have a total membership of 111.

“KUDO” TRADITION

At our monthly meetings, members are invited to share their celebratory or life events with the membership. These events may include the birth of a child or grandchild, a new job, recovery from an illness, or any other great acclaim or honour. As a “payment” for this, you are asked to choose to bring in a 6 ½” square **OR** half a 2 ½” fabric strip (i.e., 2 ½" x 21").

Please see Lyne, our President, if you have Kudos for March and she will include you in the agenda.

GREETERS – Sharon M.

If anyone would like to volunteer to be a greeter at a meeting I would appreciate the assistance. There is a sign-up list at the registration desk. Please feel free to sign up! A greeter welcomes members and new members to the Guild meeting. If necessary, show new members around the room (i.e. the library, workshop table, and outreach table). I will also be calling on members for their assistance.

SHOW AND SHARE – Peggy G.

Ladies and gentleman we have had 2 months of sewing without show and share so I hope we will have a huge display of your workmanship at the March meeting. There will be 3 prizes given out to those that participate. Hopefully some of you will share your slab blocks or quilts. Also, a thank you to Maureen E. and Peggy F. for filling in for me at the March meeting as I will be in Rocanville, Saskatchewan awaiting the birth of our 4th grandchild.

SPRING RETREAT – Thursday April 6 to Sunday April 9 2017 – Holly & Kate

Our Spring Retreat at Elim Lodge will soon be here. We will start at 9:30 a.m. on Thursday April 6th and finish on Sunday April 9th at 2:00 p.m. Julia Smith will demo a Modern Fat Quarter Quilt. I will show how to cut once and get 2 appliques to create a Maple Leaf table runner to celebrate Canada's 150th and Kate will get you started with Canadian fabric for the Slab Blocks (12 1/2") to support Ronald MacDonald Houses across Canada so bring some scraps. We will also have a visit from a shop for retail therapy. Please email hollypigott@hotmail.com if you would like a massage on Friday or Saturday from Charlene (\$25.00 for 15 minutes or \$55.00 for half an hour) or a machine service and cleaning (\$50.00) by Rick McBride on Friday.

The fee for this fabulous fun packed weekend is \$310.00 for Thursday to Sunday (3 nights & 10 meals) or \$235.00 for Friday to Sunday (2 nights & 7 meals). Single rooms are an extra \$10.00 per night.

Since both our January and February meeting were cancelled due to Mother Nature, all retreat fees are due at the March 7th meeting.

We still have space so come and join the fun!


Your Retreat Divas Holly & Kate



HOME SEW SWEET RETREAT – Friday Feb. 3 to Sunday Feb 5, 2017 – Holly & Kate

Our Home Sew Sweet Retreat was a great success - lots of food, fun, friendship and sewing! Mark your calendar for our next Home Sew Sweet Retreat on Friday February 2, 2018 to Sunday February 4, 2018 at Thornton Dundee Clubhouse.

Three CQA Big Quilting Bee quilt tops were completed at the Home Sew Sweet Retreat.



And some quilts completed by members who attended the Retreat



WORKSHOPS – Holly P.

Scrap Queen with Kelly DuMaresq 1 April 2017



This is a fun technique class using your scraps! Kelly will review what makes a scrappy quilt work, ways to approach scrap quilts and easy ways of organizing your scraps so that they actually get used. She will have lots of examples of scrappy quilts that she has made for inspiration.

This is a scrap workshop based on different ideas of how to use strips and squares to make wonderful scrap quilts. You will not go home with a finished project but instead you will try one block of several different quilts and have a folder full of ideas and inspiration.

The workshop will be at the John Street Branch of the Oshawa Senior Citizen Centres on April 1, 2017 from 9:30 a.m. to 3:30 p.m. for a fee of \$40.00.

Come and join this stash-busting workshop by signing up and paying your fee at the March meeting.

CHARITY SEW DAY - Saturday April 22, 2017

Come and join the Quilt Canada's Big Quilting Bee for the Ronald MacDonald Houses across Canada. Kate will provide Canada fabric to get you started on the Slap blocks so bring your scraps. We will also be piecing backs and quilting Slab Block Quilts so you can choose what you would like to do. Our Charity Sew Day will be at the John Street Branch of the Oshawa Senior Citizen Centres from 9:30 a.m. to 3:30 p.m. on Saturday April 22, 2017. Please sign up and pay a \$5.00 deposit to reserve your spot which will be returned when you arrive at the Sew Day. Please come and help with this worthwhile cause.



PROGRAM – Susan S.

At our March meeting, Kelly DuMaresq will talk about her love of scrap quilts and offer suggestions about using your scraps to make exciting quilts. Kelly's presentation will tie in with her workshop for our guild on April 1. Please see Holly's write-up above about Kelly's workshop.

Elaine Theriault, who was scheduled to make a presentation at our January meeting, has been rescheduled to April 2018. Leianne McCallum, our February speaker, will now speak at our meeting in January 2018.



JANOME
WHAT'S NEXT

Are you a quilt show junkie like me? I have enjoyed attending AQS' Quilt Week event in Syracuse for the last two years and I thought what would make it better would be to have 44 of my quilting friends attend it with me!! As AQS have made changes to their show lineup, Syracuse is no longer an option, so we have secured a coach bus to take us to Grand Rapids, Michigan for Quilt Week this coming August. Doesn't this sound like a great time? We will spend 2 days at the show and 2 days traveling the scenic route, you know, from quilt shop to quilt shop, there and back.

Our planned itinerary is to leave on Wednesday, August 16 from Oshawa and return on Saturday, August 19, 2017. Edna from TravelOnly will be our escort and organizer. She's looking after all the details; accommodations, breakfast, entry to the show (2 days) and transportation. Lunch and dinner is on your own (or with a large group at Olive Garden, doesn't that sound like fun?) and there will be time to just relax as well. Take in a class at Grand Rapids or a lecture or two. Lunch will be available at the show's venue. Check it out. Go to <http://www.quiltweek.com/grand-rapids/>

Pricing is as follows (includes taxes, transportation, accommodation, breakfast & show goodie bag, in CDN):
 Single \$1109.00
 Double \$849
 Triple \$755
 Quad \$709

How can you get in on this fabulous trip? A \$300 deposit will secure your seat. Balance due by June 30. Booking forms and more details will be available at the March guild meeting.

GET ON BOARD AND GET INSPIRED!!
 Kate H., Past President

Slab Block Quilts for Ronald McDonald Houses – Sharon M.

I hope you are busy making your slab blocks. If not, there is still time to get started. The blocks need to be 12.5 x 12.5 on the table. A small quilt needs 12 blocks and a large quilt needs 24 blocks.

I will be bringing Canadian fabric pieces to the March and April meetings. Each block needs one piece of the Canadian fabric. The rest of your block can be any combination of your scraps. If you have fabric to share, bring it along for the scrap basket.

At the May meeting we will be putting the blocks together to make the flimsies, sandwiching and quilting as well as making binding. So we will need people to sew, iron, and pin. There will be a job for everyone. Samples will be shown at the March meeting.

FABRIC SWITCH – Lynn M.

This month's Fabric is 6 - 10 inch squares. The colour is Dark turquoise in Jewel tones. Don't forget your colours for Jan and Feb as well. That is Royal Blue and Burnt Orange. I have my work cut out for me this month!!

COMMUNITY OUTREACH – CUDDLE QUILT PROGRAM – Diane, Charlene, and Linda

With the weather not cooperating and forcing us to cancel two meetings, I hope to see everyone at the meeting with cuddle quilts galore! We will have some kits available, as well as mittens. I know it is the end of the season but we will be ready for next year. Looking forward to seeing everyone at our next meeting.

COMMUNITY OUTREACH – DONATION QUILT PROGRAM - Dorothy M.

We have one donation quilt that you can request for your silent auction (with a minimum bid) or for a raffle. Please apply for a form if you wish the quilt to raise money for your non-profit group.



CHANCE DRAW – Brenda L. & Kate D.

There will be a Chance Draw at the March meeting, so please bring your Loonies and Toonies and try your luck. Welcome Brenda and Kate D to their new role.

LIBRARY – Anna A. and Meredith M.

We have one new book "**Simple Friendships**" by Kim Diehl and Jo Morton and a renewal to Canadian Quilter .

See you in March



SCRAP BASKET – Judy B.

Remember that fabrics need to be at least the size of your hand and **100% good quality cotton**. If you have smaller pieces to donate, (for example, squares or rectangles) please put them into a small Ziploc bag first, then into the scrap basket. Thanks.

BLOCK OF THE MONTH – Angie S.

Well this winter weather hasn't been cooperative on our meeting nights has it?! I hope that everyone has all their blocks completed to this point and I can't wait to see them all at the March meeting! If anyone has a question on any of the blocks or need another set of instructions, please feel free to contact me.

SUNSHINE – Joyce P.

If you know of a Guild member who needs a little “sunshine” by way of best wishes or words of encouragement, please let a member of the Executive know. A card will be sent on behalf of the Guild membership.

WEBSITE – Julia S.

Our website is up and running! Please visit it and check out the new format:

<http://www.durhamtrilliumquiltersguild.ca/>



Should the weather not co-operate with our plans, we have a procedure in place for all members to receive an email notification of the cancelled meeting by early afternoon of the meeting date. We will also alert the local radio stations and newspapers, and our members that do not have email will receive a call.

As always, use your own judgment when deciding if you should venture out on the roads to join in the fun of our monthly meetings.

ADVERTISING

Gammill Longarm Quilting Machines Longarm Supplies
Brother Sewing Machines Sewing Furniture

40 King Street East | Millbrook, Ontario LOA1G0 | Phone: 705-201-5262
www.kawarthaquiltingsystems.com

Gammill
brother
at your side



**QUILT EASIER.
QUILT INSPIRED.**

Whirls n Swirls Quilting - APQS Ontario

1077 Boundary Rd. Unit 108


Oshawa, Ontario

tel: 905-435-8720

Tracy Russell

whirlsnswirlsquilting.ca

whirlsnswirlsquilting@gmail.com

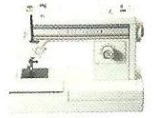


Picton Fabric World

261 Main Street
Picton, Ontario
K0K 2T0

613-476-6397

grorabeck@gmail.com



Rick McBride

Quality Workmanship Guaranteed

McBride Sewing Machine Repair

Repairs to all makes and models

Cell: 416.670.4041
Shop: 905.620.1133
Toll Free: 1.877.620.1133
E-mail: dsrpm@rogers.com

- *Elna
- *Singer
- *Janome
- *Brother
- *Babylock
- *White
- *PFAFF
- *Kenmore
- *Bernina
- *Husqvarna



sewhavefun.ca

905-728-7397

Sew Have Fun

Edith Kauffeldt

133 Taunton Rd W #12

Oshawa ON L1G 3T4

edith@sewhavefun.ca

baby lock

FOR THE LOVE OF SEWING



Sew Here Sew Now

Sewing Centre



Catherine Mele

370 Old Kingston Rd.

Scarborough, Ont. M1C 1B6

416-282-0440

www.sewheresenow.com

...classes...community...longarm rental...
charity events...fabric...kids sewing...
 fashion...quilting fabric...longarm rental
classes...notions...guest educators....
 community...special events...fat quarters
 .charity events...quilting fabric...classes.
 ..longarm rental...notions...community..

Whitby Fabrics Sewing Centre

601 Dundas St West (by Giant Tiger) / 905-668-4821 / info@whitbysews.com
 Online at WhitbySews.com and FB.com/WhitbyFabricsSewingCentre

Authorized Dealer for:



UPCOMING EVENTS

To find out about more upcoming quilt shows, visit www.canadianquilter.com and look in the calendar under Events for listings by month and province. Below is a short list of Quilt-related activities in Ontario:

Saturday April 1 & Sunday April 2, 2017 – **Celebration of Colour** – Region of York Quilters Guild, Newmarket Community Centre, 200 Doug Duncan Drive, Newmarket ON

<http://www.regionofyorkquiltersguild.ca/quilt-show/>

Friday April 7 & Saturday April 8, 2017 – **Ricky Tim`s Event** – Stitches from the Heart Quilt Guild, Sault Ste. Marie, ON www.saultquilts.com

Saturday April 8 & Sunday April 9, 2017 – **Reflections of Georgian Bay 2017** – Georgian Bay Quilters Guild, Tiny Township Community Centre, 91 Concession Rd 8 East, Tiny ON www.gbqg.ca

Friday April 21 & Sat. April 22, 2017 – **Quilts On The Seaway -** Cornwall Quilters Guild, St. John`s Presbyterian Church, 28 Second St. E., Cornwall ON <https://www.facebook.com/CornwallQuiltersGuild/>

Saturday April 22, 2017 – **East Lake Simcoe Quilt Guild** is hosting their first Quilt Show, Tea & Sale from 10am to 4pm at Trinity United Church, Laidlaw St. N., Cannington ON

Saturday April 22 & Sunday April 23, 2017 – **Stitches in Our Time** – Halton Quilters Guild, Crossroads Centre, 1295 N Service Road, Burlington ON <https://www.facebook.com/HaltonQuiltersGuild/>

Friday May 5 & Sat. May 6, 2017 – **Stitches In Bloom** - Chatham-Kent Quilters` Guild, St. Paul`s Congregational Church, 450 Park Ave. West, Chatham ON

Saturday May 6 & Sunday May 7, 2017 – **Quilts at the Rouge** – Rouge Valley Quilters Guild, Pickering Recreation Complex, 1867 Valley Farm Road, Pickering ON www.rvqqquiltshow.blogspot.ca/

Thursday May 11 – Saturday May 13, 2017 – **Pieces of Magic Quilt Show** – Oxford Quilter`s Guild, Ingersoll District Memorial Centre (Arena), 97 Mutual St N, Ingersoll ON www.oxfordquiltersguild.com

Friday May 12 – Sunday May 14, 2017 – **OVOG Festival of Quilts 2017** – Ottawa Valley Quilters Guild, RA Centre Curling Rink, 2451 Riverside Drive, Ottawa ON www.ottawavalleyquiltersguild.org,

Monday May 22 – Saturday May 27, 2017 – **Canada Sea to Sea to Sea** – Ailsa Craig Quilt and Fibre Arts Festival, 155 Annie Ada Shipley St, Ailsa Craig, Ottawa ON www.ailsacraigquiltfestival.ca,

Tuesday May 23 – Saturday May 27, 2017 – **Quilt & Fibre Art Festival Waterloo Region & Beyond** – Village of St. Jacobs, ON <http://www.stjacobs.com/Culture-Heritage-Events.htm>

Friday May 26 – Sunday May 28, 2017 – **Reflections from the 1000 Islands** – Thousand Islands Quilters Guild, Brockville Memorial Civic Centre Magedoma Drive, Brockville, ON <http://thousandislandsquiltersguild.com>

Saturday June 10 & Sunday June 11, 2017 – **Stitching Among Friends Quilt Show** – Quilting Corners Guild, Alliston Curling Rink, 52 Albert St. W, Alliston ON www.aqcguild.edublogs.org

Wednesday June 14 – Saturday June 17, 2017 – **Quilt Canada 2017** – The International Centre, Toronto ON <http://www.canadianquilter.com/index.php>

Saturday July 29 & Sunday July 30, 2017 – **Quilts at the Creek 2017** – Black Creek Pioneer Village, 1000 Murray Ross Parkway, Toronto ON <https://quiltsatthecreek.wordpress.com/>

Friday November 10 & Saturday November 11, 2017 – **A Celebration of Quilts XIII – YHOG Quilt Show** – York Heritage Quilters Guild, Toronto Botanical Gardens, 777 Lawrence Ave. East, Toronto ON <https://yhqg.org/quilt-show-2017>