



PATCHWORK PRESS

The Newsletter for Durham Trillium Quilters' Guild
February 2018 - Issue 5

Mailing Address: P.O. Box 30575, RPO Stevenson King, Oshawa, ON L1J 8L8

Email Address: durhamtrilliumqg@yahoo.ca

Web Site: www.durhamtrilliumquiltersguild.ca

PRESIDENT'S MESSAGE – Lyne M.

It's February and I'm keeping my resolution: sewing from my stash! I love the project I'm working on because I love the main fabric! I bought it 3 years ago and am now using it to make a Queen sized quilt for my nephew and his new bride. I was planning ahead when I bought the fabric: I bought two coordinating fabrics as well, so it was easy to just add one more to make a pattern I found on the Hoffman Fabrics site. Fabric on hand + free pattern = win win for me!

Our guild is so lucky to have Kate H. stepping up to the role of Show Chair again for our next show which will take place in our 2019/20 guild year. She is organized and has a bag full of ideas and experience to ensure this show will be a success. She will be recruiting for committee members really soon! How do you want to be involved? Do you have ideas to bring to the table on how we could do something differently? Have you gone to other guilds' shows and thought they had a great idea? Maybe it's something we can do! Keep your eyes open for the first show meeting announcement and make sure you get involved. Drop Kate a note or call her to say where you would like to help. As always, many hands make light work.

Are you working on your UFO's? We will need many quilts to make a show. Get those project boxes out and complete some quilts that we will be proud to display. New and old projects together are what makes a great show.

I've attached a glimpse of where I'm going with my current project:



MEETING DATES – First Tuesday of the Month, October through June.

Setup time: From 6:30 to 6:45 is reserved for setting up the room. Helpers at this time are welcome but please do not come to sit down before 6:45 as it is too difficult to move tables around.

Arrival and Meeting Time: Doors open to members at 6:45, and the meeting begins at 7:00. Meeting will end at approximately 9:00. Note that the building's exterior doors close at 7:00 pm sharp.

LOCATION – Durham District School Board, Staff Cafeteria (2nd floor): 400 Taunton Road East, Whitby

DOORS TO USE – Enter via the doors which face Taunton Road by 7 pm (doors are locked after that)

REMEMBER TO BRING – DTQG name tag, library books, toonies for chance draw, a mug, and a plate. In February, please also bring an item for the food drive (see below for details).



SPREAD THE LOVE

For the February meeting, please consider bringing an item (or 2!) for the local food bank, as food banks often run low at this time of year. The executive will bring the food items to the Simcoe Street United Church (who generously host the Executive Meetings) where items are being collected on behalf of the food drive. Items often needed by food banks include: canned spaghetti, stew, or soup; cans of salmon, turkey, ham, or tuna; boxes of kraft dinner, peanut butter, packaged soup (just add water kind). Can openers are also needed items. Thank you!!

VICE PRESIDENT’S MESSAGE – Sharon M.

If you can help with the room setup, please arrive at 6:30. Greeters are needed for each meeting from 6:45 until 7 pm. I will be calling members for their support. If you would like to sign up in advance please see me at the meeting. Thanking you in advance.

NOTE FROM THE EDITOR – Laura B.

As the newsletters are being posted on our website, the newsletter does not contain last names or personal emails of our members. Members were emailed a membership list. If you didn't get one, please contact Laura via the Guild at durhamtrilliumqg@yahoo.ca.

EXECUTIVE MEETINGS

Our next Guild Executive meeting will be on **Wednesday February 21, 2018 at 7 pm**, at the Simcoe Street United Church in Oshawa. All members are welcome to attend. Please contact a committee member if you need location details.

SOCIAL/REFRESHMENTS – Pam T. & Jana B. & Peggy F.



NOTE: NO orange products are to be brought into the building due to severe allergies.

February treats will be complements of: Julia S, Sharon M, Diane D, Barb S, Kathy D, Gail L, Gwen V, and Cheryl A. Bring your cup for decaf coffee or tea, and a small plate for treats.

SHOW AND SHARE – Peggy G.

When you come to advise me that you have Show and Share for the evening, don't forget to enter your name in the draw for the monthly prize. Also, a reminder, according to our guild constitution, Show and Share is to promote our talents not our businesses!

Program – Susan S.

Johanna Masko will speak about deconstructing sampler quilts in her presentation called, "Secrets of the Farmer's Wife". She will also share ideas for streamlining our piecing and using shortcuts to complete our projects more quickly.

CHANCE DRAW – Brenda L.

For your chance to win half of the monthly collected funds, please visit the Chance Draw table with your toonies. Good luck to all the participants.

RETREATS AND WORKSHOPS – Holly P. & Kate H.

Note: to pay by e-transfer, please use the exact security question & answer provided to you.

Workshops

We hope that you participate in one of our exciting workshops and retreat opportunities this year. Sign up is at the workshop table at the guild meeting. Payment can be made by either cash, cheque (made payable to Durham Trillium Quilters' Guild) or by e-transfer. If you wish to pay by e-transfer, please ask for the payment instructions when you sign up.



We are very excited to welcome Albert Cote to our guild meeting in March, and for a workshop in April.

**April 29, 2018 – Quilted Rug with Albert Cote
Thornton Dundee Park Clubhouse, Oshawa**

Time: 10:30-4:30

Cost: \$70.00, no pattern required

In this VERY innovative and fun class, students will create a beautiful one of a kind quilted rug. Using at least three and up to five fabrics, plus batting and backing, we will layer the fabrics making a sandwich. Then Students will "doodle" a design on the top fabric and stitch their doodle through all layers. Once they have their design secured they will cut through to the desired colours underneath and begin to see their rug pattern and colors appear. Once all the cutting is complete they will echo quilt inside the cut design.

NEW: In May, we will host an in-guild workshop with Kate Hull for our final workshop of the year!!



**May 27, 2018 Urban Runner using the Quick Curve Ruler, with Kate Hull
Rundle Park Clubhouse, Oshawa (NOTE: Date has changed)**

Time: 9:30-4:00 p.m.

Cost: \$25.00

Ruler Required: Quick Curve Ruler which includes pattern

This fun ruler makes fantastic curves that are really simple to sew and assemble. Join us to make this fabulous table runner and pick up a new skill.

Spring Retreat – Thursday April 12 to Sunday April 15, 2018

Come and join the fun filled weekend with demos, massages, machine cleaning, shop visit and lots of sewing time! Our Spring Retreat will be held at Elim Lodge from Thursday April 12th at 9:30 a.m. to Sunday April 15th at 2:00 p.m. The cost for this great weekend is \$310.00 for Thursday to Sunday (3 nights & 10 meals) or \$235.00 for Friday to Sunday (2 nights & 7 meals). We have available spaces so come and enjoy the weekend by signing up and paying your second installment of \$100.00 at the February meeting.

Stay at Home Retreat / Home Sew Sweet Retreat – FULL (Waiting List)

Our Home Sew Sweet Retreat will be held at Thornton Dundee Park Club House starting at 9:30 a.m. on Friday February 2 and ending at 3:00 p.m. on Sunday February 5, 2018. We have planned a fun weekend with two demos, catered meals and lots of sewing time. More information will be sent to participants. This retreat is full with a waiting list.

Fall Retreat – Thursday Nov. 15 to Sunday Nov. 18, 2018

The date is set for the fall retreat. Mark your calendars. More information will be provided later in 2018!

“KUDO” TRADITION

At our monthly meetings, members are invited to share their celebratory or life events with the membership. These events may include the birth of a child or grandchild, a new job, recovery from an illness, or any other great acclaim or honour. As a “payment” for this, you are asked to choose to bring in a 2 ½” fabric strip of full width of fabric (i.e., 2 ½" x 42"). Please see Lyne M. if you have Kudos to share before meeting starts.

WEBSITE – Julia S.

Our website is up and running. Please visit it and check out the new format.

<http://www.durhamtrilliumquiltersguild.ca>. If there are any updates or corrections required please contact Julia through the Guild's e-mail.

The 2017-18 UFO Challenge now has a page on the website. It will be updated after every guild meeting with the next project number. Also, in case of a missed meeting due to inclement weather that month's project number will be posted there.

LIBRARY - Anna A. and Meredith M.

We have one new book this month "Minimal Modern" by Alissa Carlton. The two books that were inadvertently returned to us instead of Kindred Hearts have been located and will be returned to them at our next meeting. Again a reminder to please return all overdue books.

SUNSHINE – Stella D.

If you know of a Guild member who needs a little “sunshine” by way of best wishes or words of encouragement or sympathy, please let a member of the Executive know. A card will be sent on behalf of the Guild membership.

SCRAP BASKET – Lynn M.

Our scrap basket is a very popular stop each month for members. Please remember that fabrics need to be at least the size of your hand and 100% good quality cotton. If you have smaller pieces to donate, (for example, squares or rectangles) please put them into a small Ziploc bag first, then into the scrap basket.

FABRIC EXCHANGE – Mary C.

This year's fabric exchange is 2 ½ inch strips (WOF – selvages removed), in retro fabric. Every month people will exchange 6 strips of retro fabric, so that each participant receives 54 strips by end of year. NO solid colours please. PLEASE USE QUILT SHOP QUALITY FABRIC.

The fabric colour for the FEBRUARY exchange is: Turquoise (but recommended to stay away from floral as March's colour will be turquoise floral). A turquoise tone-on-tone is suggested for February.

Please continue to bring your fabric strips to each meeting in a Ziplock type bag with your name on it. If you can't come to a meeting, please arrange for a friend to bring the fabric in for you, or bring it in advance.

BLOCK OF THE MONTH QUILT – Angie S.

We are looking forward to seeing your next set of blocks at the February meeting. But please don't forget to take them home with you after the meeting!!

COMMUNITY OUTREACH

CUDDLE QUILT PROGRAM – Diane D., Debbie K., and Linda S.

We still have many community outreach quilt kits assembled and ready to be put together. We also have some kits ready for quilting, and some quilted ones ready for binding. Picking-up a kit is a great way to practice your skills while creating something useful for our friends in the community. Is there a technique you find more challenging than others? Pick-up a kit - you can practice to your heart's content! So, please take a minute to stop by the Community Outreach table in February and pick-up one or two kits to complete.

SEW DAYS

Two Saturday Sew Days have been planned for our group to work together on Cuddle Quilts, etc., on February 24 and March 24, at the Simcoe Street United Church in Oshawa, from 10:00 am to 3:00 pm. Please sign-up with Holly at the February meeting! \$5 will hold your spot, let us know you're committed to coming to lend a hand, and it will be returned to you at the actual sew day. The more the merrier!

DONATION QUILT PROGRAM - Dorothy M.

Here are photos of the Donation Quilts that you could request for your Durham Region non profit organization for a raffle or silent auction with minimum bid. Please ask Dorothy M for the request form if you are interested.



Brown small lap 48" x 48"
value \$212.00



Red strippy (lap or small
bed) 44" x 60" value
\$230.00



Turquoise/gold quilt (large
lap) 58" x 70" value
\$400.00



Modern strippy (light
to dark, single bed size)
56"x85" value \$410.00

WALKER BAGS PROGRAM – Maria S.

A big thank you to Andrew S. who prepared 170 walker bag kits for the guild! He pretty much went through ALL of the donated fabric that had been received for this! Please come and see Maria S. and pick up a kit (or 2?) to be completed for the March meeting, so we can donate more to senior homes in the Durham region.

Please deliver completed walker bags to the Community Outreach table to receive your ticket for the draw.



2017/18 Guild Challenge – Kate H.

Our UFO Challenge has gotten off to a fantastic start!! We have over 25 participants in the challenge this year. We had 17 members complete their project #6's and earn bonus ballots at the meeting. Way to go!!!

At the January meeting, we drew project #4 for you to work on. For those of you who complete project #5 or #6 and bring it to the next guild meeting, check in with Joyce who will give you a ballot for the end of the year prize. You can also show it at "Show & Share" with Peggy (and get a Show and Share ballot!!). I was very sad not to have finished my #5 before the meeting!!



What are bonus ballots and how can you earn them?? For those of you who finish your project on time, i.e. project #4 and bring it to the February meeting, you will get 4 bonus ballots. If you bring a completed project #5 or #6 to the February meeting, you'll receive only 1 ballot.

For snowbirds: **BEFORE** the guild meeting send Kate an email at the guild email (durhamtrilliumqg@yahoo.ca) with a photo of your complete project to be eligible for the bonus ballots. Don't forget it has to have a label (it doesn't have to be written on Gail)!!

Want to join in some more fun?? Join our Facebook group, DTQG UFO Challenge 2017-18 to check in with each other and lend or receive some moral support. You can share your list and progress along the way, too.

We will draw the next project number at the February meeting for you to work on over the month and bring your completed project to the March meeting. It will be posted on the guild website after the meeting.

UPCOMING EVENTS

To find out about more upcoming quilt shows, visit www.canadianquilter.com and look in the calendar under Events for listings by month and province. Below is a short list of Quilt-related activities in Ontario.

Until February 25, 2018, Tuesday-Sunday, 11:00 am – 4:00 pm – **Threadworks 2016 Flashback** – A juried exhibition of 38 pieces of stitched textile art, sponsored by the Wellington County Museum and Archives. Scugog Shores Heritage Centre & Archives, 1655 Reach St., Port Perry (inside the Scugog Arena, 2nd floor). Admission is \$5 for adults, \$4 for students, \$2.75 for seniors, and \$2 for children who are 5-12.

Until February 25, 2018 – **A Thread and a Story** – Museums of Mississauga. Tour times are by appointment Monday to Wednesday (9am – 4pm), or drop in Thursday-Sunday (12 noon – 4 pm). See <https://culture.mississauga.ca/event/bradley-museum/thread-and-story> for more details.

March 23-24, 2018, 10-5 daily – **Quilt Fever 2018 – Etobicoke Quilters' Guild** – Neilson Park Creative Centre, www.QuiltFever.ca

April 26-28, 2018 – **Piecemakers Quilt Show 2018** – Pyramid Centre, 317 James St. S, St. Mary's ON. Special Feature: Judy Lyons. For more information email packham@cyg.net

May 4-6, 2018 – **Feelings in Fabric 2018** – Kawartha Quiltmakers' Guild, Peterborough ON. See <http://www.kawarthaquiltmakersguild.ca>

May 31 – June 2, 2018 – **Quilt Canada 2018** – Vancouver BC. Registration for members starts Jan 8, 2018. 10% off for members if registered before 11:00 am January 29, 2018. See <https://canadianquilter.com/quilt-canada-2018-2/>

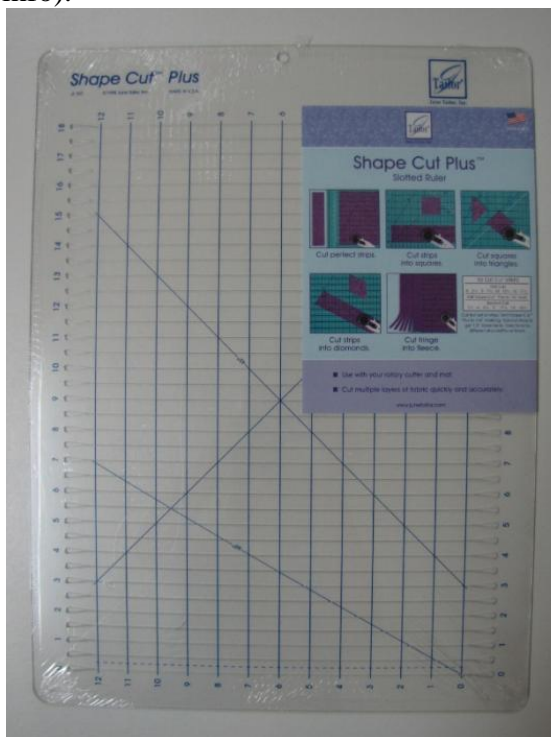
June 1-2, 2018 – **Bluewater Quilters’ Guild 2018 Show** – Bluewater Quilters’ Guild, Owen Sound ON. Harry Lumley Bayshore Community Centre, 1900 3rd Ave East, Owen Sound.

June 8-10, 2018 – **Quilts Kingston 2018** – Royal Kingston Curling Club, 120 Days Road, Kingston. See www.quiltskingston.org

MEMBERS’ CORNER

Ruler for Sale:

Maureen E. has a brand new “Shape Cut Plus 16.5 x 22 inch Ruler” for sale for \$45. It is brand new, has never been used, and is still in the original shrink wrap packaging. Here’s a link to the instruction video: <http://www.junetailor.com/shapecutplusvideo.htm>. Please contact Maureen (see member listing for contact info).




Other Block of the Month Programs:

In case you are interested in participating in another block-of-the-month program, this website has a list of many BOM programs: <https://blog.ajpadilla.com/2018-free-boms/>. Note that most have the monthly pattern only available for that month, so each month you must download the pattern before the next one is posted.

Machine for sale:

A Babylock Coronet 16” Machine with frame is for sale by a member who is upgrading. The Coronet has a built in stitch regulator and is very easy to use. I bought it on June 28, 2017, and paid almost \$10,000.00. It works beautifully and I am only selling it because I would like to upgrade to a long arm. I have quilted 5 lap quilts and 1 twin quilt on it so it has a very low stitch count. The machine is capable of doing any size quilt. It comes with the Little Foot Frame which measures 5 feet and fits great in small places. I paid extra to get the rear handlebars, the laser light stylus, and the ruler table. This means you can do free motion, ruler work or pantographs. It comes with all the original accessories such as the bobbin winder, bobbins, cleaning brush, oil, screwdrivers, needles, clamps, machine box and manuals. The manuals cover the machine, the bobbin winder, the frame, the laser light stylus and the rear handlebars. Selling the entire package for ~~\$6700.00~~ reduced to \$4,995 or best offer. This is a great deal. The machine is in pristine condition and comes from a smoke-free, pet-free, adult home. Cash sale only and buyer must transport themselves. Contact Glenna J via the guild member list or her on-line ad by clicking on [this link to the ad](#) (or go to www.kijiji.ca and search for 1325946277 (the Ad ID)).



ADVERTISING

*Helping you make memories
one stitch at a time*



**Appleseed
Quiltworks**

Sandra Falconer
19 William St N
Lindsay, ON K9V 3Z9
705-324-0385
appleseedquilt.ca
appleseedquilt@gmail.com



**Gammill Longarm Quilting Machines Longarm Supplies
Brother Sewing Machines Sewing Furniture**

40 King Street East | Millbrook, Ontario LOA1G0 | Phone: 705-201-5262
www.kawarthaquiltingsystems.com




Rick McBride
Quality Workmanship Guaranteed




McBride Sewing Machine Repair

Repairs to all makes and models

Cell: 416.670.4041
Shop: 905.620.1133
Toll Free: 1.877.620.1133
E-mail: dsrmpm@rogers.com


- *Elna
- *Singer
- *Janome
- *Brother
- *Babylock
- *White
- *PPAFF
- *Kenmore
- *Bernina
- *Husqvarna



Quilters Cupboard
202 Brock Street E.
Uxbridge, ON. L9P 1R3
905-862-0666
www.quilterscupboard.ca
kim@quilterscupboard.ca

**Enjoy our many
Samples and Fabrics**

Tues - Sat, 10 - 5
Thurs, evening till 7pm



Husqvarna **VIKING** **PFAFF**
 Perfection starts here.™
 Authorized Husqvarna / Pfaff Machine Sales and Service Centre

The Stitch Witch
 "The more you know, the more you sew"

OVER 3,500 BOLTS OF FABRIC
 NOTIONS & CLASSES
 SEWING MACHINE SALES
 SERVICE ALL MAKES & MODELS

884 Division Street, Unit 106
 Cobourg, ON. K9A 5V3
 (905) 372-5145
 www.stitchwitch.ca
 Hwy 401 - Exit 474 South




APQS QUILT EASIER.
 QUILT INSPIRED.

Whirls n Swirls Quilting - APQS Ontario
 1077 Boundary Rd. Unit 108
 Oshawa, Ontario
 tel: 905-435-8720

Tracy Russell
 whirlsnswirlsquilting.ca whirlsnswirlsquilting@gmail.com

...classes...community...longarm rental...
charity events...fabric...kids sewing...
 fashion...quilting fabric...longarm rental
classes...notions...guest educators....
 community...special events...fat quarters
 .charity events...quilting fabric...classes.
 ..longarm rental...notions...community..

Whitby Fabrics Sewing Centre

601 Dundas St West (by Giant Tiger) / 905-668-4821 / info@whitbysews.com
 Online at WhitbySews.com and FB.com/WhitbyFabricsSewingCentre

Authorized Dealer for: **Husqvarna** **VIKING**



Should the weather not co-operate with our plans, we have a procedure in place for all members to receive an email notification of the cancelled meeting by early afternoon of the meeting date. We will also alert the local radio stations and newspapers, and our members that do not have email will receive a call.

As always, use your own judgment when deciding if you should venture out on the roads to join in the fun of our monthly meetings.