

# Patchwork Press



The Newsletter for Durham Trillium Quilters' Guild

Mail Address: PO Box 30575, RPO Stevenson King, Oshawa ON L1J 8L8

November 2020 – Issue 03 | [www.durhamtrilliumquiltersguild.ca](http://www.durhamtrilliumquiltersguild.ca) | Email: [dtqguild@gmail.com](mailto:dtqguild@gmail.com)

## President's Message - Debbie K

I hope you have been enjoying the lovely weather we had in October. Many of you have been very productive in so many different ways. Seems that when life slows down our creativity sparks numerous skills we either did not know we had or allowed to gather dust.

This past month we had a couple of sew days, an excellent speaker at our guild meeting and some very innovative ways of people getting together, socializing, and making things happen for their community. I am so proud of the members of this guild for your resilience, your vulnerability, and your creativity. The support you are giving each other is inspiring, helpful and extremely needed. As we enter into November with shorter days, possibly more isolation, and dealing with winter, please continue to reach out to each other, share your good



and tough times, and know that you are supported, cared for, and needed in this time.

My hubby and I are almost done recreating this house here in Elliot Lake. It has been a challenge, a steep learning curve, and inspiring all rolled together. I am happy for the family that will move in here. I am even happier that I will be able to go home soon. My sewing room is crying for me.

Take care ladies, enjoy this newsletter and the information your convenors have put together for you, and be kind to yourselves. I'm sending virtual hugs to those



who need one - and sharing some pictures of my morning today, October 26, 2020.



## Show And Share - Anne M & Jean K

Our monthly Show and Share is your chance to share finished quilt projects. We love to admire your work and hear the background story about the importance of the project to you. To display your quilt "virtually," please send a photo of your finished project with a few remarks to Laura B via dtqguild@gmail.com by Friday, November 6.

Please remember to:

- put "Show and Share" in the email subject
- include the name of the person submitting the quilt since we can't always tell from the email address
- send as many pictures as you like, but if there are a lot provided, we will limit displaying photos to two shares per person
- if submitting more than two pictures, please indicate your favorites

## Next Show & Share Deadline

### Friday, November 6

Information about the quilt(s). People are asked to either:

- provide a short blurb about the quilt(s) OR
- indicate that they will talk about the quilt(s) at the meeting (note that stories will be limited to one minute per quilt)

Multiple entries welcome, but please use a separate email for each entry. Each submission qualifies for the monthly draw of a \$10 gift certificate from a local quilt shop. In June 2021, there will be a draw that includes all entries for the year. So remember - the more you participate, the greater your chance of winning a prize!



## UFO #1 - Peggy F & Peggy G

Hi quilters. November is the last entry for our UFO challenge.

Please submit a picture of your completed and labeled #1 project to dtqguild@gmail.com by 5:00 PM on Friday, November 6, 2020.

Indicate UFO in the email subject, state your name as we cannot always tell from the email address, and indicate if you will speak about your project at the meeting - one minute maximum. If you do not want to speak, provide a short blurb and our presenter will speak for you.

You may enter any projects that you were unable to complete by the date stated on your UFO challenge form.

There will be two draws for a \$10.00 gift card for a local quilt store.

## Zoom Sew & Quilt Days - Jacqueline H

Wed, Nov 4 from 12 PM - 3 PM  
**Sew Day**  
hosted by Laura B

Sun, Nov 15 from 12 PM - 3 PM  
**Scrap Buster Sunday**  
hosted by Jacqueline H

Sat, Nov 21 from 12 PM - 3 PM  
**Scrap Buster Saturday**  
hosted by Jacqueline H







## November 9 Guild Zoom Meeting

Speaker: Brandy Maslowski  
Topic: Studio Magnificent

Our November speaker will be Brandy Maslowski. Brandy is a Quilt teacher, speaker, judge and the author of children's picture book *Kristy's Quilt*.

She has been a light-hearted stitcher for 30 years. From clumsy beginner quilter all the way to showing her fibre art in galleries, Brandy has a passion for fabric, stitch, colour, texture and everything quilting.

She loves to travel the world with quilters to ignite their creativity with the tag line "More JOY, less OVERWHELM."

You can find her as the Quilter on Fire on Youtube, Facebook and

## Last Month's Presenter

We very much enjoyed October's presentation from Kim, the founder of Chatterbox quilts.

As requested at the end of the presentation, Kim has provided us a link to her multi-purpose quilt spray (<http://bit.ly/quiltsspray>) as well as her affiliate link to the Martelli Notions site where the free motion quilt paddles she uses can be purchased. Same pricing as at the regular site and it supports Kim a little at the same time.

(<http://bit.ly/martellicode>)



Instagram or visit her website at [www.quilteronfire.com](http://www.quilteronfire.com).

At our November meeting, Brandy will be presenting her "STUDIO MAGNIFICENT" Lecture. In this lecture, Brandy explores clearing clutter, organizing your stash,

and managing your creative space. She inspires with tips on storage and ideas to make your space a creative sanctuary that you will want to return to again and again.



## President's Challenge

Please continue to work on the sewing project for our President's Challenge. Despite COVID-19, we are extending a helping hand to our seniors and shut-ins. Last month, we started sewing placemats. Completed items will be donated to the Meals on Wheels program and are due November 30.

Drop-off points are:

- Debbie K - Pickering
- Jacqueline H - Lindsey
- Laura B - Whitby
- Steve B - Oshawa





## Sew Days - Jacqueline H

Our first few sew days have come and gone. New friendships were formed and old friendships re-connected and were reinforced. A friend is someone who lends an ear. At sew days we listen, learn, and share stories.

We are working hard on placemats for Meals on Wheels, as well as our own projects. Some of the sew days have themes such as "Welcome to my Sewing Room" or "Scrap Buster Days." Please join us if you can.

## Scrap Basket - Jacqueline H & Retta H

Please continue to put aside your scraps for the scrap basket. A gentle reminder that the scraps should be the size of your hand as a minimum. Keep the scrap basket offerings until the next time we have a drop off location.

A quick note for those scraps smaller than your hand. They are great for doggie or kitty beds. Put those teeny tiny scraps in an old pillow case. Continue to save them until the pillow case is full. When filled, sew up the end of the pillow case and give it to a friend with a pet.

## Morale Officer - Jacqueline H

Keep Calm and Quilt On!

A war was won using a variation of this slogan. Britain never gave up during the war. The "Keep Calm" slogan has endured the test of time.

We as quilters are surviving and trying to thrive during Covid-19. Our website's weekly blog gives suggestions and ideas on how to get through these times in the best way possible.

If you haven't had a chance to check it out, please do. Numerous quilters have let me know it has helped them through tough times.

## What did Captain Picard say to the quilting machine repairman?

Make it sew.

## Items for Sale

Quilting frame modelled after a Mennonite design that can work in a smaller space or expand to full size. Made of quality pine. Lovingly used but no longer in use. Also available, an antique quilt rack. If interested, please contact Larry at 905-433-7172.







## Library - Maria S

Thank you to the guild members who have returned the overdue library books that were in their possession. There are still some books that have not been returned and I will be getting in touch with those members.

Just to remind everyone the three locations for drop-off are:

- East Oshawa (Janet H.)
- North Oshawa (Steven B.)
- West Whitby (Laura B.)



To return the books, please put them into plastic bags, either clear or plastic grocery bags, and seal or tie the bags. Please drop them off at any one of the above-mentioned three locations, where they will be stored for at least 72 hours before the bags are opened.

## Guild Meeting Dates

Our guild meets every second Monday of the month.

In-person meetings are currently suspended due to COVID-19's physical distancing requirements.

Instead, members will receive an email invitation to Zoom meetings. **Upcoming dates:**

- November 9
- December 14
- January 11
- February 8
- March 8
- April 12
- May 10



*Save the Dates*

## Advertise with Us

**Email Contact:**  
dtqguild@gmail.com

**Mail Address:**  
PO Box 30575  
RPO Stevenson  
King  
Oshawa ON  
L1J 8L8

Inquire about our rates for your quilting or sewing related business.






## Bolts & Bobbins

Quilting  
In The Country

**Donna Starr**

384 Eden Rd  
RR#1 Woodville, ON  
705-374-4053  
boltsandbobbins.com



## Duckies Longarm Quilting & Embroidery

Renée Duckworth  
289.675.4306  
DuckiesQuilting@gmail.com

61 Thomas St  
Oshawa, On L1H3W6  
[www.duckiesquilting.com](http://www.duckiesquilting.com)

## Fiddle Threads Quilting

Sandra Flintoff  
Offering Long arm Quilting Services  
[fiddlethreadsquilting@gmail.com](mailto:fiddlethreadsquilting@gmail.com)  
705 344 6077



*Log Cabin Yardage*  
Designer and Novelty Fabrics

[www.logcabinyardage.com](http://www.logcabinyardage.com)

416-818-1393  
[nicole@logcabinyardage.com](mailto:nicole@logcabinyardage.com)

955 Brock Rd.  
Pickering, ON



Quilting & Crafting Retreat Property  
Experience a truly relaxing getaway!

## Fireside Retreat

3947 UHTHOFF LINE, SEVERN, ON L3V 8B8

[WWW.FIRESIDERETREATORILLIA.COM](http://WWW.FIRESIDERETREATORILLIA.COM)

Fireside Retreat has been providing a haven for quilters and artisans since 2014 within a beautifully restored circa 1830 farmhouse. Fireside offers a functional space, providing the ideal venue to allow quilters and crafters alike to settle in for creative sessions.

- Accommodations for up to 8 guests
- Charming and comfortable atmosphere
- Spacious workstations and bright lighting
- Fully equipped custom kitchen
- Open year-round
- Located minutes from historic Orillia, Ontario

Contact Emma Polera for availability and booking:  
[reservations@firesideretreatorillia.com](mailto:reservations@firesideretreatorillia.com) | 705 345 4026



FOLLOW US @FIRESIDERETREAT








  
Allie Edwards

**LONGARM QUILTING FUN**  
905 240 1487  
21 Hartrick Place  
Whitby, Ontario

Longarm Machine Quilting  
laqf21@gmail.com  
allie1448@gmail.com

**Rick McBride**  
Quality Workmanship Guaranteed




**McBride Sewing Machine Repair**

Repairs to all makes and models

Cell: 416.670.4041  
Shop: 905.620.1133  
Toll Free: 1.877.620.1133  
E-mail: dsmrpm@rogers.com


\*Elna      \*White  
\*Singer    \*PFAFF  
\*Janome    \*Kenmore  
\*Brother    \*Bernina  
\*Babylock \*Husqvarna



**Quilters Cupboard**  
202 Brock Street E.  
Uxbridge, ON. L9P 1R3  
905-862-0666  
www.quilterscupboard.ca  
kim@quilterscupboard.ca

**Enjoy our many  
Samples and Fabrics**

Tues - Sat, 10 - 5  
Thurs, evening till 7pm



 **VIKING**   
Perfection starts here.™

Authorized Husqvarna / Pfaff Machine Sales and Service Centre

**The Stitch Witch**  
"The more you know, the more you sew"

OVER 3,500 BOLTS OF FABRIC  
NOTIONS & CLASSES  
SEWING MACHINE SALES  
SERVICE ALL MAKES & MODELS

884 Division Street, Unit 106  
Cobourg, ON. K9A 5V3  
(905) 372-5145  
www.stitchwitch.ca

Hwy 401 - Exit 474 South



## Links to Free Stuff - Maureen E

In case you need some free resources for inspiration or new projects, Maureen has researched and provided the following links:

- <https://liveartgalleryfabrics.com/free-quilting-patterns/>
- <https://bomquilts.com/free-quilt-patterns/>
- <https://bomquilts.com/free-quilt-patterns-2/>
- <https://www.jillilystudio.com/free-stuff.htm>
- <https://www.patsloan.com/pat-sloans-free-patterns.html>
- <https://www.sewcanshe.com/free-sewing-patterns>
- Finish your quilt - <https://youtu.be/SE5CqpWaReA>



**Ultimate Sewing Centre**  
Fabric • Notions • Machines

**Shirley Eichler**  
Sales • Service • Classes

191 Bloor Street East  
Oshawa, ON L1H 3M3  
www.ultimatesewing.com

905-436-9193  
800-830-9451  
ultimatesewing@bellnet.ca

## Check This Out

As part of her submission for the October Show and Share, Margaret Franklin mentioned that for anyone who missed her show at Ontario Shores, a virtual tour is available at:

<https://www.youtube.com/watch?v=2nLjI8J8JJo&t=5s>



# whirls n swirls quilting

APQS Ontario

Longarm Sales/Service/Rentals/Education

We also stock a wide variety of longarm and quilting supplies

- Threads
- Rulers
- Pantographs
- Stencils

1621 McEwen Drive #37  
 Whitby, Ontario  
 L1N 9A5  
 905-435-8720

Find me on YouTube @ whirls n swirls quilting

