

Patchwork Press



Newsletter for the Durham Trillium Quilters' Guild

Mail Address: PO Box 30575, RPO Stevenson King, Oshawa ON L1J 8L8

January 2022 – Issue 05

| www.durhamtrilliumquiltersguild.ca

| Email: dtguild@gmail.com

Morale Officer - Jacqueline H

Happy New Year, Quilters!

A New Year brings new opportunities for kindness. You don't need a New Year's Resolution to be kind. Just be mindful that some people find this time of year very stressful.

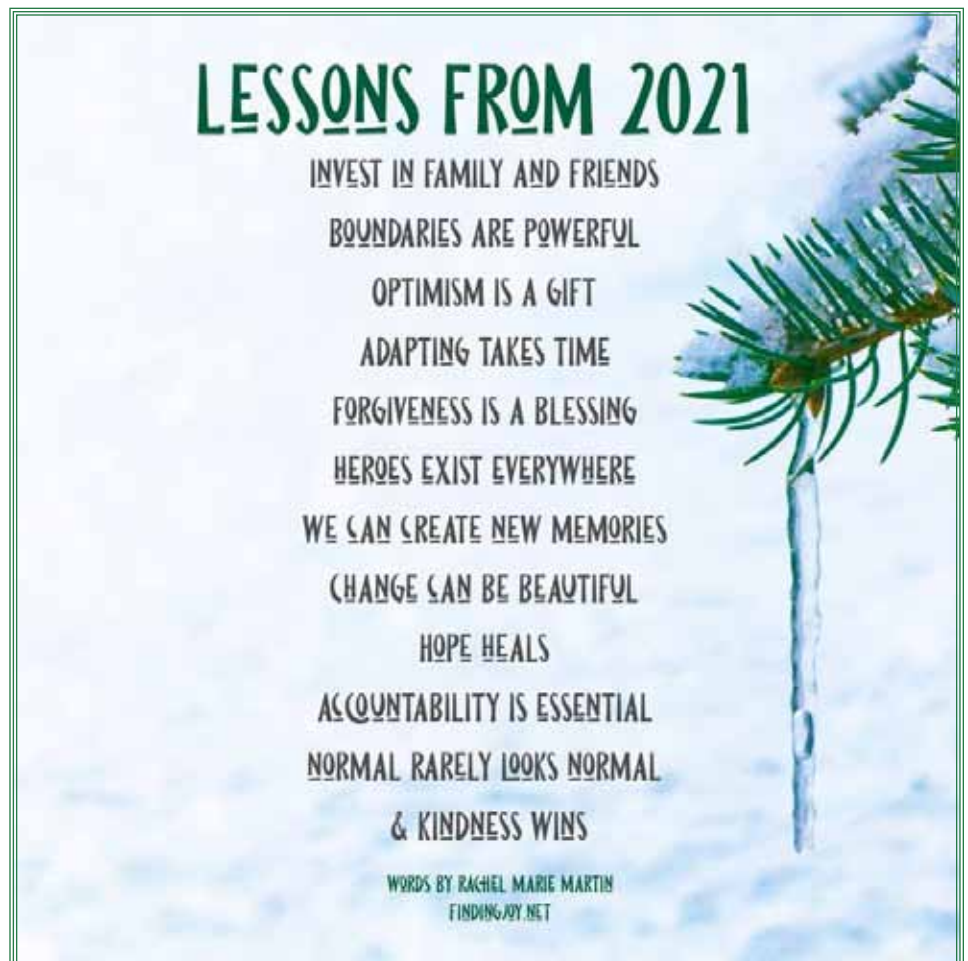
Do your best to be nice and kind.

Community Quilts - Maria S, Andrew S, Pam T, Diana S

Thank you to Sherry F and Laura F who were the Community Quilts Convenors on the last Executive.

They did a wonderful job of making up kits for the members to finish and worked on quilts themselves to assemble. Combined, they delivered fifteen quilts this month that they completed during the last two years with the help of some of our members: Diane D and Linda W.

On the following pages are pictures of 10 of the quilts and the



rest will be published next month.

Thank you also to Maureen E and Peggy G who completed two of their own quilts and donated them to us, which are also pictured

in the subsequent pages.

Thank you also to Anne D who donated two quilt tops and numerous pieces of fabric that will be made into quilts.

continued on Page 2



Quilt by Maureen E



Quilt pieced at retreat, quilted by Sherry F, binding by Linda W



Quilt pieced by Diane D, quilted by Laura F, binding by Linda W



Quilt by Peggy G



Panels donated by Linda W, quilted by Laura F



Quilted by Sherry F

I might look like I'm listening to you, but in my head, I'm quilting.



Photo by Christopher Ryan on Unsplash



Quilt pieced by Diane D,
quilted by Sherry F, binding
by Linda W



Quilt pieced by Linda W,
quilted by Laura F, binding by
Linda W



Quilt pieced by Linda W,
quilted by Sherry F



Quilt pieced by Linda W,
quilted by Sherry F



Quilt pieced by Linda W,
quilted by Sherry F



Quilt pieced by Linda W,
quilted by Sherry F, binding
by Linda W



Jan 10 Zoom Guild Meeting - Lina S

Speaker: **Valerie Wilson**

Topic: **Photographing Your Quilts**

Do you want to be able to take professional quality photos of your quilts at home? Valerie can show you how to do it with a small amount of inexpensive equipment.

A love of fabric and quilts began the moment Valerie Wilson curled up beneath one of her grandmother's quilts as a child. Wilson has worked with fabrics from childhood, learning embroidery from her grandmother and garment sewing from her mother.

She started out with traditional quilting but soon decided that what she really yearned to do was create pictures from fabric. In 2002, Wilson started quilting and in 2014, fibre art became her full-time occupation.

Having once been the owner of an architectural antique business, Valerie maintains a keen interest in old houses and the people who lived in them. This is evident in Valerie's current series: vintage portraits based on those brilliant



old photos depicting the way we once were. Valerie combines a love of history and a curiosity about people from the past, to capture character in fabric.

Valerie's award-winning work has been exhibited from British Columbia to St. John's, Newfoundland in Canada, and internationally from New Zealand to Houston, Texas.

Valerie became the Fibre Art Network (FAN) Membership Coordinator in 2004, when she joined this co-operative of professional, Western Canadian fibre artists. And

now she is a Juried Artist Member of Studio Art Quilts Associates (SAQA).

Valerie was born in Carberry, Manitoba, amongst the rolling sandhills and later moved to Winnipeg, Manitoba.

Craving change, she sampled life in the university town of Kitchener-Waterloo for a few years, but then decided that she could no longer resist the pull of the sunny climes of Manitoba, and now again resides in Winnipeg, Manitoba, Canada.

Sew Day Socials - Jacqueline H

Happy New Year, Fellow Quilters. Since our Zoom Sew Days started, we have held just shy of 30 sew days. Of those events, 27 sew days had door prizes.

The most recent winners were: Sew Day 24 - Gerlinde, Sew Day 25 - Debra, Sew Day 26 - Judy, Sew Day 27 - Peg F.

Looking forward to seeing you all at our next series of SEW SOCIALS!



Photo by Susan Q Yin on Unsplash

Library - Maria S, Andrew S, Diana S

Because there hasn't been much activity in the Library for the past few months, I am proposing something new that should spark some interest in this wonderful collection of quilting resources we have at our disposal. I would like to include in the Library newsletter pictures of quilts completed by our members using our library books. I would then include a picture of the book cover, and a short summary of the book's theme and contents.

The Comfort of Quilts

Now that the gift wrap is torn and mangled, the tinsel still straying about, the ornaments packed away, and the tree all boxed up, we can reflect on the wonderful quilts that were labours of love that were gifted to those dear to our hearts. In this article, Helen Densmore-Cleary reflects on why we quilters continue to slave a way on our projects, and just how much it means to the next generation to have pieces of our history.

If the person who created the quilt could also include their own impressions of the book, which I would then incorporate into the article, that would be even better!

Please contact me by telephone or email and we can get together to take some pictures, or you could send me some photos and the name of the book - and perhaps your review as well! I am sure our members would be excited to see your beautiful work. After all, inspiring each other is part of what our guild is all about!

Join Our Next Guild Meeting

Our guild meets at 7:00 PM on the second Monday of every month from September to June.

If you are interested in following our newsletters, they are posted on the first Monday of every month of our guild year on our website under "Newsletters."

In-person meetings are currently suspended due to COVID-19's physical distancing requirements.

Until COVID-19 restrictions are lifted, members and pre-registered visitors will receive an email invitation to Zoom meetings. We look forward to you joining in and sharing at our virtual meetings this fall. We have a great line-up of presenters scheduled for the months ahead. Be sure to save these dates to join in our meetings.

For more details about our guild, visit our [website](#).

Upcoming Guild Meeting Dates

- January 10
- February 14
- March 14
- April 11
- May 9
- June 13

Fabric Basket - Jacqueline H

Scraps, scraps, scraps! What to do with all those glorious scraps. How about a SLAB BLOCK? A slab block uses all sizes of scraps. Once you have a slab block created your possibilities are endless.

One of our guild members (Mary Lou) was working on a full bag of Christmas scraps. She was making wee little blocks to later put into placemats for our next Christmas Meals on Wheels program.

Click on the photo to get to the YouTube tutorial link.



Shaded 9 Patch Block

I have been playing with colour for years. By that I mean in my line of work, I have to decide on colour schemes for a lot of graphic design and layout projects.

However, there are days where I still feel like a complete novice when it comes to creatively getting colours to come together in unusual ways.

Even though we're working with the simple play of elements such as light and dark, there are multiple ways to mess up a colour scheme. Yet, when it does come together, it's quite glorious.

Click on the photo to check out a tutorial by Kate Colleran for tips on your next shaded 9 patch block.





Show & Share - Peggy G

As we continue with our monthly tradition of Show & Share, our guild members love to see everyone's finished (or unfinished) projects. It is inspiring to see the work done by everyone and fun to hear the stories on the process and the history/meaning of the various quilts and projects.

As we continue with virtual meetings, I will continue with having you submit photos of your projects in advance of the meeting.

Please send photos of your Show & Share projects to dtqgShowNShare@gmail.com instead of the regular guild email. For the January meeting, please have these sent by 9:00 PM, January 8, 2022, to allow time to get them in my presentation.

Please remember to:

- send one email per quilt/project
- include "Show & Share" in the email subject
- include the name of the person submitting the quilt (I can't always tell from the email address, I will make it up a name if I can't tell)
- please only send a maximum of 2-3 photos per quilt/project

You can send as many project emails as you like, but if there are a lot submitted, I will limit displayed projects to two per person. So, if submitting more than two projects, please indicate your preferred two or I will just randomly select them. Note that speaking of the quilts will be limited to one minute per quilt at the meeting. Don't forget - each submission qualifies for the monthly draw. I'm looking forward to receiving photos of your beautiful and inspiring projects.

**Next
Show & Share
Deadline**

**Friday,
January 8**



9 Patch Bento Box

I just love this quilt design. I think it's because there are so many "moods" that could be applied to this project.

What I mean by that is, depending on your colour choices, this quilt could be a "Sweet Sixteen," a more formal, manly "Love you, Grandpa" quilt, or an in-between, scrappy, "Let's get outdoors and play" kind of quilt.

Whatever the eventual mood, it's still on my growing bucket list of "someday, I'll have one done."

Scrappy 9 Patch

So after two years of quilt projects at home, how many scraps do you have?

I hope I've been able to give you some ideas on how to use up those bits and pieces in past newsletter issues. Here's one more notion that may pique your interest.

It's a very scrappy but fun design, and it's one that would come together quickly - if there's ever such a thing as a quilt being made quickly.

9 Patch Cutting Tips

Grab your favourite beverage for this link. There are a couple of articles and a video to explore here.

I find making the most of left-over fabric is a must with the price of textiles these days.

Reusing and upcycling our materials are good habits to have. When someone has a super creative idea on effective ways to do so for quilt fabrics, I'm really happy for their input.

And of course, there are a ton of other links here to explore...

Plates for your Table

If you love all things Dresden, then this post may be just for you.

Kim Walus includes four different Dresden Plate projects in this one post to help dress up and decorate your table.

While it is a long tutorial, there are some very sweet ideas in here that can easily be modified to your taste in festive tabletop decor.

I love that Kim includes all the little details required for a well-dressed setting. She even does napkin rings to go with the napkins. Ya, I know, right?



Advertise with Us


Email Contact:

dtqguild@gmail.com

Mail Address:

PO Box 30575
RPO Stevenson
King
Oshawa ON
L1J 8L8

Inquire about our rates for your quilting or sewing related business.






Bolts & Bobbins

Quilting
In The Country

Donna Starr

384 Eden Rd
RR#1 Woodville, ON
705-374-4053
boltsandbobbins.com



Duckies Longarm Quilting & Embroidery

Renée Duckworth
289.675.4306
DuckiesQuilting@gmail.com

61 Thomas St
Oshawa, On L1H3W6
www.duckiesquilting.com

Gammill
QUILTING SYSTEMS

BERNINA
made to create

brother
at your side

@accuquilt

Philippa Skjaveland 

705.201.5262

Sales @
KawarthaQuiltingAndSewing.Com

1436 Highway 7A
Bethany, Ontario L0A 1A0

EASY ONLINE ORDERING





Allie Edwards

LONGARM QUILTING FUN

905 240 7487
21 Hartrick Place
Whitby, Ontario

Longarm Machine Quilting

loqf21@gmail.com
allie1448@gmail.com

Rick McBride
Quality Workmanship Guaranteed




McBride Sewing Machine Repair

Repairs to all makes and models

Cell: 416.670.4041
Shop: 905.620.1133
Toll Free: 1.877.620.1133
E-mail: dsrmpm@rogers.com


- *Elna
- *Singer
- *Janome
- *Brother
- *Babylock
- *White
- *PFAFF
- *Kenmore
- *Bernina
- *Husqvarna



Quilters Cupboard
202 Brock Street E.
Uxbridge, ON. L9P 1R3
905-862-0666
www.quilterscupboard.ca
kim@quilterscupboard.ca

Enjoy our many Samples and Fabrics

Tues - Sat, 10 - 5
Thurs, evening till 7pm



We cannot become what we want to be by remaining what we are.





That's SEW Neat Longarm Quilting

Professionally finished quilts

Quilts up to king size

Computer driven quilting gives precision to your creations

Smoke free home in North Oshawa

www.thatsewneat.ca

Call or text 905-999-0026

Stephanie E Wilms, Owner and quilter



Longarm Sales/Service/Rentals/Education

We also stock a wide variety of longarm and quilting supplies

Threads
Rulers
Pantographs
Stencils

1621 McEwen Drive #37
Whitby, Ontario
L1N 9A5
905-435-8720

Find me on YouTube @ whirlsnswirlsquitting

Just Click

Click on any business card or advertisement for direct access to the company's website.

No copyright infringement intended on all posted materials.



The Last Word - Kay K

In closing this first newsletter for 2022, I thought I would share a long, but fun speech written and delivered by Allan Fradsham, a criminal court judge in Calgary, Alberta at a quilting conference in 2017. Enjoy.

"When, some years ago, Gloria told me that she was going to build upon her years of sewing experience, and take up 'quilting,' I thought she was telling me that she was going to take up a new hobby or a new craft.

I was completely oblivious to the fact that what she was really announcing was that she was taking up membership in a tightly knit (if you'll pardon the expression) group of individuals whose loyalty to one another makes motorcycle gang members seem uncommitted, and whose passion for quilting activities makes members of cults look positively disinterested.

As is the case with many spouses, I was completely unaware that there existed this parallel universe called quilting.

However, to be completely unaware of a world-wide sub-culture operating right under our noses and in our homes is a bit obtuse even for husbands. But there it is, and here you are. And, most oddly, here I am. You might wonder how all this came to pass; I know I

certainly do.

I cannot now identify what was the first clue I detected indicating that Gloria had entered the fabric world equivalent of *Harry Potter's Hogwarts*. It might have been the appearance of the fabric. Bundles of fabric, mounds of fabric, piles of fabric, towering stacks of fabric. Fabric on bolts, and stacks of small squares of fabric tied up in pretty ribbons (I later learned these were "fat quarters" which to this day sounds to me like a term out of Robin Hood). The stuff just kept coming into the house as though it were endless waves crashing onto a beach. And then, just like the waves, the most amazing thing happened - it would simply disappear. It was as though the walls of the house simply absorbed it. Metres and metres (or as men of my generation would say, yards and yards) of fabric would come into the house. It would arrive in Gloria's arms when she returned from a shopping excursion. It would arrive in the post stuffed in postal packs so full that they were only kept together by packing tape (these overstuffed Priority Packs are the equivalent of me trying to fit into pants I wore in law school). These packages would arrive having been shipped from unheard of towns and villages in far away provinces or states or overseas countries. (I am convinced the

internet's primary activity is not to be found in pornography; that is just a ruse. The internet's real function is to facilitate the trafficking and distribution of fabric.)

Wherever we went, be it in Canada, the U.S., Europe, wherever there was a collection of more than three houses, Gloria would find a quilt shop from which she would pluck some prize from some bin with the enthusiasm and unerring eye of an archaeologist finding a new species of dinosaur.

And of course, the reason that there are quilt shops everywhere is because there are quilters everywhere, and I mean EVERYWHERE.

A few years ago, Gloria had been visiting her sister-in-law in Kelowna. While there, she found and purchased a Featherweight sewing machine. I understand that making such a find is a matter of such joy that it may eventually attract government taxation. When it came time to fly back to Calgary, Gloria worried about what the people at airport security would have to say when she tried to take the machine onto the plane. She need not have been concerned.

Now, airport security takes pride in preventing me from carrying onto a plane a small squirt of toothpaste left in a rolled up toothpaste tube if the tube in which it is lodged did at some point in the distant past, contain a



prohibited amount of toothpaste. My spot of toothpaste is a national security threat.

However, when it came time for Gloria to go through security with the Featherweight, which is made of metal and has needles in secret compartments, airport security came to a standstill. Why? Were they about to confiscate the machine, and detain the person who dared to try to board with it? Of course not. They gathered around it in awe and admiration, asking Gloria questions about where she had found it, and expressing admiration for her good fortune in finding it. And why did Gloria get such warm treatment when I am shunned for trying to maintain some degree of oral hygiene? Well, the answer is obvious - the assembled airport security staff were all quilters, complete with the secret handshake.


Maybe I should have twigged to what was happening when the washing of all this fabric led to having to replace our washing machine, which was clearly not designed for such industrial use. Now, let me pause here. I understand that there is an intense debate within your world about whether or not fabrics should be washed upon purchase. I do not wish to be caught in any cross-fire between the two camps. For all I know, as an outsider, I may not be

authorized to even know of the controversy. I do suspect that if men were making the decision, quilting would involve a lot less fabric washing and a lot more beer drinking.

I did eventually discover where all the fabric went. It went into drawers, cupboards, shelves, and, eventually it completely filled up a closet, which took up one full wall in Gloria's newly built 'sewing room.' What we now call Gloria's 'sewing room,' we used to call 'the basement.'

I have discovered that one of the art forms mastered by quilters is the ability to purchase container loads of fabric, conceal it in the house, and camouflage the purchase so that it slips right under the nose of the unsuspecting spouse.

As a loving and obedient spouse, I have on many occasions found myself in quilt stores where I serve two useful functions - I can reach bolts of fabric stored on top shelves, and I can carry numerous bolts of fabric to a cutting table. However, I have also started to listen to what is said in quilting stores, and one day, in a little quilting shop in the heart of Alberta farming country, I heard something that made it clear to me that quilters are so clever and, dare I say, devious, that there is really no sport for them in fooling we naive



husbands. Gloria had decided to buy some fabric (which is similar to saying that Gloria had decided to breathe), and had gone to the till to pay for it.

Upon running through Gloria's charge card, the clerk quietly said, 'Now, when you get your credit card statement, don't be alarmed when you see an entry for our local feed store. We run our charges under that name so that if a husband looks at the credit card statements, he will think that the entry is just something he bought at the feed store for the farm.'

That sort of financial shell game would make Goldman Sachs proud. I knew at that moment that there had been a major and probably irrevocable shift in the world's power structure. I concede it is basically over for the non-quilting



husband.

As you have been told, I sit as a criminal law judge, and as such I often find myself sitting on drug trials, or issuing search warrants in relation to drug investigations. I must say that the more I learned about the quilting world, the more I started to see similarities between that world and the drug world. It has caused me some concern.

We all interpret events from our own perspectives using the lessons we have learned through life. When I saw the extent to which Gloria's collection of fabric was growing, I began to worry.

In the law relating to drugs, the amount of a drug one has in one's possession is an important factor in determining the purpose for which the person has the drug.

For example, if a person is in possession of crack cocaine (to use a drug with an addictive power equivalent to fabric), one looks at the amount of crack the person possessed. If the amount exceeds the amount one would realistically possess for personal use, then one may reasonably draw the inference that the purpose of the possession is not personal use, but, rather, it is for the purpose of trafficking the drug.

So, you can imagine what I thought when I saw Gloria's collection of fabric grow to a point where she readily admitted that

she could never use all that fabric in several lifetimes. I reluctantly concluded that I was married to a very high-level fabric trafficker. Mind you, in order to qualify as a trafficker, one does have to part with fabric, and I see very little evidence of that happening.

In fact, the more I thought about the parallels between the quilting culture and the drug culture, the clearer the similarities became. Consider the jargon. I have learned that this vast collection of fabric, which is stored in our house is called a 'stash.' Well, drug dealers speak of their 'stash' of drugs.

Gloria speaks of doing 'piece' work. In the drug world, there are often people who bring together the crack cocaine dealer and the buyer - think of a real estate agent, but not as well dressed, through perhaps somewhat less annoying. Those people speak of breaking off a 'piece' of crack as payment for bringing the parties together. Sounds to me like a type of 'piece work.'

Those who transport drugs are often called 'mules.' I have frequently heard Gloria refer to me as her mule when I am in a quilt store carrying stacks of fabric bolts (or did she say I was stubborn as a mule?).

Well, it was something about mules. And I should think that this whole conference is a testimony to the addictive qualities of quilting.

In my role as a Sherpa, I have accompanied Gloria on various quilting expeditions, and I have been impressed by many things.

One is, as I have mentioned, that no matter where one goes, there will be a quilt store. The proliferation of quilt shops makes Starbucks outlets seem scarce. One day, Gloria led me into a hardware store, which seemed odd to me, that is until I discovered that, as I walked towards the back of the store, the store had become a quilt shop. The metamorphosis was extraordinary, and very crafty (if you will pardon the pun). At that moment, I knew how Alice felt as she followed that rabbit down the rabbit hole. Suddenly, one was in a

WEEKEND FORECAST:

SEWING



WITH NO CHANCE OF
COOKING & CLEANING



different universe.

Another thing I have learned is that the operators of quilt shops have great business acumen. In one of Gloria's favourite shops, upon entry, I am greeted by name and offered a cup of coffee. If the grandson is with us, he is allowed to choose a book to take home. It is all so friendly that I don't even notice that I cannot see over the growing pile of fabric bolts which fill my arms. I wish that my doctor did such a good job of distracting me when it is time to do a prostate exam.

I have learned that quilting is both international in scope and generous in spirit. I have learned that quilters are quick to assist those in need, and that they have always been prepared to stand up for what is right. For example, I think of Civil War quilts, which often conveyed messages about the Underground railway for slaves escaping to Canada. I think of the One Million Pillowcase Challenge, and the Quilts of Valour project. At one point, I thought of suggesting the creation of an organization akin to 'Doctors Without Borders,' but decided that an organization called 'Quilts Without Borders' would indeed be illogical.

And of course, there are the resultant quilts. We have quilts throughout the house. They adorn

beds, chesterfields, the backs of chairs. They are stacked on shelves, they are stored in drawers, they are shoved under beds, they are hung on walls. There is even one on the ceiling of the sunroom. They compete for any space not taken up with the fabric, which will eventually result in more quilts.

I live in a cornucopia, which disgorges quilts instead of produce. I have decided that quilts are the zucchini of crafts. But who can complain? Quilt seriously, each one is a work of art, and an instant family treasure. While family members and friends are delighted to receive them, I churlishly begrudge seeing them go out the door.

Though I tease Gloria about the all-consuming nature of her obsession, I am constantly amazed at the skill necessary to create those works of art. I stand in awe as I watch her do the mathematics necessary to give effect to (or correct) a pattern. When she quilts, she combines the skill of an engineer, a draughtsman, a seamstress, and an artist. Her sewing machines require her to have, as she does, advanced computer and mechanical skills. She knows her sewing machines as well as any Hell's Angel knows his Harley. She uses measuring and cutting tools and grids, which would challenge the

talents of the best land surveyors.

In short, I am very proud of what Gloria does, as each of you should be proud of your own skills and creations. They are impressive and very evident at this Conference. On behalf of those of us who wouldn't know a binding from a batting, I simply ask that when you finally and formally announce that you have already taken over the world and that you find some simple tasks for us to do to justify our existence. You might call those tasks... the QUILT PRO QUO.

Gloria and I very much appreciate your warm hospitality this evening.

In closing, the hotel management has asked me to remind you that those found cutting up the table cloths for quilting fabric will have their rotary cutters confiscated and forfeited to the Crown."



Newsletter submissions MUST be sent as WORD documents via email to the Editor by the posted deadline. Her email address is available on our guild's membership roster.