

Patchwork Press



Newsletter for the Durham Trillium Quilters' Guild

Mail Address: PO Box 30575, RPO Stevenson King, Oshawa ON L1J 8L8

May 2022 – Issue 09

| www.durhamtrilliumquiltersguild.ca

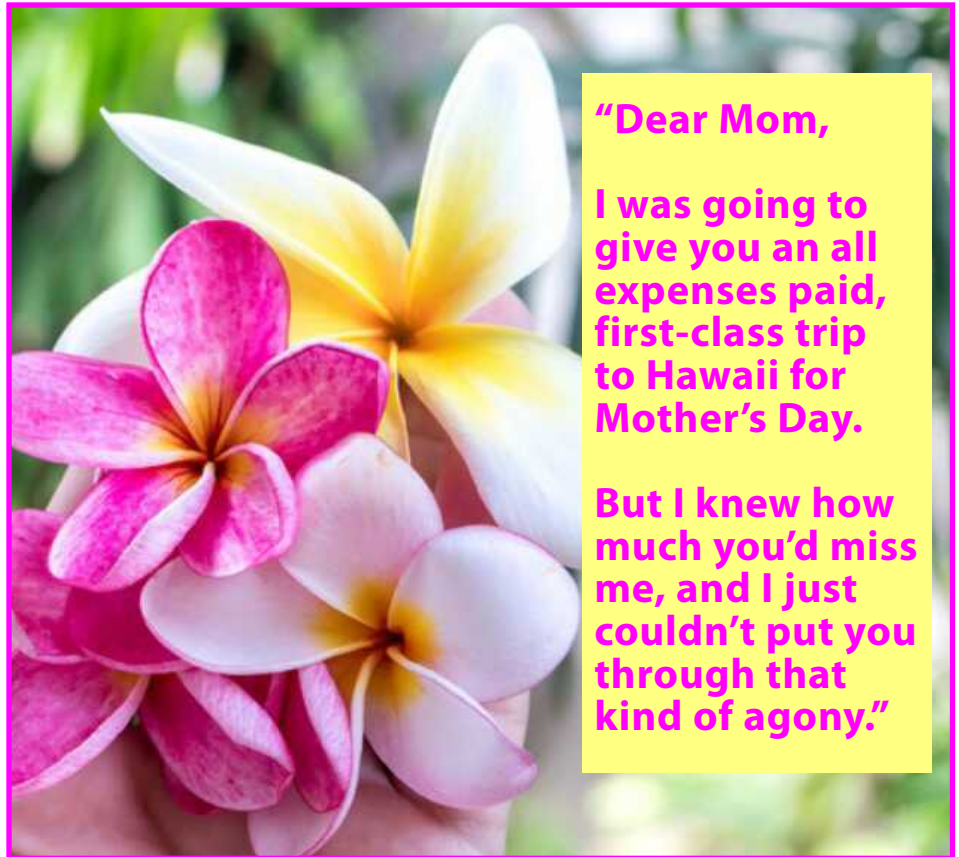
| Email: dtqguild@gmail.com

President's Message - Debbie K

Good day, Ladies and Gentlemen. I hope that today finds you healthy, content, creative, and loving to yourself and others. These are certainly interesting times, especially weatherwise. Our plants are wondering what is going on and asking for winter coats! Well, maybe Spring is confused. Perhaps because Easter was so late this year, Spring figures it does not have to show up as scheduled.

One good thing about the interesting weather is that we were encouraged to spend more time in our sewing areas creating with our fabric. I am looking forward to this month's Show & Share to see all the wonderful works of art that are here now because you had the time to create them. Please submit your pictures to Peggy G by the date mentioned in her article so we can all be inspired. All you have to do is click on the email link in her post.

On Saturday, April 30, we had the opportunity to say goodbye



“Dear Mom,

I was going to give you an all expenses paid, first-class trip to Hawaii for Mother's Day.

But I knew how much you'd miss me, and I just couldn't put you through that kind of agony.”

to one of the founding members of our guild. Betty H passed away in hospital and her celebration of life service was at the Kingsview United Church in Oshawa. She touched so many lives with her joy, sharing of her skills, and determination to enjoy life. So many in our guild knew Betty and were

very good friends with her. They are also creating beautiful projects because Betty was part of their lives. She carries on through the projects, memories, and love that is shared between us. Thank you, Betty, for being such a blessing in our lives and enjoy that heavenly quilting area filled with friends,

continued on Page 2



fabric, and never-ending joy. We appreciate you and thank you for all that you have done to create such a special guild.

We are another month closer to our AGM. In June, we are asking you to step up and choose to fill one of the positions available on the Executive. We need you to continue to have a growing, vibrant, and interesting Guild that is there for us to expand our craft. If you do volunteer, thank you for being someone who comes forward. Thanks for doing a job to the best of your ability with help from the rest of the Executive. We appreciate you.

There are many events scheduled for the coming months. Some of them are even sewing related... Enjoy your read through of this newsletter and then mark your calendars so you can plan to attend and have fun. Yes, we are at the point where we need to use calendars to organize our busy days and not just to remind ourselves of what day it is. Life is opening up slowly (sort of like our Spring this year) and things are happening again.

I hope as the busyness of life builds up, we will take with us the lessons from the last couple

of years. To truly remember what is important – people and our relationship with them – and to choose carefully what we will invest our time in for we are not guaranteed a future.

Choose and create a beautiful life for yourself so that it can flow from you to others and continue to bless the world as we know it.

Please enjoy the rest of the newsletter. It has been crafted and created with you in mind to help inform

and inspire you. Thank you so much to the ladies and gentlemen who take the time and create this for us every month. You are appreciated.

Time for me to get this off to Kay so she can get the newsletter started. Be blessed everyone, and choose to be a blessing to yourself and those around you. See you at either the next Sew Day or our May meeting. Back to dealing with cutting up scraps for me. I am getting a good size pile of the 2 x 3.5 inch rectangles, the blocks and quilts made from these are going to be pretty! Take care and have a great month.

We need you to continue to have a growing, vibrant, and interesting Guild that is there for us to expand our craft.

Quilter in Outer Space

In our January 2021 newsletter, I posted an article about Karen Nyberg. She is an astronaut who quilts, and she did a little project while in space. I will repost the link to that video below.

The update I want to share with you is that now retired Karen is launching a new fabric line inspired by her views of Earth from Space. The title link has a preview of her fabrics. It's so cool when science and art come together. [How do Astronauts Quilt in Space? Video Link](#)



Sew Days - Jacqueline H

Who knew we would have 46 ZOOM Sew Days during these past few years? Forty-one of the Sew Days had draws. Our latest winners were: SD 33 - Holly, SD 34 - Mary Lou, SD 35 - Marilyn, SD 36 did not have a guild draw as Appleseed Quilt Shop held their own draws, SD 37 - Peg, SD 38 - Joanne, SD 39 - Nora, SD 40 - Peg, SD 41 - Sandy Mac.

Please visit the website for the most up-to-date listings of our upcoming Sew Days.

Looking forward to seeing you all at our next series of SEW SOCIALS!

Link Box

FYI - Clicking on the blue title box of an article will take you to its associated webpage.



Brant Heritage Quilters Guild presents ...

Once Upon a Quilt



FEATURED ARTIST: JUDY TAYLOR

Judy Taylor, a lifetime sewist, has been quilting since first taking lessons in 1996. In 2009, Judy became a member of BHQG and through workshops has shared her talents with other Guild members.

Quilt Expo 2022

General Admission: \$7.00 Children Under 12 Free

Friday September 30th - 10 am to 7 pm & Saturday October 1st - 10 am to 4 pm
Best Western Plus - 19 Holiday Drive - Brantford, Ontario

Quilt Display - Quiltique - Tombola - Vendors - Special Displays - Opportunity Quilts
Welcome Hallway Display - Door Prizes

www.brantheritagequiltersguild.com



Attention Guild Members!

It's hard to believe, but there is an upcoming LIVE quilt show opportunity available.

The 2022 Expo will be held at the Brant Park Inn in Brantford.

This event is being organized by the Brant Heritage Quilters' Guild.

For more details, click on the poster to reach the Guild's website.

HST Trimming

If you have a lot of HSTs to trim, you may find this little shortcut worth checking out.

As a bonus, the author also provides instructions for a lovely block that works out to be a sweet pattern.

I'm always fascinated by how versatile HSTs are and the creative ways people use them.

Looking for free paper piecing templates? In your browser, type "free foundation paper piecing templates." I found Lynne Goldsworthy's eight templates. I like the one called "Radiating Sunlight."



Join Our Next Guild Meeting

Our guild meets at 7:00 PM on the second Monday of every month from September to June.

If you are interested in following our newsletters, they are posted on the first Monday of every month of our guild year on our website under "Newsletters."

In-person meetings are currently suspended due to COVID-19's physical distancing requirements.

Until COVID-19 restrictions are lifted, members and pre-registered visitors will receive an email invitation to Zoom meetings. We look forward to you joining in and sharing at our virtual events. We have a great line-up of presentators scheduled for the months ahead. Be sure to save these dates to join in our meetings.

For more details about our guild, visit our [website](#). **Click for the following email links:**

[Guild Email](#)

[Show & Share](#)

[Mystery Quilt](#)

Upcoming Guild Meeting Dates

- May 9
- June 13 - Annual General Meeting



Photo: Red Cross quilting, Sarawak Women's Institute, 1944. Courtesy of The Grey Roots Achival Collection, Grey County, Ontario

Quilters Are Amazing Givers - A WWII Quilt Returns Home

Click on the photo above for the link to an amazing story of how past generations of quilters made a difference when called upon. I don't believe the quilt pictured is the one in the story, yet it is a wonderful example of how quilters step up when called up to help others in desperate need.

As a follow-up, one quilter, aged 98 at the time of the story, gives her perspective on the war effort in this article.

Pictured is Phyllis Vanhorne in her Kingston, Ontario sewing room. Her incredible contributions to the war effort and beyond are amazing achievements.

Click on her photo to reach the webpage with her story. We need to honor and cherish these past quilters, and preserve their quilts, too.





May 9 Zoom Guild Meeting - Lina S

Speaker: **Susan Madu** | Topic: **Blended Modern**

Susan Madu is a CPA by day and a passionate creator and quilter by night. Susan has been quilting for over 25 years and garment sewing since she could reach up to a sewing machine.

Susan is never without a sketchbook or some project in her hands. Her quilting has evolved from making quilts from commercial patterns to designing her own patterns under the Modern Blended Quilts banner. Susan's patterns appeal to both traditional and modern quilters alike. A central theme of Susan's patterns is blending together elements of traditional and modern quilting.

Susan teaches regularly and has been described as a knowledgeable instructor that takes great joy in sharing techniques and tips to help class participants be successful in their quilting projects. Susan shares her insights with humor from the perspective of having learned the hard way what not to do – "Ask me how I know!"

Susan has designed over 20 patterns and one of her innovative techniques in her pattern "Bright Squares" has been included in Studio 180 Design Ltd's Designer Gallery. Building our quilting community and supporting local quilt shops are important to Susan. Given this, her patterns can only be found in your local quilt shop. Susan's patterns are available to local quilt shops by her Canadian Distributor - Erie Quilt Art.

To reach Susan's blog and peruse through the patterns she has created, click on the photo to the left. You can also view her gallery and pick up some ideas from the Tips & Tricks section of her blog page.



Other Social Media Connections

- modernblendedquilts@gmail.com
- [@modernblendedquilts](https://www.instagram.com/modernblendedquilts)
- [Facebook: Modern Blended Quilts](https://www.facebook.com/ModernBlendedQuilts)
- [Blog at amodernblend@blogspot.com](http://amodernblend.blogspot.com)



Open Executive Positions for 2022-2023 - Sharon M

The Durham Trillium Quilters' Guild is recruiting new members for its 2022-2023 Executive.

You are invited to be part of our dynamic team that plans the overall guild program to enlighten, entertain, and inspire our group. We are only as successful as our members' involvement.

Over the last two years, we have been meeting virtually providing guild meetings with excellent guest speakers, Sew Days, and executive meetings. Our hope is to

get back to in-person guild gatherings with the executive meetings remaining virtual.

The goals of our guild are achieved by having an executive in place and people who are committed to achieving them. Each member is important and we all have skills and resources to contribute. Each person brings unique talents to the table which adds value to our organization.

Please review the outlined positions that need to be filled for

the 2022-23 guild year and consider your availability to share your valuable talents with your fellow quilters. Please consider being part of the team that makes things happen for our guild.

You can express your interest by contacting Sharon M or Laura B at dtqguild@gmail.com. We would be happy to have a conversation with you to answer any questions and review the scope of the position that interests you.

Keep on showing up. Keep on seeing the good. Keep on being mindful.

Keep on helping. Keep on trying. Keep on hoping. Keep on giving back.

Keep paying it forward. Keep on being the light. Keep on shining. Keep on loving.

Keep on caring. Keep on smiling. Keep on.

-- Rachel Marie Martin



Photo Credit: Austin Chan on Unsplash

Open Executive Positions

Guild Officer

- Vice President

Voting Executive

- Newsletter
- Website

Non-voting Executive

- Membership Assistant

Our Durham Trillium Quilters' Guild Goals

- Enhance the knowledge of quilting
- Preserve quilting as an art form
- Establish, maintain, and upgrade quilting standards
- Exchange ideas and methods
- Participate in community projects

Proposed 2022-2023 Executive Committee

Guild Officers

- President • Laura B
- Vice President • **OPEN**
- Secretary • Debbie W
- Treasurer • Maureen E
- Past President • Debbie K

Voting Executive

- Block of the Month • **Pending**
- Community Outreach • Maria S
- Library • Maria S
- Membership • Grace R
- Newsletter • **OPEN**
- Program • **Pending**
- Publicity & Ads • Susan S
- Retreats • Holly P
- Show & Share • Peggy G
- Website • **OPEN**
- Workshops • Jacqueline H & Sew Days

Non-voting Executive

- Chance Draw • Barbara S
- Community • Andrew S,
- Outreach • Diana S,
- Helper(s) • Pam T
- Fabric Basket • Jacqueline H & Retta H
- Fabric Switch • **Pending**
- Library • Janet H
- Assistant
- Membership • **OPEN**
- Assistant



Photo Credit: Ian Schneider on Unsplash



Vice President

We are looking for an individual who has leadership skills and is excited about our guild's goals.

This candidate needs to be willing to spend two years in the Vice President (VP) role to then move into the President's role, and finally, move into the Past President position (two years in each position).

As VP, you will assist the current President as required, including coordinating facilities for all meetings and special projects, organizing greeters for meetings, and new member orientation. The VP is also a member of the Nomination Committee.

Newsletter

Are you a communicator? Do you enjoy desktop publishing?

This person will set deadlines for convenors who contribute content to our guild's newsletter monthly. Once all is received, the fun begins!

Including the artwork from the Advertising convenor, the newsletter is created to keep our members informed of all the opportunities our guild provides.

The newsletter is also submitted to the Website convenor to have it uploaded for members to access.

Members are notified via email when the newsletter is available online.

Membership Assistant

The Assistant to the Membership convenor would do just that - assist the Membership convenor as needed.

This may include helping at the membership desk, compiling a membership list, providing new members with name badges and documents that tell them about our guild. You would also become the Membership convenor next year.

Website

The Website convenor is responsible for maintaining the guild's website. The convenor is also responsible for adding new features as approved by the executive.

You need to be able to create and edit documents on the computer. The website platform is provided, but the knowledge of editing documents in a word processor or other program will assist you in editing the website.



Happy Mother's Day

We've arrived at that special day for moms this month. In celebration of Mother's Day, here are some ideas that you can quickly put together to show your darling Mom just how much you appreciate her.

More Inspiration

If you have more than one mom to spoil, here is another collection of ideas to inspire your creativity and help you demonstrate your love for the special women in your life. Or, you could just pick something to make for yourself, too.

President's Challenge & Fabric Basket Drop-off Dates - Jacqueline H

Woot! Woot!! We have TWO, yes count them, TWO drop-off dates for the fabric scraps that are at least the SIZE of your OUTSTRETCHED hand!

We are hoping that over the past few months you may have been able to sort some of your scraps by colour. This sorting will make it easier for us to use these donated pieces in crumb blocks and scrappy quilts for charity.

The drop off dates and times are:


- Friday, May 27 from 7:00 PM – 9:00 PM in the back parking lot of the Kingsview United Church at the corner



shared by silversurfers.com

- of Wilson and Adelaide in Oshawa.
 - Friday, June 10 between 7:00 PM – 9:00 PM in the back parking lot of the Kingsview United Church at the corner of Wilson and Adelaide.
- Dog bag scraps are NOT being collected at this time.
- Again, please try and sort your fabric basket pieces into colour groupings.
- If those dates don't work for you, please contact a friend who is planning on dropping off their

President's Challenge Crumb Blocks and arrange for them to hand yours in as well.





Quilters' Getaway Mystery - Kate H

Wow, we're really rolling along. I see blocks in all of our futures. Blocks will turn into quilts, and sew on, and sew on...

Posts on the Facebook group have slowed down a bit with the warmer weather, except for this past week. Colour choices are spectacular as you will see in the slide show at our guild meeting.

Those of us sewing with dark backgrounds have been challenged, but are rising above and meeting that complication. I'm looking forward to some extraordinary finishes this year.

Photos for submission are due by May 2, 2022 to be included in the online presentation.

Remember only one photo per installment is needed! Our prize this month is a \$10 gift card from Annie's Quilt Shop in Newcastle.

Interesting in joining now that you can see the mystery coming together? There's still loads of time to catch up! You have all summer to get it pieced, quilted, bound and labelled for the October in-person (we hope) meeting. Easy peasy!

Remember for this year's mystery, to be eligible for the grand prize of \$50 your quilt must be quilted, bound AND labelled! You would be all ready to hang your masterpiece in our next quilt show.

Send your photos to:
dtqgmystery@gmail.com

Retreats - Holly P & Diane D

We had a very fun and successful retreat. Thank you to the members who attended our retreat at Elim Lodge and everyone who contributed to our auctions. We raised \$728.00 plus a donation of \$100.00 from Carol S, Jennifer A's mother for a total of \$828.00.

We are planning two Fall Retreats:

- Home Sew Sweet Retreat at Club Loreley from September 30 – October 2, 2022
- November 3 – 6, 2022 at Elim Lodge

More information will follow.



Upcoming In-person Sew Days - Jacqueline H

There will be TWO in-person Sew Days coming up in the next six weeks for those interested in getting together.

Mark these important dates in your calendar if you wish to attend.

When: Saturday, May 28 and Saturday, June 11

Time: 8:00 AM - 4:00 PM

Where: Kingsview United Church at the Corner of Wilson and Adelaide in Oshawa

Cost: Each Saturday session is \$15. Payment will be available via e-transfer once registration is open on our website. You will be notified by email when this is ready.

Setup Time: On Friday, May 27, and Friday, June 10, participants can arrive between 7:00 PM and 9:00 PM to set up their machines. There is no sewing at this time. There is no charge.

Welsh Quilting

Instagram has opened a new world for Welsh quilting. Find out more about the fascinating quilts that were once considered worthless, and now are highly valued and sought after.

What the Guild will Bring:

- Coffee, tea
- Ironing boards, irons
- Sewing tables
- Extension cords, etc.

What You Should Bring:

- Your fabric basket hand sized scrap donations sorted into colour groupings if possible
- Your President's Challenge Crumb Blocks
- A bagged lunch, plus something for the snack table (if you feel comfortable sharing)
- Plenty of water
- Your sewing projects

What to Expect:

A fully vaccinated bunch of like-minded friends who are wearing their masks during the event. We will ask that you spend "about" one hour of your day helping us with the sorting of the fabric basket donations and making some blocks if time permits.

Quilting Bee Memories

The Golden Age Centre continues to hold quilting bees where quilts are lovingly and very carefully handstitched together.

I imagine such a gathering is a wonderful experience in friendship, cooperation, purpose, and satisfaction. Quilting methods have changed, but the end result is still a covering made with love.

QUILTING IS MY SUPERPOWER



Squaring Up Bad Blocks

I'm sure we've all been there. Despite best efforts, there always that problem block that does not do what it is supposed to do.

I have quickly learned not to be hasty to start trimming to fix things, because that tends to just make things much worse.

Here's a great tutorial by Rachel Rossi that reviews the issue of adjusting a block that is too big or too small and how to reorient it to make it fit smoothly into your overall quilt design.

Her methodical approach makes sense, and helps guide that rogue block into place.



**Next
Show & Share
Deadline**

**Friday,
May 6**



Show & Share - Peggy G

As we continue with our monthly tradition of Show & Share, our guild members love to see everyone's finished (or unfinished) projects. It is inspiring to see the work done by everyone and fun to hear the stories on the process and the history/meaning of the various quilts and projects.

As we continue with virtual meetings, I will continue with having you submit photos of your projects in advance of the meeting.

Please send photos of your Show & Share projects to dtqgShowNShare@gmail.com instead of the regular guild email. For our next guild meeting, please have these sent by 9:00 PM, May 6, 2022, to allow time to get them into my presentation.

Please remember to:

- send one email per quilt/project
- include "Show & Share" in the email subject
- include the name of the person submitting the quilt (I can't always tell from the email address, I will make it up a name if I can't tell)
- please only send a maximum of 2-3 photos per quilt/project

You can send as many project emails as you like, but if there are a lot submitted, I will limit displayed projects to two per person. So, if submitting more than two projects, please indicate your preferred two or I will just randomly select them. Note that speaking about the quilts will be limited to one minute per quilt at the meeting. Don't forget - each submission qualifies for the monthly draw. I'm looking forward to receiving photos of your beautiful and inspiring projects.

Cheating HSTs

This YouTube video has a simple method to use up extra HSTs for a small project like a pillowtop. It's so easy, it seems like cheating.

Whimsical Appliqué

In this YouTube video, learn about a Stitch-in-Flip technique used to create really sweet applique projects. What's fun is how quickly it comes together.

Replacing a Block

What do you do when a block gets stitched into your quilt top the wrong way? Watch this YouTube video for expert advice on how to fix this dilemma.

Leftover Binding

If you've run out of ideas on how to use up your leftover binding, perhaps this article will jog some new ideas for you. There are some storage tips here as well.

Baste on Ironing Board

Here's an interesting method to sandwich your quilt. Paula Storm bastes her quilts on her ironing board. Check out the YouTube video to see her technique.

Rotary Cutting Tips

Speed and accuracy don't seem possible when rotary cutting your fabric. However, Nancy Roelfsema has some great advice to make the process faster.



Upcoming Zoom Sew Days

Mark your calendar to be sure and schedule some quality sewing time with your guild friends. Here are the online sew dates for the next two months:

- **Monday, May 16** | 9:00 AM - 12:00 PM & 7:00 PM - 10:00 PM
- **Tuesday, May 31** | 9:00 AM - 12:00 PM & 7:00 PM - 10:00 PM
- **Sunday, June 12** | 1:00 PM - 4:00 PM

Me to My Mom: **“Raising Teens is hard. When did you stop worrying about me?”**
My 80-year-old Mom: **“Well, hasn’t happened yet.”**

Community Quilts - Maria S, Andrew S, Pam T, Diana S

Thank you so much to the members who completed quilts for the guild’s Community Quilts program.

At April’s Elim Retreat, we received quilts, flimsies and blocks from the following members: Susan M, Sandra M, Barbara S, Angie S and sorry, there might have been others that I have missed, but we appreciate all the work that all our members are doing.

The following are some pictures of the completed quilts:



Quilt by Angie S



Pieced by Caroline M, Quilted by Sandra F, Binding by Diana S



Quilt by Kate H



Quilt by Kate H



Quilt by Kate H



Quilt by Kate H



Quilt by Kate H



Quilt by Kate H



Quilt by Sandra F



Quilt by Sandra F



Pieced by Sherry F, Quilted by Sandra F, Binding by Diana S




Quilt by Ann D (retreat)



Anonymous



Quilt by Jana B-S





Advertise with Us


Email Contact:

dtqguild@gmail.com

Mail Address:


PO Box 30575
RPO Stevenson
King
Oshawa ON
L1J 8L8

Inquire about our rates for your quilting or sewing related business.



Annie's Quilt Shop
Fine Fabrics And Sew Much More


816 Regional Road 17 Newcastle, ON L1B 1L9
905-987-1779 / anniesquiltshop@gmail.com



Appleseed Quiltworks


Your Downtown Lindsay Quilt Store
100 Kent St W
Lindsay, ON
K9V 2Y4
Appleseedquilt.ca
705-324-0385

Helping you make memories one stitch at a time.



Chez Cheryl's

Longarm
Quilting Services
Quilts Made to Order



Cheryl Lorenz - Longarm Specialist
Oshawa Ontario
clorenz@live.ca - 416-985-3731



ARTISTICQUILTSWITHCOLORS.COM

Online store specializing in
Freespirits Fabric designer lines

KAFFE FASSETT
TIM HOLTZ
TULA PINK
ANNA MARIA HORNER
& MORE!

Ontario, Canada | 613-438-6665




Bolts & Bobbins

Quilting
In The Country

Donna Starr

384 Eden Rd
RR#1 Woodville, ON
705-374-4053
boltsandbobbins.com



Duckies Longarm Quilting & Embroidery

Renée Duckworth
289.675.4306
DuckiesQuilting@gmail.com

61 Thomas St
Oshawa, On L1H3W6
www.duckiesquilting.com



BERNINA
made to create

brother
at your side

@accuquilt

Philippa Skjaveland 

705.201.5262

Sales @
KawarthaQuiltingAndSewing.Com

1436 Highway 7A
Bethany, Ontario L0A 1A0

EASY ONLINE ORDERING




Allie Edwards

LONGARM QUILTING FUN

905 240 1487

21 Hartrick Place
Whitby, Ontario

Longarm Machine Quilting

laqf21@gmail.com
allie1448@gmail.com

Rick McBride
Quality Workmanship Guaranteed




McBride Sewing Machine Repair

Repairs to all makes and models

Cell: 416.670.4041
Shop: 905.620.1133
Toll Free: 1.877.620.1133
E-mail: dsmrpm@rogers.com

*Elna	*White
*Singer	*PEAFF
*Janome	*Kenmore
*Brother	*Bernina
*Babylock	*Husqvarna




Quilters Cupboard

202 Brock Street E.
Uxbridge, ON. L9P 1R3
905-862-0666
www.quilterscupboard.ca
kim@quilterscupboard.ca

Enjoy our many
Samples and Fabrics

Tues - Sat, 10 - 5
Thurs, evening till 7pm



A person who feels appreciated
will always do more
than what is expected.



**EVERY
CHILD
MATTERS**



That's SEW Neat Longarm Quilting

Professionally finished quilts

Quilts up to king size

Computer driven quilting gives precision to your creations

Smoke free home in North Oshawa

www.thatssewnecat.ca

Call or text 905-999-0026

Stephanie E Wilms, Owner and quilter



Longarm Sales/Service/Rentals/Education

We also stock a wide variety of longarm and quilting supplies

Threads
Rulers
Pantographs
Stencils

1621 McEwen Drive #37
Whitby, Ontario
L1N 9A5
905-435-8720

Find me on YouTube @ whirlsnswirlsquitting

Just Click

Click on any business card or advertisement for direct access to the company's website.

No copyright infringement intended on all posted materials.



Best in Show

This is one incredible quilt. The statement from the artist says, "I wanted to keep the beautiful flowers in my quilt forever. In particular, it took me a very long time to write the design. I sewed the flowers, being careful to choose the right fabric to make them look more realistic. I hope I can describe the stunning beauty of the flowers."

I think she has truly achieved her goal. It's even more astonishing when you realize she created this masterpiece using hand applique.

If you're interested in seeing Sachiko Chiba's interview at the 2021 International Quilt Festival, check out the link.

Scalloped Edges

Ready to try a different look for your quilt edges? Here's a YouTube video from Jenny Doan of the Missouri Quilt Company that explains how to finish your quilt with a beautiful scalloped edge, complete with bias binding. As always, Jenny makes the process manageable.

Cuddle Quilt Donations - Diana S

While our members strive to meet our mandate to create beautiful quilts to be distributed to those in need in Durham Region, finding recipients is not always as easy as you might think. So far this year, we have donated quilts to the following organizations:

- Community Care Durham
- Frontenac Youth Services
- Glen Hill Terrace LTC
- Joanne's House Emergency Youth Shelter
- Oshawa Fire Services
- Project Linus
- The Pregnancy Help Centre of Durham
- Ukrainian Refugees*
- Westminster United Church Outreach program

I have been told by the following organizations that they are not accepting/ have no need for quilts at this time:

- Bethesda House
- Denise House
- Extendicare
- Hearth Place
- Horizon House Women's Shelter
- Hillsdale Terrace

Do you have an organization for me to check out? A contact name and email is appreciated! Please get in touch with me.

* A local family I know is taking in five women and children



Live Quilt Show!

Another in-person quilt show is available.

The Hamilton Quilt Guild is hosting a quilt show on the first weekend in June. Click on the photo to reach the quilt show page on the guild's website.

Thanks Diana S, for letting us know about this event.



The Laws of Cat Quilting

- If it's not sewn down, chase it.
- If it's not pinned down, chew it.
- The closer you stay to a quilter's hands, the more gentle caresses you will elicit.
- Everything you step on is yours.
- Never neglect an opportunity to get in the way.
- If someone should try to pull the fabric out from under you, hold on tight.
- There has never been a quilt that hasn't been improved by a cat sleeping on it.
- A sewing basket is only as good as the number of cats that can crawl into it.
- Thread is always more fun when it's tangled around something.
- If it doesn't look right, sleep on it.

Hamilton Quilters' Guild
presents



WHEN?
Friday June 3rd
10am to 7pm

Saturday June 4th
10 am to 4pm

WHERE?
Ancaster Fairgrounds
630 Trinity Rd S
Jerseyville, ON
L0R1R0

**Admission \$10
Cash Only**

**Everyone is
Welcome!**

www.hamiltonquiltguild.ca

Time Saving Quilt Hacks

Isn't it fun to find faster ways of getting things done? Here are about 20 quilting hacks that will help save you time in your sewing room. I bet some of you have already figured out some of these ideas, you smart cookies...

Straighten Curved Strips

Laura Nownes has a great way to "uncurve" your strips when you've joined them together. Check out her YouTube video.

Quilt Tours

Well, it seems like the world is putting Covid behind and moving on with life. Edna Carroll is organizing three different quilt tours:

- Missouri Star Quilt Company
- Quilt Cruise for 2023
- The Birmingham Quilt Festival in Britain

Check out her website for details.



**Next newsletter
submission deadline:
May 30
9:00 AM**

Newsletter submissions MUST be sent as WORD documents via email to the Editor by the posted deadline. Her email address is available on our guild's membership roster.