

JAN
2024



PATCHWORK PRESS

Newsletter for the Durham Trillium Quilters' Guild

Mail address:

PO Box 30575, RPO Stevenson King, Oshawa ON L1J 8L8

www.durhamtrilliumquiltersguild.ca

Email: dtqguild@gmail.com



President's Message:

Hello fellow quilters.

Happy New Year. I hope everyone had a lovely holiday break and nice visiting with family and friends and/or nice downtime to relax. Strange holiday weather we had – I don't recall a recent December holiday that was so warm! Nothing like the snowstorm of last year! We actually had fog on Christmas since it was so warm!

For those who couldn't attend, we missed you at the December meeting. It went well and the catered dinner was delicious! It was so nice to get together with fellow quilters and eat good food and celebrated. Remember, for the next 3 months (January, February, and March) we will be meeting via Zoom to avoid winter driving hazards. The Zoom meeting invitation will be emailed to members before each meeting. Be sure to check out later in the newsletter for information on how to submit your show-n-share quilt photos.

Wishing everyone a Safe and Happy 2024.

Hope to see you all on Zoom on Monday January 8!

Laura B., President



Vice President's Message:

Happy New Year everyone! May 2024 be full of good health and happiness.

Debbie W.

Vice President



Past President:

Good day my wonderful quilting friends I hope you had a wonderful holiday season, and that this brand-new year brings you lots of joy, anticipation of new projects being started, and old older ones being completed thus filling your heart with joy.

Today is a grey windy day but a day also filled with lots of hope. It is going to be a great day to get down into my sewing room and finish finding places for all the stuff I pulled out in reorganizing the rest of my room. Hopefully with putting things away I will find my computer. We had a where's Waldo yesterday on the sewing zoom call as I showed people what my cutting table looked like. Nobody could spot the computer so today I learn how to do something new, and I am voice recording on my phone this article because Diane needs the article ASAP so she can get the newsletter out. I appreciate you Diane. I also appreciate that there are technologies out there that make our lives easier and better most of the time.

And I just figured out how to go back to the keyboard on my phone. Gee, learning so many new things today! Speaking of learning new things, I am looking forward to starting to use the patterns I finally got up on my newly installed pegboard wall in my sewing room. So nice to be able to see them and easily access them. Once I get the cutting tables cleared (and finish clearing the rest of my floor) I am looking forward to creating some new type of quilts in the future.

I hope that everyone is doing well and that your 2024 year will be filled with joy, creativity, and love.

There are a few of our members who are going through tough times right now, so I send you as much strength and love as you need. Know that you are cared for and you are surrounded by love.


I am looking forward to Monday night and seeing everyone on our Zoom Guild meeting. Our speaker sounds like an amazing lady and someone who will inspire us to keep creating our wonderful quilts. Great thing about being a slide presentation we can all easily see the beautiful work up close.

I hope that you and those you care about are all well and you are enjoying this wonderful quilting weather. So much easier to stay inside and work on our quilts when the weather is not warm and sunny.

Be blessed, see you Monday Jan 8, 2024, and until then have lots of quilting fun.

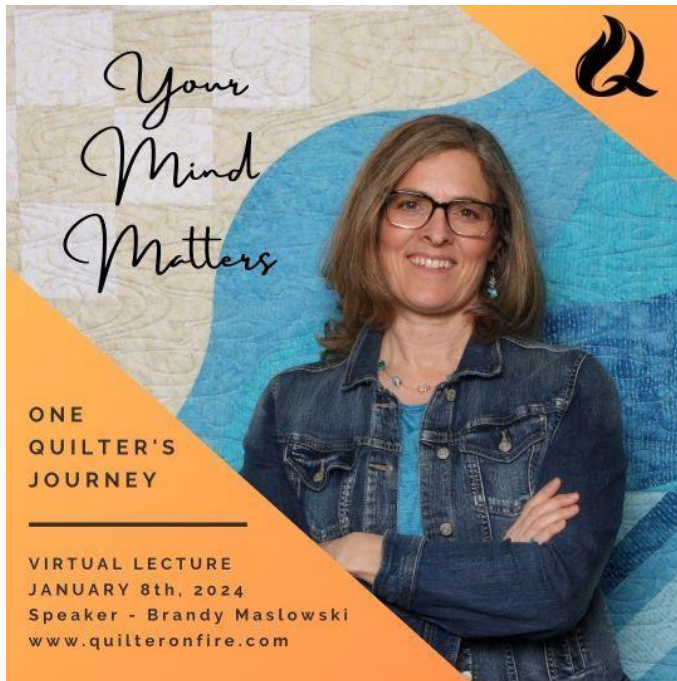
Debbie K.

Past President



Program:

Happy New Year! Our kickoff to 2024 will be Brandy Maslowski, Quilter on Fire, for her presentation 'A Quilter's Journey'



Look forward to seeing you at the meeting!

Kate H



Quilt Block of the Month:

2023-2024 Block of the Month

Happy New Year fellow quilters! Wow a new year already, many projects are now behind us with many more coming up. Hope you all had a very successful 2023 and you are starting 2024 in a good place. So, for January 2024 can you please send me pictures of your December completed blocks, and any other completed blocks not previously shown, by the Friday before our virtual meeting and I will put together a slide show (fingers crossed, haven't done one since retiring) to be shown during the meeting. Your name will be placed in an envelope, one entry for each block submitted, to be drawn at our first in person meeting. I will also present to you the next block pattern(s). I've had to brush off some long unused skills for a couple of the blocks, so I hope you are enjoying what I have shared with you so far, as there is more to come. Happy 2024!

Sandy Mac



Sew Day Social Convenor: (all ZOOM SEW days are listed on the DTQG website for your convenience)

Upcoming Sew Days are:

Sunday January 14th 1-4 pm

Friday January 26th 1-4 and 7-10 pm

Sunday February 4th 1-4 pm

Our latest Sew Day winners were Sew Day #100 Sharron C #102 Diana H #103 Joann B

Yours in Sew Day Fun,

Jacqueline H.



Fabric Basket:



Fabric Basket:

Woo Wee! I have 5 sets of crumb scrap blocks available. Do you have a shortage of projects and need one to keep you busy over the winter? I have a friend who was downsizing (not from our guild) and she had these 5 bags of crumb quilt blocks. Please contact me (Jacqueline H) if you would like me to put your name on one of the bags. PS... I am down in the Whitby/Oshawa area quite regularly and perhaps could make a door drop to your house:)

When you are doing a winter clean out of your sewing room, please keep in mind the following:

DTQG SCRAP DEFINITION: A scrap is a piece of fabric BIGGER than your outstretched hand. It should be at least as wide as your palm.

So please adhere to the definition of quilt scrap for the fabric basket. If it does not fit this definition, you should consider cutting it up for dog beds for the SPCA.

Yours in Scraps,

Jacqueline H and Retta H



Library:

Thank you for stopping by to visit the library at our December meeting. Please let us know if there are any books that you would like us to purchase for the library and we will try to have them for the April meeting.

Barbara and Susan

Your Library Convenors



Membership:

Welcome to 2024!! A new year has begun. I trust everyone enjoyed the holidays and are ready for the balance of our Guild year.

If you have not received the full membership listing, you will be receiving it shortly. Please note, it is to be used for Guild purposes only.

As a reminder, name tags are to be worn at each guild meeting, if they are forgotten, we ask that you pay a \$1 fee. If you have lost your name tag and request a new one, the cost is currently \$13.30.

I look forward to seeing everyone at our next meeting which will be on zoom.

Happy New Year Everyone



Diana H

Membership Convenor

Social:



Many of us enjoyed a delicious turkey dinner before our December Guild meeting. On January 8th grab your snack, your coffee cup and join us on Zoom for an interesting presentation.

Grace R.

Social Convenor



Retreats:

Welcome to 2024!! A new year has begun.

Elim Lodge is a Go!!!!!!!!!!!!!! April 11 to April 14th Mark your Calendars. Make your Deposits.

The sign up has begun, get your registration forms in before it's too late, we have a limited number of spots, so don't be surprised and disappointed when we are all filled up!! Registration forms are available on the Guild web site Retreats (durhamtrilliumquiltersguild.ca) be sure to go down to the bottom half of the page and click on "CLICK HERE TO REGISTER FOR THE ELIM RETREAT" this will ensure that you are registered. Providing payment is not sufficient, the details on the registration form are required to complete your registration.

We are thrilled and excited to be able to bring the availability of the Spring Retreat to you again this year.

Diana H and Sandy Mac

Spring Retreat Convenors



Show and Share:

For the January 2024 virtual meeting, please send photos of your projects in advance of the meeting.

Please send photos of your Show & Share projects to dtqgShowNShare@gmail.com instead of the regular guild email. For the January meeting, please have these sent by 9:00PM, Saturday January 8th, to allow time to get them in my presentation.

Please remember to:

- Send one email per quilt/project
- Include “Show & Share” in the email subject
- Include the name of the person submitting the quilt (I can’t always tell from the email address; I will make it up a name if I can’t tell)
- Please only send a maximum of 2 photos per quilt/project

You can send as many project emails as you like, but if there are a lot submitted, I will limit displayed projects to three per person. So, if submitting more than 3 projects, please indicate your preferred 3 or I will just randomly select them. Note that speaking of the quilts will be limited to one minute per quilt at the meeting. Don’t forget....each submission qualifies for the monthly draw. I’m looking forward to receiving your photos.

Peggy G



Newsletter:

I hope everyone had a great Christmas and celebrated the incoming 2024 new year. Health and happiness to everyone and your families. If anyone has anything to be put in the newsletter, please feel free to send it to me.

Happy New Year!

Diane D.

Your Newsletter Convenor

Workshop News.

Your Workshop Team is looking at a date and location for a workshop in late April. We will have further information for you in our next newsletter.

Workshop convener,

Grace R.



Fabric Exchange 2022-2023

Just a reminder that the December colour for the Fabric Exchange is Green. Because we will be meeting virtually for January, February, and March, would you please also bring your Yellow, Red and Pink blocks for these months. I must say the colours for the last two months have been great.

OCTOBER – ORANGE

NOVEMBER – BLUE

DECEMBER – RED

JANUARY – GREEN

FEBRUARY – PINK

MARCH – TURQUOISE

APRIL – PURPLE

MAY – YELLOW



Community Outreach: This Photo by Unknown

Wow, what a great meeting we had in December! We had 16 completed projects handed in and 17 projects to complete handed out at the meeting. You guys are amazing.

At our December guild meeting we received completed quilts from members of the guild. Thank you to Carolyn L, Kathy D, Mary Lou H, Judy B, Robyn W and Katherine J for their completed projects. In addition, our President brought in the quilts completed at the Whirls and Swirls Sew day. These were simply amazing finishes.

Our Community Outreach group will be gathering in late January to sort out projects on hand to make them into complete kits for distribution. We will be organizing the fabric currently residing at our storage site and making up kits from that fabric. Our main focus will be to keep the supply of projects coming out to the members.

We have scheduled a workday on Sunday, January 28 from 10-4 and are looking for a few additional helpers. If you are interested, please contact me through the guild email, or give me a call. Once that day is completed, we expect to have additional kits for distribution. As we are meeting virtually until April, you can drop off/pick up kits, quilt tops or fabrics directly from my home in Oshawa. I will have a 'receiving bin' at my house so you can come anytime. If you wish to pick up a kit, I will leave it in the bin for you. Kind of like porch pick up, but no money will change hands.

Please enjoy the photos of the most recent quilts handed in, and again thank you to everyone for your support of this program. We can't do it without the support of the membership.

Your Community Outreach Team: Kate, Lyne, Carolyn, Sharon, Diane W, Diane D, and Dorothy.







Kate H.



SHOW NEWS:

Quilt Show Updates:

Quilt Show Updates:

- 1) Get ready for the Quilt show Challenge. Diana S will explain the challenge again at the Guild meeting. The challenge will start in January. Full written details will be shared at the January meeting and will be housed on the website.
- 2) The “Get it done... UFO” activity had 30 members happily working on their project #4. The prize bag had another lucky winner this month. Note: We will not be rolling the dice again until the February meeting. The roll could be a 2, 3, 5 or 6! So be ready. You will have to take a picture and send it in to me for the March Meeting.
- 3) Members – thank you so much for your donations to the Boutique for our Quilt Show next year. The variety, colours, quantity is just blowing us away. Thank you for your generosity – our Guild is full of heart.

Again, the “Celebration of Quilting” show details are.

Where: Forestbrook Church, 60 Kearney Drive Ajax

When: Thursday Oct 17, 2024 (set up day)

Friday Oct 18th show day #1, and Saturday October 19th show day #2

Always remember to be nice, kind, and helpfulness,

From Your 2024 Show Chair, Jacqueline H

Announcements:

CQA News:

Happy New Year everyone!

From the quilting table of Patricia K. CQA Central Ontario Regional Rep January 2024



QUILT SHOWS COMING SOON:

We invite you to

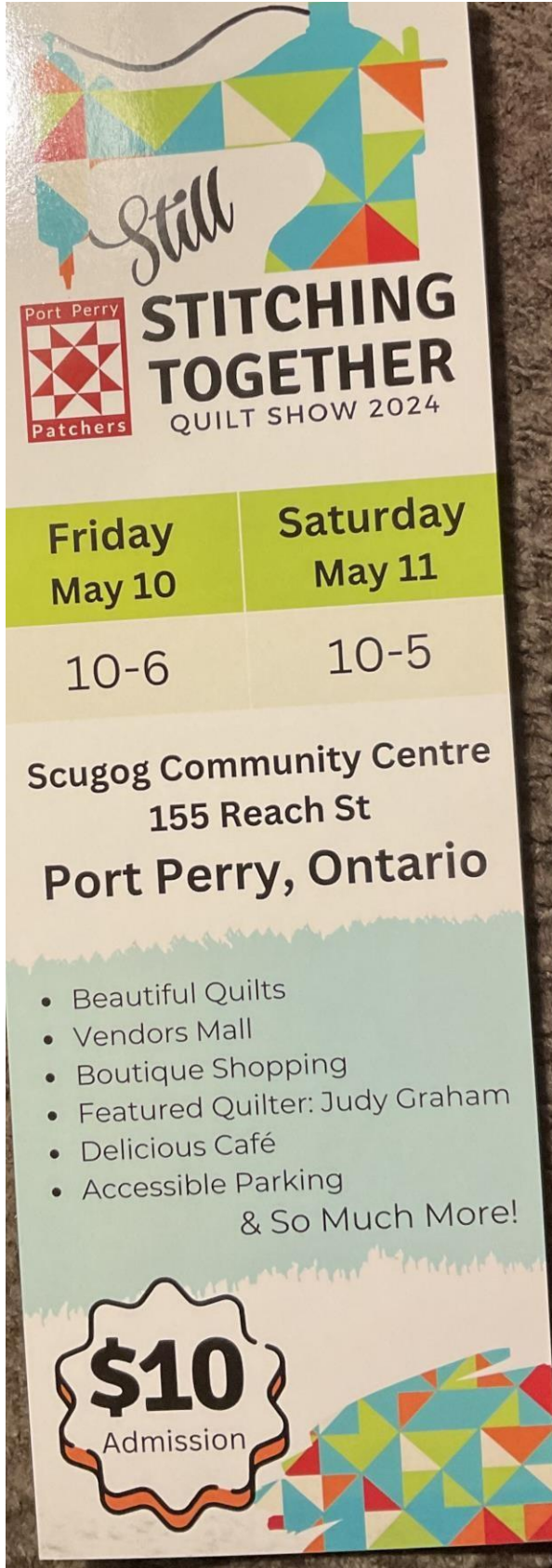


Date: Friday April 19, 2024, to Saturday April 20, 2024

Location: Operating Engineers Banquet Hall
2245 Speers Rd, Oakville

Admission: \$10

- Over 150 quilts
- Raffle quilt
- Vendors
- Members' Boutique
- Demonstrations



The poster features a colorful geometric quilt pattern in shades of blue, green, orange, and red. At the top, the word "Still" is written in a cursive font. Below it, the "Port Perry Patchers" logo is displayed, consisting of a red and white quilt square design. The main title "STITCHING TOGETHER" is in large, bold, black letters, with "QUILT SHOW 2024" underneath. The event dates and times are listed in a table format. The location is "Scugog Community Centre, 155 Reach St, Port Perry, Ontario". A list of activities includes "Beautiful Quilts", "Vendors Mall", "Boutique Shopping", "Featured Quilter: Judy Graham", "Delicious Café", and "Accessible Parking & So Much More!". A price tag graphic indicates "\$10 Admission".

Still
Port Perry Patchers
STITCHING TOGETHER
QUILT SHOW 2024

Friday May 10	Saturday May 11
10-6	10-5

Scugog Community Centre
155 Reach St
Port Perry, Ontario

- Beautiful Quilts
- Vendors Mall
- Boutique Shopping
- Featured Quilter: Judy Graham
- Delicious Café
- Accessible Parking

& So Much More!

\$10
Admission



Advertising:

Quilting Stores:

A circular embroidery hoop containing text for Kimat Designs. The hoop is surrounded by various quilting supplies like colorful threads, a thimble, and a needle. The text inside the hoop reads:

Celebrating
— 25 YEARS —
Kimat Designs
www.kimatdesigns.com
Shop In Store or Online
For all your Stitching Supplies

Kimat Designs



**Specializing in Custom
Framing Needlework &
Embroidery**

(905) 666-5996
kimatdesigns@rogers.com

(905) 987-1779
anniesquiltshop@gmail.com

@anniesquiltshop
anniesquiltshop.ca

6 Station St. Unit B
Orono L0B 1M0



Embellish

DRAPERY & BLINDS • FABRIC & NOTIONS

Your local source for all your fabric, quilting, decor, and fashion sewing needs. Visit our new location at **975 Elgin St W** in Cobourg, or shop online.

embellish.ca   905-373-0983

PFAFF Perfection starts here.™ We're excited to be an authorized PFAFF® dealer! Contact us for current prices and promotions.

Longarm Quilting:



Longarm Sales/Service/Rentals/Education

We also stock a wide variety of longarm and quilting supplies

Threads
Rulers
Pantographs
Stencils

1621 McEwen Drive #37
Whitby, Ontario
L1N 9A5
905-435-8720

Find me on YouTube @ whirlnswirlsquilting

Diana Houston

pleasantviewquilting@gmail.com

905-868-5894

www.pleasantviewquilting.ca

Complete your quilt tops by using
our longarm quilting services.



Starflower Quilting
Co.
Longarm Quilting
Services

CONTACT ME
Jennifer
Hartford
289-385-1843
starflowerquilting@gmail.com
www.starflowerquilting.com
Oshawa, Ontario




Sewing Machine Repairs:



NOW AT 110 MAIN ST N UXBRIDGE!
905-716-9775 www.sewtechcreate.ca

SEWING MACHINES
SALES • SERVICE • SUPPLIES • EDUCATION
and as of 2023: authorized **BERNINA**® dealer!



THAT'S ALL FOLKS!