

FEB
2024



PATCHWORK PRESS

Newsletter for the Durham Trillium Quilters' Guild

Mail address:

PO Box 30575, RPO Stevenson King, Oshawa ON L1J 8L8

www.durhamtrilliumquiltersguild.ca

Email: dtqguild@gmail.com



President's Message:

Unfortunately, Laura is ill and was not able to prepare an article for this month. She is hoping everyone will read the newsletter to get an update from all of the convenors for what is going on in your guild. She hopes everyone stays safe and if all goes well, she will see you all at the Zoom meeting on Monday February 12!

Laura B., President



Vice President's Message:

It's been a sad month for my family with the death of my brother-in-law. See everyone at the February zoom meeting. Stay well.

Debbie

Debbie W.

Vice President



Past President:

Good day my lovely quilting friends.

Wow, the first month of 2024 has flown by already! Did somebody wind the clock too tight? (for those of us who remember wind up clocks) Time is sure speeding by quickly and all those things we thought we had lots of time to get done are now at deadlines that cause us to get our rears in gear (or sewing

machines on superpower speed). Sending you the focus and energy you need to accomplish what is needing to be done while you also have the time to enjoy the process.

Speaking of time flying, there are a few people on our Executive that will finish their terms this June. We do need to find those wonderful people who are going to step up to fill in these vacancies on the Executive for the next term.

One of the positions becoming vacant is Program. Kate H is stepping down from that position and moving over to head up the Cuddle Quilt Program. She has already booked the first four months of the next year and will be passing on very comprehensive information on how to do the job. This is normally a two-year term on the Executive.

One of the other positions needing to be filled (and it is an essential one for us to continue on as a Guild) is the position of Vice President. Being Vice president is a 6-year commitment. 2 years as Vice, 2 years as President and 2 years as Past President. The roles are not onerous, but they are very important. As Vice you assist the President and basically have a 2-year apprenticeship for the role of President. As President you guide the Executive to create a Guild that follows the constitution to have an active and inspiring quilting experience for all. You are part of a large and cooperative team which takes a huge load off of your shoulders. Laura has also created many good templates during her time as President. This will help the new President run the Executive and Guild meetings smoothly and easily. Laura will also be there to help for another 2 years as Past President.


It is essential that we have someone become Vice President as without that position filled, we can not continue as a Guild. I am hoping by letting you know early in the year you will think about stepping forward and accepting the position as the Vice President. Please connect up with myself (Debbie K), Laura or Debbie W if you want more information about the position or if you wish to volunteer. Knowing ahead of the AGM would be a great relief for all of us as we will not have to stand up at the front and beg someone to take on the position.

Next month I will highlight a couple of the other positions that are becoming vacant. The two I have spoken about here have a direct and large impact on our Guild in every way. Please think about volunteering and know that you will have a great group of fellow quilters willing and able to help you.

Have a wonderful and productive day. Remember how time is flying and enjoy completing those projects. Take care, Debbie K.

Debbie K.

Past President



Program:

Program for February 2024 - Kate

Wow, wasn't Brandy Maslowski an amazing presentation for us in January? I have heard her speak many times and she truly is amazing and I pickup something new each time. Did you take notes? I did.

For our February zoom meeting we will be welcoming Vanessa Genier from Quilts for Survivors. She will be sharing her story on how her group came to be, it may be hard for some of us to hear, but I hope you will join in to hear her story.

March 2024, we welcome Kim Caskey from Edmonton who will be sharing the importance of quilt labels and why you need to put one on every quilt you make.

Look forward to seeing you at the meeting on Zoom!

Kate H



Quilt Block of the Month:

2023-2024 Block of the Month

Well, interesting weather for January, hope you got to spend time in your sewing room, if not actually sewing but at least playing with your fabric stash. Don't forget to send me pictures of your completed blocks by the Friday before our virtual meeting and I will put together a slide show to be shown during the meeting. Your name will be placed in an envelope, one entry for each block submitted, to be drawn at our first in person meeting, so far, I only have 2 names. I will also present to you the next block pattern(s). Enjoy. And don't forget, if you have issues, don't forget you can email me.

Sandy Mac



Sew Day Social Convenor: (all ZOOM SEW days are listed on the DTQG website for your convenience)

Upcoming Sew Days are:

Sunday February 4th 1-4 pm

February 29th 1-4 and 7-10 PM it is a BIRTHDAY BASH for our President Laura!

Our latest Sew Day winners were; Lina, Terri, and Sew Day #107 Judy B

Yours in Sew Day Fun,

Jacqueline H.



Fabric Basket:

Woo Wee! When you are doing a winter clean out of your sewing room, please keep in mind the DTQG SCRAP DEFINITION: A scrap is a piece of fabric BIGGER than your outstretched hand. It should be at least as wide as your palm.

So please adhere to the definition of quilt scrap for the fabric basket. If it does not fit this definition, you should consider cutting it up for dog beds for the SPCA.

Yours in Scraps,

Jacqueline H and Retta H



Library:

Sharon M. borrowed Farm Girl Vintage 2 by Lori Holt from our guild's library. Look at the charming and cheerful quilt that she made!



We would love to see photos of your projects that you have made from our library's books too!

Barbara S. and Susan S.

Your Library Convenors

Membership:



Happy February everyone, I trust everyone is enjoying all the wintery weather that we have been experiencing. Just think of all the time we get to spend in our sewing rooms to stay warm away from the snow and cold.

Now that the Membership listing has been sent out, if you find that there are changes to be made, please send me an email, or complete a new membership registration form from the website to let me know. I will update the membership listing so that the revised version that will be available in March has current information.

I look forward to seeing everyone at our next meeting which will be on zoom.

Diana H

Membership Convenor



Social:

Once again, we will be meeting on zoom. Get out your snacks and beverage of choice and join us for a wonderful meeting. See you there.

Grace R.

Social Convenor



Retreats:

Elim Lodge is a Come Up!!!!!!!!!!!!!! April 11 to April 14th Mark your Calendars. Make your Deposits. The sign up has begun, get your registration forms in before it's too late, we have a limited number of spots, so don't be surprised and disappointed when we are all filled up!!

Registration forms are available on the Guild web site [Retreats \(durhamtrilliumquiltersguild.ca\)](http://Retreats(durhamtrilliumquiltersguild.ca)) be sure to go down to the bottom half of the page and click on **"CLICK HERE TO REGISTER FOR THE ELIM RETREAT"** this will ensure that you are registered. Providing full payment is not required, half will save you a spot, the details on the **registration form** are **required** to complete your registration. At the time of the writing, we are already half full!! So please do not be disappointed, save your spot and book your spot now!

We are thrilled and excited to be able to bring the availability of the Spring Retreat to you again this year.

Diana H and Sandy Mac

Spring Retreat Convenors



Show and Share:

For the February 2024 virtual meeting, please send photos of your projects in advance of the meeting.

Please send photos of your Show & Share projects to dtqgShowNShare@gmail.com instead of the regular guild email. For the February meeting, please have these sent by 9:00PM, Saturday February 10, to allow time to get them in my presentation.

Please remember to:

- Send one email per quilt/project
- Include “Show & Share” in the email subject
- Include the name of the person submitting the quilt (I can’t always tell from the email address; I will make it up a name if I can’t tell)
- Please only send a maximum of 2 photos per quilt/project

You can send as many project emails as you like, but if there are a lot submitted, I will limit displayed projects to three per person. So, if submitting more than 3 projects, please indicate your preferred 3 or I will just randomly select them. Note that speaking of the quilts will be limited to one minute per quilt at the meeting. Don’t forget....each submission qualifies for the monthly draw. I’m looking forward to receiving your photos.

Peggy G

Newsletter:

Hope everyone is still reading the newsletter as it holds all the information you need for what is happening in our guild. Let’s hope Laura gets well soon. We will keep her in our thoughts and prayers.

Diane D.

Your Newsletter Convenor



Workshop News.

Your Workshop Team is looking at a date and location for a workshop in late April. We will have further information for you in our next newsletter.

Workshop convener,

Grace R.



Fabric Exchange 2022-2023

Just a reminder that the February colour for the Fabric Exchange is Pink. Because we will be meeting virtually for January, February, and March, we asked you to bring colours in December. We resume in-person meetings in April.

OCTOBER – ORANGE

NOVEMBER – BLUE

DECEMBER – RED

JANUARY – GREEN

FEBRUARY – PINK

MARCH – TURQUOISE

APRIL – PURPLE

MAY – YELLOW

Sharron C.

Community Outreach: This Photo by Unknown

Thanks to our members, we will be delivering completed 39 quilts to Children's Aid in the next week. The generosity of our members is outstanding, keep up the good work.



If any of you follow Whirls N Swirls Quilting on Facebook, you may have seen some of our member works being used in their training on Quiltpath. We delivered 13 quilts to Tracey a few weeks ago and they have been busy using our quilts in their training. Those quilts will be available to members who love to bind at our April meeting.

For those of you who make completed quilts for our program, we would be pleased to provide you with a label to add to the quilt when you are attaching the binding. Every quilt that is distributed to our community partners must have one of our labels on it before it's handed out. It would help us a lot to have the label attached before the quilt is handed in so we can turn them around faster to our community partners. We truly appreciate our member supporting our program.

Thank you to Kathy D. and Carolyn L. for handing in their completed projects this month. If anyone would like to drop off their completed projects while we are meeting virtually, send me an email to let me know. While I work full time, my front porch is always available for drop-offs.

Your community outreach team had a great workday on Sunday, January 28, 2024. We pulled all the bins from our storage unit and worked our way through the bins making up quilt top kits for assembly with some new patterns. We will have those kits ready for distribution at our next in-person meeting.

Additionally, we were able to pair up some kits that will need quilting/binding in various sizes. Check in with us at the April meeting.

I want to thank Judy B, Holly P. and Sharon M. for coming out to help us on the workday. These ladies are awesome to work with and they made our day go so smoothly and they worked their quilting tails off!!

Kate H.

Kudo Strips - are a way to share a celebratory event in your life with the guild. As "payment" for this, please bring a wof x 2 1/2-inch strip of fabric. Traditionally at our guild, these 'payments' were given to the President in order that they can make a quilt for community outreach or a donation quilt. Years ago, we upgraded this process so not to put the pressure on the President to make a quilt when they became Past President and all the 'strip payments' went directly to Community Outreach. These strips help Community Outreach in that we too, share in your good fortune. You share your good news story, and we make good use of your 'payment'. It's a win-win!

If you have come forward with a Kudo to share at the guild in the last year and have forgotten your 'fabric payment', your Community Outreach team will be collecting at the April 2024 in-person meeting. We like neutrals (white through creamy beige) as payment but will accept any colour really! You can simply drop off your 'arrears payment' at our table and we there will be no questions asked, and no judgements will be made. If you have multiple strips to donate, we also accept donations in uncut good quality quilting fabric as well. Just so you know, we are not keeping track of this in any way.

Thanks,

Kate

Your Community Outreach Team Leader

2024 Quilt Show news:

Quilt Show Updates: DTQG Celebration of Quilting 2024 Show (Featured Quilter: Jane Souch)

- 1) Get ready for the Quilt show Challenge. Diana S will again explain the challenge at the Guild meeting. The challenge will start in January. Full written details will be shared at the January meeting and will be housed on the website. The Show Challenge is a juried challenge!
- 2) The "Get it done... UFO" activity has 30 members eagerly awaiting the spinner to see if 2,3,5 or 6 will be the February Get It Done Project. Note: You will have to take a picture of your finished project and send it in to Jacqueline (see membership listing for email) for the March Meeting (It will be due by 9 am the day of the meeting), and remember to send it into show and share for the slideshow as well:)
- 3) As we enjoy our remote Guild meetings don't forget to work on your Boutique kits.

Your committee is busy planning kits for the spring.

Hard to believe that our quilt show is this year. So we need to step up our quilting

Boutique Chair, Joanne

4) The Quilt Show is not judged. The categories of items will be Bed size, lap quilts, wall quilts, and small quilted items. There will be a Viewers Choice Award. Ribbons will be given to Viewers Choice, 1st, 2nd, and 3rd place.

5) As you do January (which will lead into Spring Cleaning) of your quilt room, please put aside anything that you would like to donate to the Treasure Table (this is like a garage sale room, and raises funds for the Guild). Perhaps get together with a few girlfriends and decide who is going to deliver all of the items you are donating on Thursday October 17th (after 1 pm) to the Show Location (Forest Brooke Community Church, 60 Kearney Drive Ajax)

Remember to keep the dates of Thursday Oct 17th (set-up for the show), and Friday Oct 18th and Saturday Oct 19th available.

Yours in Quilting Stitches,

2024 Show Chair, Jacqueline

Again, the “Celebration of Quilting” show details are;

Where: Forestbrook Church, 60 Kearney Drive Ajax

When: Thursday Oct 17, 2024 (set up day)

Friday Oct 18th show day #1, and Saturday October 19th show day #2

Always remember to be nice, kind, and helpfulness,

From Your 2024 Show Chair, Jacqueline H

DTQG Celebration of Quilting 2024

Quilt Show Challenge

Each person who enters the Challenge will demonstrate their quilting skills as they “celebrate” themselves.

Each quilter is to use their three initials (first, middle and last name OR first, maiden and married name), in whatever order they choose.

One initial will be the main (50%) colour of your project.

One initial will be the pattern / block used.

One initial will be the quilting style / motif used.

Example : Diana Elizabeth Smith

E - emerald green as the main colour

D - Dresden plate as the block pattern

S - a stippling stitch as the quilting style

Size limitations: minimum - 12" x 18"

maximum - 24" x 36"

Entry fee: \$10.00

Prizes: 1st place, 60% of entry fees / 2nd place, 30% of entry fees / 3rd place, 10% of entry fees.

Start date: January 2024

Submission deadline: September 30th, 2024 at 5 pm.

(If you are unable to submit your entry at the September Guild meeting, please call Diana S. to arrange for drop off).

Announcements:

CQA News:

The winter solstice has now passed, and the days are getting longer. It is only recently that I've started to notice a shift in daylight with the sun setting later in the day. It has been an unusual winter with warmer than normal temperatures in some parts of the country and bone chilling temperatures in other parts. Regardless, it is the winter when I do most of my quilting. How about you? Although I am currently in Central Florida, it too has had a lousy winter; cold, wet, overcast. We have just turned the heat off a few days ago that has been on since before Christmas!

I also am a dressmaker and I have been sewing both garments and new quilt tops. I recently went to a quilt show in Lakeland, FL. There were 200 quilts on display in a variety of categories and this was a juried show. Although in the minority, there were still several quilts that were hand quilted which was lovely to see. I was very naughty checking out the vendors... some good deals were found.

Upcoming Quilt Shows

Is your quilt guild having a show this year? If so, do apply for a Guild Rosette from CQA. Application forms are on the CQA website. The Guild Rosette Invitational has returned; therefore, remember to submit a photograph of your winner with their quilt and Rosette award by December 31st, 2024. Your guild can email me your show information so that I can forward it to other Guilds in my Region to help

promote it. Many quilters love to be inspired by fellow quilters, as well as add new fabrics to their stash from the vendors.

Quilt Canada, Edmonton

Edmonton will be hosting this year's Quilt Canada June 19-22. If you are a CQA member, advance registration is available February 20th - March 5th, 2024. Registration for the General Public will open March 6th, 2024. There are many exciting workshops and lecturers which you can check out on the CQA website. This is a wonderful opportunity to expand your quilting skills.

Note the following dates for Quilt Canada submissions.

- ***NJS***: Submissions accepted Jan. 23rd - Feb. 16th, 2024
- ***2024 Youth Challenge***: Submissions accepted Feb.1st - April 30th, 2024
- ***Trend Tex Challenge***: Judged quilts accepted until April 30th, 2024. Quilt donation not to be judged but for the silent auction must be received by May 24th, 2024. Good luck to all participants!

CQA Mystery Quilt

Kathryn Wilson Tucker is the designer of the current CQA Oatmeal Raisin Mystery Quilt Along 2024. This is FREE! Months 1 and 2 have been revealed, so if you're interested in trying a Mystery Quilt it's not too late to join. Information is on the CQA website.

From the quilting table of Patricia K. CQA Central Ontario Regional Rep January 2024

We are Maria Moreno, the Programs and Tours Assistant, and Allie Davis, the Education Coordinator, at the Textile Museum of Canada. [Meet the Team – Textile Museum of Canada](#) We're thrilled to share our group tours and program offerings for the new year, tailored to your interest and needs.

Our Offerings

Choose from our flexible program formats, available both in-person and virtually, designed collaboratively with you:

- 45-minute Hands-On Textile Activity - \$148+HST
- 45-minute Virtual Tour - \$148+HST
- 60-minute Tour with 15-minute Q&A Session - \$370+HST
- 90-minute Tour with 30-minute Hands-On Textile Activity and 15-minute Q&A Session - \$444+HST
- 100-minute "Life Cycle of a Textile Program" great for grades 6-12. This comprehensive program includes a slide & video presentation, tactile samples, a tour, a hands-on activity and Q&A, all highlighting sustainable practices. \$465+HST
- There is a \$50+HST for groups larger than 30 attendees to cover the cost of an additional guide

Current Exhibition

Be sure not to miss our current exhibition, "The Secret Codes: African Nova Scotian Quilts," on until April 30, 2024. Curated by David Woods in collaboration with the Black Artists Network of Nova Scotia, this show features 35 quilts and 8 paintings, revealing the multifaceted quilts and their roles over time. This is the first time this exhibition has been presented in Ontario, so make sure not to miss this opportunity to experience it. Learn more about this exceptional exhibition [Events for Jan 2024 – Textile Museum of Canada](#).

Upcoming Exhibitions and Gathering Rotation

Stay tuned to this section. As more information becomes available, we'll ensure to keep you updated with the latest details! [What's On – Textile Museum of Canada](#)

Booking Information

Book a tour now by filling out this form: [Book a Group Tour – Textile Museum of Canada](#)



Access

Our priority is to offer every maker the opportunity to explore our exhibitions and engage in our programming. If you have specific budgetary considerations or would like to discuss tailored arrangements, please feel free to reach out to us — we're here to collaborate and ensure a seamless experience for you and your members.

Looking forward to discussing these options with you soon!

Until soon, best regards,

Allie Davis & Maria Moreno

We can be reached by phone during opening hours: Wednesday – Sunday, 11 – 6pm, but feel free to leave a message we will get back to you as soon as possible.

Maria Moreno (She/Her)
Programs and Tours Assistant
Textile Museum of Canada

416-599-5321 ext.21
55 Centre Avenue, Toronto, ON M5G 2H5
mmoreno@textilemuseum.ca | textilemuseum.ca



QUILT SHOWS COMING SOON:

We invite you to

Quilted
EXPRESSIONS

Date: Friday April 19, 2024, to Saturday April 20, 2024

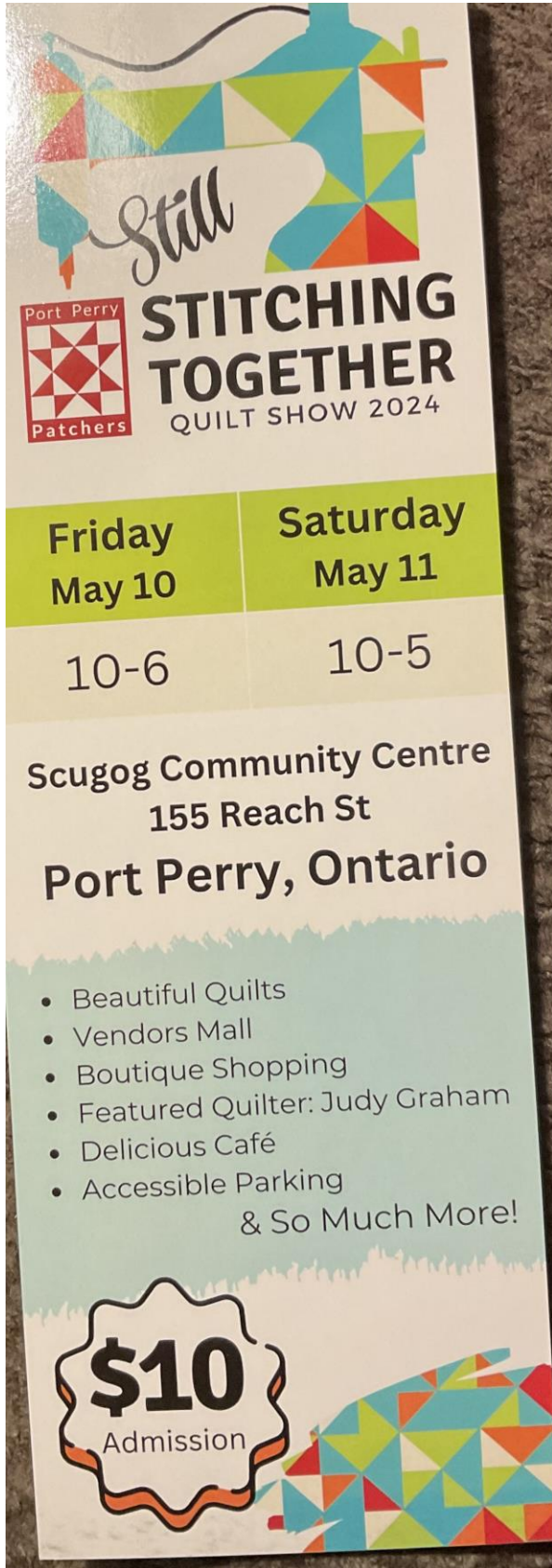
Location: Operating Engineers
2245 Speers Rd, Oakville

Banquet

Hall

Admission: \$10

- Over 150 quilts
- Raffle quilt
- Vendors
- Members' Boutique
- Demonstrations



The poster features a colorful geometric quilt pattern in shades of blue, green, orange, and red. At the top, the word "Still" is written in a cursive font. Below it, the "Port Perry Patchers" logo is displayed, consisting of a red and white quilt square design. The main title "STITCHING TOGETHER" is in large, bold, black letters, with "QUILT SHOW 2024" underneath. The event dates and times are listed in a table format. The location is "Scugog Community Centre, 155 Reach St, Port Perry, Ontario". A list of activities includes beautiful quilts, vendors, shopping, a featured quilter, a café, and accessible parking. A price tag graphic indicates a \$10 admission fee.

Still
Port Perry Patchers
STITCHING TOGETHER
QUILT SHOW 2024

Friday May 10	Saturday May 11
10-6	10-5

Scugog Community Centre
155 Reach St
Port Perry, Ontario

- Beautiful Quilts
- Vendors Mall
- Boutique Shopping
- Featured Quilter: Judy Graham
- Delicious Café
- Accessible Parking

& So Much More!

\$10
Admission



Advertising:

Quilting Stores:


Celebrating
— 25 YEARS —
Kimat Designs
www.kimatdesigns.com
Shop In Store or Online
For all your Stitching Supplies


Specializing in Custom
Framing Needlework &
Embroidery
(905) 666-5996
kimatdesigns@rogers.com

(905) 987-1779
anniesquiltshop@gmail.com

@anniesquiltshop
anniesquiltshop.ca

6 Station St. Unit B
Orono L0B 1M0



Embellish

DRAPERY & BLINDS • FABRIC & NOTIONS

Your local source for all your fabric, quilting, decor,
and fashion sewing needs. Visit our new location
at **975 Elgin St W** in Cobourg, or shop online.

embellish.ca   905-373-0983

PFAFF
Perfection starts here.™

We're excited to be an authorized PFAFF® dealer!
Contact us for current prices and promotions.

Longarm Quilting:



Longarm Sales/Service/Rentals/Education

We also stock a wide variety of longarm and quilting supplies
Threads
Rulers
Pantographs
Stencils

1621 McEwen Drive #37
Whitby, Ontario
L1N 9A5
905-435-8720

Find me on YouTube @ whirls n swirls quilting

Diana Houston

pleasantviewquilting@gmail.com
905-868-5894
www.pleasantviewquilting.ca

Complete your quilt tops by using
our longarm quilting services.






Starflower Quilting
Co.
Longarm Quilting
Services


CONTACT ME

Jennifer
Hartford
289-385-1843

starflowerquilting@gmail.com
www.starflowerquilting.com
Oshawa, Ontario



Sewing Machine Repairs:


Sew **TECHNICAL**
& *creative*

NOW AT 110 MAIN ST N UXBRIDGE!
905-716-9775 www.sewtechcreate.ca

SEWING MACHINES
SALES • SERVICE • SUPPLIES • EDUCATION
and as of 2023: authorized **BERNINA**® dealer!

THAT'S ALL FOLKS!