

ONov
2024



PATCHWORK PRESS

Newsletter for the Durham Trillium Quilters' Guild

Mail address:

PO Box 30575, RPO Stevenson King, Oshawa ON L1J 8L8

www.durhamtrilliumquiltersguild.ca

Email: dtqguild@gmail.com



President's Message:

We did it folks!!! Our Quilt Show was a great success!!! The core committee did an awesome job at heading up each of their individual committees and it certainly was amazing how everyone did their part whether large or small it would not have gone so smoothly without everyone's piece. A big THANK YOU to all of you.

Now that the quilt show is over it's time to start those holiday gifts and shopping.

This year to celebrate at our Guild meeting we will not be having a catered dinner instead we will be feasting on lots of sweet and healthy treats that we will be providing ourselves. I will be sharing the details with you at the November meeting.

This years Presidents Challenge will also be shared at the November meeting. Something for you to do over those long winter days.

Please remember to wear a poppy with pride and thank a veteran this Remembrance Day.

They shall not grow old, as we that are left grow old.

At the going down of the sun and in the morning

We shall remember them. 🌻

Take Care everyone, looking forward to seeing you at the November meeting.

Debbie W.

President

**Past President:**

Good day fellow quilters. The quilt show is over and well done to all our volunteers. Now it is time again to start thinking about our guild going forward. As I mentioned in our last newsletter, due to a change in occupational circumstances we are having to look for a new Vice President. As Past President, it falls to me to connect with members to try to find someone to fill this position. I will help our President out for meetings in the meantime, but I would like to get this process going.

The Vice President position is an Officers position and is an essential one. Coming to the guild as Vice president is a 6-year commitment: 2 years as Vice President (an excellent opportunity to learn how the guild and the executive runs), 2 years as President and 2 years as Past President. These roles are not difficult, but they are important. As Vice you assist the President and basically learn the ropes. As President you guide the Executive to create an active and inspiring quilting experience for all, ensuring we are meeting the requirements of our constitution. The executive is a large and helpful team. There are lots of people to speak with and help out. There are several good templates to follow to assist in the smooth running of the Executive and Guild meetings. Laura will also be there to help for another 2 years as Past President.

I would like to sort out the Vice President role as soon as possible, following as much of the same process as before. If you are interested in the position, please speak with me at the November meeting, or send me an email. I am hoping that someone will step forward, and if more than one person steps forward we can have an election at the December meeting.

Laura B.




Treasurer:

We still have not had a volunteer come forward to help with the following request:

The guild requires a member with financial experience to volunteer to perform an audit on our Durham Trillium books for the 2023 to 2024 fiscal year.

Maureen, Treasurer



Program:


Our 2024 Quilt Show was wonderful. Every committee member and general volunteer worked very hard to make it a success. Thank you, members, for following all the guidelines and instructions given last meeting.

Elaine Theriault, a modern quilter, will present at our upcoming November 11th meeting. She has a blog and posts on Instagram. Follow her at “crazyquilteronabike”. Kate H. will do the introductions. I have a modern quilting style and look forward to attending via Zoom.

For December 9, 2024, Appleseed Quiltworks will share new items in their shop and bring a small marketplace for your shopping pleasure.

The full listing of presenters is available on our website.

Gail L., Program Convener



Quilt Block of the Month:

With this year's Quilt Show now a wonderful memory, it is finally time to announce this year's Block of the Month project. Hooray!

As something a little different from a traditional block of the month, we will be doing a fun and easy pattern by Atkinson Designs called **Hat Hat Hooray** that is a great use for those fat quarters or scraps waiting for the perfect project in your sewing space. It is also a great opportunity to spend some time (and money) at your local quilt store! Note there are no special rulers needed for this pattern!

Details:

- Every participant is responsible for purchasing their own individual pattern. There are no additional fees to join this year's Block of the Month.
- The PDF pattern can be purchased directly from Atkinson Designs for US\$12:

<https://atkinsondesigns.com/products/hat-hat-hooray-pdf-pattern>

- Your local quilt store may also have a paper pattern or be able to order it for you. If you need some tips on places to call, let me know as I have been keeping my ears open!
- This fun quilt has four main types of blocks: 3 different hat styles and a scarf. Because everyone will want to make a different size, to enter the monthly draw you only need to submit ONE block for that month's selection. No rush and no stress! I even have two 'catch up' months built in!

Calendar:

November Meeting: Pattern and Program Announcement

December Meeting: Derek's Hat

January Meeting (Zoom): Catch up month!

February Meeting (Zoom): Meg's Hat

March Meeting (Zoom): Lily's Hat

April Meeting: Scarf

May Meeting: Catch up month!

June Meeting*: Completed quilt top

*If it is quilted and bound you earn an extra entry toward the final \$20 gift certificate

Quick Tips:

- Do you love the Studio 180 Corner Pop for snowballing corners? I have done the adjusted cutting measurements to save you fabric and drawing those pesky lines. Just find me at the November meeting!
- Ziploc Bags are your friend!
 - o Use bags to separate fabric for the different hats, scarf and borders
- Don't forget to use starch or Best Press!
- Quarter Inch or Scant Quarter Inch?
 - o Some of the hats have smaller pieces. I have done a sample of the first hat and my quilting tip unless you have a PERFECT quarter inch, lean more toward a scant quarter inch and then you can trim as you go. The pattern provides the measurements of each component to keep your blocks stress free!

I look forward to taking this quilting adventure with you!

Diane W.

Block of the Month Convenor



Sew Day Social Convenor: (all ZOOM SEW days are listed on the DTQG website for your convenience)

Welcome to Daylight savings time! The Fall Sew Days are:

Sunday Nov 17th from 1-4 pm

Friday Nov 29th from 1-4 and 7-10 pm

Friday Dec 13th from 1-4 and 7-10 pm

Saturday Dec 21st from 1-4 and 7-10 pm

Dec 31st “Quilt till you wilt” to bring in the New Year!! 7pm – well past midnight!!

January 1st from 1-4 pm

We have had 129 Zoom Sew Days thus far, and the latest winner was Joann B.

Yours in Sew Day Fun, Jacqueline

Jacqueline H.



Fabric Basket:

The one thing I like about the days getting shorter and cooler is **MORE** time to spend in my quilting room. It’s a great time to assess your stash, downsize unwanted scraps and make room for new treasures. Perhaps you found some from the great vendors at our quilt show, I know we did.

Thanks to all who dropped off scraps last month, some have already found their way into new projects and donation quilts.

DTQG SCRAP DEFINITION: a scrap is a piece of fabric **BIGGER** than your outstretched hand and at least as wide as your palm. Of course it is also 100% cotton quilting fab

Kathy D and Gwen VN



Library:

Hello quilters! We have added two new books to our library this month. Both are autographed by the authors.

The first book is *Chain Piecing* by Hillary Doan Sperry. This is a fictional cosy mystery with magic and a murder during Missouri Star's birthday bash.

The second book is *Quilting Through Life* by Jenny Doan and Hillary Doan Sperry. The book includes stories about the quilts that we create and how they impact and honour profound moments in our lives. Over 20 patterns are included.

Be sure to visit the library in November to borrow a book or two and to return your outstanding books so that someone else can enjoy them.

Barbara and Susan

Your Library Convenors



Membership:

Hello everyone, just a quick note that if you haven't renewed your membership for the upcoming year, you can do so either on-line or in person at the November. Also, remember to wear your name tag at November's meeting for a chance to win a prize.

Thanks
Angie S.

Membership Convenor

Social:



Please remember to bring the treats if you signed up for the November meeting.

Peggy G.,

Social Convenor

Retreats:



Nothing to report.



Show and Share:

I hope everyone could get back to quilting quilts that you can show, now that the quilt show is over. I look forward to seeing these new works of art.

Your Show and Share convenor



Newsletter:

Hello fellow quilters!

The quilt show is done and what a wonderful one it was! I can't believe it is already over. JACQUELINE did a great job organizing it. . Congratulations Jacqueline!

Diane D.

Newsletter Editor

Workshop News.

The Kawandi Quilt Workshop will be on Saturday, March 15, 2025. It will be in Room 1 at the South Oshawa Community Centre located at 1455 Cedar Street, Oshawa. The cost is \$25.00 which includes your lunch. The room will be available at 9:30 am for you to settle into your workspace, put out your supplies [bring lots of scraps] and have a coffee/tea as soon as the beverage is ready. Please bring your own mug to the workshop. There will be a workshop signup sheet at the November meeting. I will add the names of the people who have already signed up for the workshop. If you are not able to attend the new date for this workshop, please advise me [remind me] and I will remove you from the list prior to the November meeting. Thank you.

Grace R.

Workshop convener,

Fabric Exchange 2024-2025

The fabric exchange colour this month is Blue, BUT, because everyone was so busy before the Quilt Show, I will also accept Gold strips for anyone who would like to join in and catch up. Please remember, the colours are toned or muddy this year.

Hope to see more join in,

The fabric exchange this year is 2-1/2" strips of toned strips (some people call these colours "muddy"). I will have samples of the colours available at each Guild meeting. The exchange will begin with the October meeting and will go on for 7 months. Some fabric designers who use toned fabrics are Kim Diehl, Kansas Troubles, Jo Morto, Jeanne Horton (Windham Fabrics), Barbara Brakman, Renee Nanneman of Need'l Love, Lynette Anderson.

At the end of the 7 months, I will give you a pattern which can be made with the strips. It will be a lap size quilt and will use all the strips.

Each month you will bring 6 strips in a plastic baggie with your name and phone number written on the front. Registration can be found on the website at:

<https://www.cognitoforms.com/DurhamTrilliumQuiltersGuild2/DTQGFabricExchange20242025>.

As we will not be having "in person" meetings for the months of January, February and March, you will need to hand them in at the December meeting and receive them back in April.

The colours for this exchange are as follows:

October - Gold

November - Blue

December - Red

January - Green

February - Brown or Black

March - Cheddar

April - Aubergine or Pink

You will notice some of the months give you alternative colours e.g. Brown or Black can be 6 of one colour or 4 brown and 2 black. I've done this because it's sometimes hard to find some colours.

I hope you will participate in this program - it's fun - it's free - and you will learn to identify toned fabrics.

Looking forward to the exchange this year.

Sharron C.



Community Outreach:

This Photo by Unknown

COMMUNITY OUTREACH – Kate H. Carolyn L., Sharon L., Diane W., Diane D., Dorothy M.

Our guild exists to “Enhance quilting knowledge, preserve the art form that is quilting, exchange ideas and methods, AND PARTICIPATE IN COMMUNITY PROJECTS.”

The Community Outreach committee is here to help you participate in community projects!

Our guild donated almost 200 placemats to Meals on Wheels of Durham – in Oshawa and Clarington this month. If making placemats is your thing, we will continue to collect them all year round. MoW were very happy to receive them, and they will take them whenever we can make a donation. So, keep them comin’!

Come and visit our table at break time during the November meeting – we’ll be happy to hook you up with a quilt that needs to be bound, or quilted, or pieced together – it’s your choice! We also have walker bag kits ready to assemble as well.

If you took out a kit or two already, please remember to bring it back to us.

If you have a quilt or quilt top you would like to donate to the program, please make sure to include its measurements. We have labels available for you to add when you are binding the quilt.

Lastly, fabric donations are always welcome, especially when it is 100% quilt shop quality cotton, at least 6” WOF pieces. If you have fabric left over after making a kitted quilt that is smaller than 6” WOF, please drop it in the Fabric Basket – someone will find that treasure and you’ll make their day! P.S. we are always in need of blenders and background fabrics.

Our November meeting is on the 11th. May you take a moment on that day, and everyday, if possible, to remember all the sacrifices that have been made by others for us to enjoy the lives and country we

live in. **Your Community Outreach Team: Kate, Lyne, Carolyn, Sharon, Diane W, Diane D, and Dorothy.**



SHOW NEWS:

Quilt Show 2024... Woo Wee! Many Hands Make Light Work!!

- 1) Woo Wee! What a fine crew of volunteers we had at the Quilt Show this year!! From those that spend an entire 2.5 years in meetings, and organizing, and creating, to those who had HUGE jobs just before the show, and those that were giving it 100% during the show, and those that spent swift hours in teardown!! Our entire guild thanks you!!

- 2) Money numbers will be shared once all of the dust settles... and all of the bills come in... and all of the extra Boutique stuff is sold :)

- 3) Speaking of The Boutique...

Bring your loonies, Twoonies, and paper bills! We will be selling some of the boutique items at the November Quilt Meeting.

If you don't have the perfect gift yet for ...

The Paper Carrier... perhaps a quilted Christmas ornament (they range in price from \$1 - \$5)

How about your Sister-in-law who wants nothing this year... perhaps a drawstring bag, or a wine bag (they range in price from \$4-\$5)

How about your quilting girlfriends who already have everything... perhaps a "Fabric Salad" they range in price from \$3 - \$6

How about the grandkids... perhaps a small display board for their room (to keep their ribbons on).

How about quilted coasters for any of your friends that are shut in this holiday season.

- 4) The Juried Show Challenge required participants to use their names (first, middle, and last) to find a quilt block, colour, and quilting style. Their challenge was to come up with what represented their name in their wall hanging. The winners were....

1st place - Arlene Baxter

2nd place - Jacquie Favrin

3rd place - Gail Lamb

- 5) The Viewer's Choice 1st, 2nd, and third places will be shared at our November Quilt Guild Meeting. And remember... there is no money attached to Viewers Choice... just bragging rights (and of course ribbons)

Yours in quilting stitches,

Show Chair 2024 Jacqueline

DTQG Members corner:

A husband asked his wife, "why do you need so many quilts?" Her reply was, "no one asked da Vinci or van Gogh how many paintings they needed! They just needed to create as do we!" Quilting is a never-ending art form.

> What a good answer!

Submitted by Angie S.

Huge Destash Fabric Sale

(Wool, Bag Making, Scrapbooking, and Stamping Supplies)

Saturday & Sunday

November 9 & 10

10am – 3pm

at

Whirls and Swirls Quilting

#4 1103 Wentworth St West

Oshawa

Reason for the sale....a friend of mine passed suddenly the end of July. She was an amazing Quilter/crafter and had quite the collection of goods when she passed. I offered to help the family deal with her materials and, this being the second time I have had to work through someone's stash after they passed, I have also decided to cull my stash to the beginning of a reasonable (?) level.

There is a wide variety and amount of fabric, and it is priced at \$10/meter with everything already measured and priced. There are also many large pieces and some bolts of fabric available to be cut to length as required.

A portion of the sales goes to the family to help with the unexpected funeral costs and other expenses that have occurred. From a previous sale there has already been a donation to a Ukrainian relief organization and to the family.

Looking forward to seeing you on Saturday or Sunday.

Debbie K

Greetings from Hamilton, Missouri home of the Missouri Star quilt town!

A trip to remember:

Guild members Barbara, Donna, Gerlinda, MaryLou and Susan recently travelled together on a bus trip with 80 other quilters to Missouri Star for the Birthday Bash. We had a fabulous time and experienced the quilting world from home to Missouri and back.



We're so proud of our fellow Guild member, Jane. She created this beautiful dragonfly quilt shown hanging in the Northcott booth at the 2024 Missouri Star birthday bash.



It was exciting to attend the launch for Jenny Doan's new book, *Quilting Through Life*. We purchased a copy of the book for our library.



We also enjoyed An Evening with the Doans. The trunk show featured quilts by three generations of the family. They shared entertaining stories about the family business.



Did we really need to shop? Everyone on our trip received this swag bag from the Doan's. It was stuffed with a layer cake, charm packs, fat quarters, tools, gadgets, a shirt and more!



“Stop Quilters! Quilters this way!” This young woman cheerfully and safely escorted visitors from one side of the street to the other all day long. Barbara and Susan

Advertising:



Quilting Stores:


Celebrating
— 25 YEARS —
Kimat Designs
www.kimatdesigns.com
Shop In Store or Online
For all your Stitching Supplies


Specializing in Custom
Framing Needlework &
Embroidery
(905) 666-5996
kimatdesigns@rogers.com

(905) 987-1779
anniesquiltshop@gmail.com

@anniesquiltshop
anniesquiltshop.ca

6 Station St. Unit B
Orono L0B 1M0



Embellish

DRAPERY & BLINDS • FABRIC & NOTIONS

Your local source for all your fabric, quilting, decor,
and fashion sewing needs. Visit our new location
at **975 Elgin St W** in Cobourg, or shop online.

embellish.ca   905-373-0983

PFAFF
Perfection starts here.™

We're excited to be an authorized PFAFF® dealer!
Contact us for current prices and promotions.



EVERLASTING
CREATIVE MEMORIES
Custom Memory & Keepsake Quilts,
Pillows, & more.
Fabric Sales & Longarm Finishing Services.
Bowmanville, ON • everlastingcreativememories@yahoo.com



Quilters Cupboard
202 Brock St. E., Uxbridge, ON, L9P 1R3 905-862-0666
norine@quilterscupboard.ca
Huge selection of Quilters Select and Studio 180 rulers
New fabrics arriving weekly
Demo days with Show & Share
Sign up for our weekly newsletter at:
www.quilterscupboard.ca





 **McBride Sewing Machine Repair**
Over 30 years experience

Rick McBride
Repairs to all makes and models

Cell: 416-670-4041
Shop: 705-324-8029

Indian Crt
Lindsay, ON
mcbridesewingmachine@gmail.com

Longarm Quilting:



Diana Houston

pleasantviewquilting@gmail.com

905-868-5894

www.pleasantviewquilting.ca

Complete your quilt tops by using
our longarm quilting services.



Tracey Russell

APQS Dealer and Educator

4 - 1103 Wentworth St. W


Oshawa, Ontario

L1J 8P7


www.whirlsnswirlsquilting.ca

whirlsnswirlsquilting@gmail.com

905-435-8720



Sewing Machine Repairs:



110 MAIN ST N UXBRIDGE
905-716-9775 www.sewtechcreate.ca

SEWING MACHINES
SALES • SERVICE • SUPPLIES • EDUCATION
authorized **BERNINA**® dealer

THAT'S ALL FOLKS!