



## Patchwork Press

A newsletter for the Durham Trillium Quilter's Guild

[durhamtrilliumquiltersguild.ca](http://durhamtrilliumquiltersguild.ca)

[dtguild@gmail.com](mailto:dtguild@gmail.com)

---

May 2026

---

### President's Message

Debbie W.

Happy Spring Quilters!!

This is such a beautiful time of year. Everything is in bud and all the spring flowers are in bloom except for the bulbs the squirrels and skunks have decided to eat!!! Last year my neighbour generously gave us over 50 different kinds of Daffodils. We now have 50 lovely little holes in our flower bed. I am not sure why they don't seem to like others on the street but they sure love ours.

I am excited to see all the different post cards from the Presidents Challenge come in. It's interesting to see all the different ideas and unique ways quilters can use fabric creatively.

At least two weeks prior to the AGM in June you will be receiving a copy of the proposed new Constitution via email. Please read it over and be prepared with questions if you have any or ready to vote at the AGM. We have tried to incorporate as many changes from your input as possible and hopefully this will make positions with the executive team easier to fill going forward.

Looking forward to seeing everyone at our meeting.

Happy stitching, gardening and squirrel chasing 😊

Deb W  
President

---

## **Vice President**

Debbie K.

Wow, 4 months of 2026 have flown by. 1/3 of the year has sped by and I am pretty sure I may be dealing with some whiplash because of the speed! (Just to let you know because life is flying by so quickly.....there is less than 8 months to Christmas. Just in case you are planning on making Christmas presents.)

This week has been an interesting one for me. With some personal stuff feeling like an anchor I have not been able to create in my sewing room. I have been vegging in my sewing room but not too much creating going on. By the end of the week I have managed to finish a placemat and clear an opening on my cutting table. One thing that has helped me is getting myself outside and putting at some tasks that I want to get done. The feeling of success at just moving a project forward and planning the next step has improved my mental health and freed me up from the intense self judgement. Life certainly has some unique twists and turns but if we remain open to seeing the light on the path, stop comparing ourselves to others, and celebrate the wins as they happen life then it becomes more of a joy. The situations may not change but the way we see them does.

It was so great being able to be together at April's meeting. So many hugs, so many smiles, so many great conversations. It was wonderful to see all the people who leapt in to help with your ideas and came up with different solutions for the survey that was presented to the membership. So many great ideas and such a wonderful atmosphere where people felt safe to share with everyone. Thank you to all who participated.

It was also wonderful news that many people have stepped up to fill in different positions on the Executive for the next year. This Guild is special and filled with a wonderful variety of skills, talents, and personalities which makes it so much fun to be part of. I can see that the coming year will continue to be an exciting time of sharing and learning for all of us. Thank you to those who are willing to be part of the team.

May 11<sup>th</sup> is our next Guild meeting. It will be the day after Mother's Day so I will wish you a wonderful day filled with love. Many are mothers in different ways and you are celebrated too. And we all came from Mothers, so no matter if they are still with us physically or they have crossed over, I celebrate and thank them for all they did to help us become the people we are today.

Dang, I just remembered, I have homework to do for the Block of the Month. Guess what just moved up in priority on the To Do list. Oh yeah, I also need to find that card and get that done for the President's Challenge. Guess I had better finish this article off and get to work looking

after those two tasks. Enjoy your beginning of May everyone. See you at the meeting and I hope that you and you care about are well and happy.

Take care, Debbie K VP

---

## **Past President**

Laura B.

Hello fellow quilters!

This newsletter continues our description of the volunteer positions on the guild executive that need to be filled for 2026-2027. The slate for who has volunteered will be sent out along with the AGM agenda, 2 weeks prior to our June meeting. For now, here are the positions that are either vacant or for which the current executive is willing to stay on if nobody else volunteers.

- President (Officer)
- Secretary (Officer)
- Treasurer (Officer)
- Program
- Library
- Retreats
- Publicity/Advertising
- Mystery / BOM
- Community Outreach
- Technology

I look forward to seeing you at the May meeting.

Laura

---

## **2025 - 2026 DTQG President's Challenge**

We are just about at the end of the President's Challenge with the "postcard quilt" theme. In the end, 20 people registered for this challenge.

**To complete the challenge, your mini postcard quilt must be finished and turned in to Laura B (in the provided bag and with the completed information form) by the end of the May guild meeting.**

Recall:

- The quilt can use an established design/pattern or be an original.
- The required dimensions are exactly 4 inches by 6 inches (to fit the backing card).
- The quilt may be in either portrait or landscape orientation.
- There must be quilting (minimum is a front and batting quilted before being attached to postcard). You do not need to quilt through the postcard backing.
- A 4" x 6" post-card backing (with typical postcard lines/info) will be provided to you. This must be attached to the back of the miniature quilt that you submit.
  - The method of attachment is up to you – binding, fancy stitching, etc.
- No label is needed on the completed post-card.

If you are unable to attend the May meeting to submit your quilt, please either have a friend bring it to the May meeting or contact Laura B. for other options.

Submitted quilts will be judged by the President and winners will be presented at the June meeting, when all submitted postcard quilts will be displayed (and then returned).

---

## Program Convener

Gail L.

Thank you everyone for contributing your ideas at our April meeting on the future of our guild. Your ideas and concerns have been recorded and will be used for planning. It was great hearing that some new enthusiastic volunteers have come forward as well as the existing officers who are willing to continue for another year.

Angie S. will facilitate a workshop at our May 11, 2026 meeting. We will be making decorative broaches which she hopes can be sold at the next Quilt Show Boutique. A supply list and message from Angie is included below. Hoping you will be inspired to create some unique broaches either at the meeting or later at home. Think of these as miniature works of art.

The full program for our 2025-2026 guild year is posted on our DTQG website. There are six meetings with guest speakers and three with member presentations.

Looking forward to seeing everyone in person at Kingsview United Church on May 11th.

Happy quilting,

Gail L., Program Convener



\*\*\*

Here is a list of things to bring:

- Muslin or fabric for backing
- fabric scraps or wool scraps
- thread, needles, scissors, pinking shears
- ribbons, embroidery threads
- buttons or any type of embellishment
- lace, trims, ribbon, yo yos, hexies
- Beads
- permanent glue
- selvages with words or small pictures (you can also use fabric from the scrap table)


If you search "fabric broaches" on Pinterest you will see many different ones to inspire you. I will provide safety pins for this project.

Angie S.

---

## **Show and Share Convener**

Patricia K.



In like a lion, out like a lamb is March's expression. A lot of roaring that month. April showers bring May flowers. Hmm, still pretty cool and I have green leaves poking up but no flowers in my garden yet. It is predicted to continue to be a coolish spring so back to my sewing room rather than my garden. For now.

Congratulations to Margaret F. for winning April's Show and Share draw! Although I was traveling & missed April's meeting I'm sure there were many beautiful quilts shared to inspire the members. Furthering the theme of flowers, consider sharing your quilts that have a flowers. This could be flowered fabric or some other way of show casing flowers. This will get you two ballots for May's draw. All other creations without flowers should be brought to share as well. Remember they need to be quilted, labelled and bound to be eligible for the

draw.

Regards,  
Patricia K.  
Show & Share Convenor

---

## **Secretary**

Jaqueline H.

We have had a busy few months, trying to figure out ways to ensure the guild stays alive and vibrant. We have happily collated all of the great feedback that was given at the April meeting! Stay tuned for a summary from the President.

---

## Scrap Basket Conveners

Kathy D. and Gwen VN.

**DTQG Scrap Definition:** a scrap is a piece of fabric BIGGER than your outstretched hand and at least as wide as your palm. Of course it is also 100% COTTON quilting fabric. Please DO NOT add in any polyester, silk, drapery, linings, shortening pant leg cut offs, etc!!! We purge those fabrics as our Scrap hunters are only looking for 100% COTTON scraps to add into their quilting creations.

Thanks,  
Kathy D and Gwen VN

---

## Social Convener

Judy B. and MaryLou H.

Thank you to the members who provided our **NUT FREE** treats at the April Guild Meeting. They were delicious!

Our treats at the May 11<sup>th</sup> meeting will be provided by Olga J., Karen D., Jane S., Diana S., Stasha C., Marianne C., Cheryl W., and Kelly L. We would appreciate it if you could bring 18 items each.

**A REMINDER THAT ALL DESSERT TREATS BROUGHT INTO OUR FACILITY MUST NOT CONTAIN NUTS OF ANY KIND. This includes ALL nuts used in baking.**

For our upcoming June 8<sup>th</sup> guild meeting, we are planning on having a dessert only pot luck.

**PLEASE REMEMBER –**

**LUG A MUG – the guild provides decaf coffee and decaf and regular tea**

**Bring your own preferred sugar substitute/sweetener or alternate beverage/water**

---

## Library Convener

Robynn W.

Happy Spring! It's nice to finally feel the sunshine and warmth. The May meeting will be the last chance to borrow books before we break for summer. All library books and magazines will need to be returned in June for inventory and reorganizing. I hope to have a digital catalog available to members by our September meeting. More information to come! A reminder to also please have a good look around for any books that may belong to the library that could have been

borrowed in the past. We are missing quite a few. I would like to have all of our books to log online in one session if possible.

See you on May 11.

---

## **Workshop Convener**

Grace R.

Welcome to Spring and hopefully warmer weather. On April 11th we had our third and final workshop of this Guild year. 15 ladies participated in either starting a new project or dusting off a beloved UFO that was just waiting for your magic to complete it. We had a lot of laughter, sharing ideas, visiting to discuss colour and designs and of course lots of snacks.

Jacqueline H. shared a review of "Leaders and Enders" and showed us many unique ways to create that second quilt project while saving you from getting your fabric caught in the feed dog's of your machine. Laura B. shared her creativity on some of her beautiful sewn cards as a tempter for a workshop next year.

Next year Jennifer will be your Workshop convenor and I will be there to assist her in preparing workshops in the new Guild year. Looking forward to seeing you at our May meeting. PS don't forget to bring in your completed Fidget Quilts from our February workshop.

Your workshop convenor,  
Grace R

---

## **Quilt Block of the Month Convener**

Diane W.

Thank you to those who signed up for this year's Block of the Month, focused on Quilt As You Go (QAYG). If you were unsure about starting earlier in the year but have now seen some of the lovely work of our members and are interested in joining in the fun, it is not too late. Just take a look at the newsletters starting last September for all the information you need!

### [May Meeting](#)

To be eligible for May's BOM draw, you just need to bring in two (2) joined QAYG blocks or a full row. Don't have your blocks joined yet? It's okay! It is not a race and there is still time to catch up.

### [As a reminder.....](#)

We are joining our quilt blocks using the **Easy Cover Strip Method** by *Monica Poole*.

Here are two videos to guide you through the process. The first video is all the basics you need but if you want a more in-depth look, the second video is for you. You may want to skip the first

few minutes if you are not interested in some of her other tips on a BOM she was working on previously as part of a larger series of videos.

**1. 9 Minute Version:**

[https://youtu.be/xsRmMDkZGx0?si=uzJnW\\_y10FhCAw9Y](https://youtu.be/xsRmMDkZGx0?si=uzJnW_y10FhCAw9Y)

**2. 40 Minute Version:**

[https://youtu.be/IKQPMOKQfOw?si=nh\\_61J4lihAbNzF2](https://youtu.be/IKQPMOKQfOw?si=nh_61J4lihAbNzF2)

Have fun and see you next week!

**Diane W**

---

## **Zoom Sew Days**

Jacqueline H.

This summer we will hit our 200<sup>th</sup> zoom sew day since covid began. Stay tuned for major zoom party announcements in the summer : ) PS... that is a great reason to get your guild membership signed up on July 1<sup>st</sup>, when the portal for membership opens : )

Our May Sew Days are as follow;

Friday May 15<sup>th</sup> 1-4 and 7-10 pm

Sunday May 17<sup>th</sup> 1-4 pm

Friday May 22<sup>nd</sup> 1-4 and 7-10 pm

Sunday May 31<sup>st</sup> 1-4 pm

---

## **The Zoom Crew Presents: Quilting and Gardening Tips and then PODCASTS to inspire you**

### Quilting and Gardening:

- Before you start a project (gardening or sewing) make a list. Make a Plan.
- Costco has great gardening gloves (cheap)
- The internet has patterns for gardening totes, gardening bucket hats, and gardening gloves
- Wash you hands when you come in from the garden before you touch any fabric
- Make sure gardening tools are sharpened and ready to go (and perhaps sterilized before you move from one type of plant to another (you do not want to transfer mold or fungus)
- Sunscreen should be a minimum of 50
- Use new gardening gloves for quilting (and even for safety when cutting fabric)

- Hand stitch on the deck
- Use salvages to tie up vegetables
- As long as it is not dusty or windy, and you use sunglasses, you could take your machine outside
- Just as you do a yearly cleaning of your machine, make sure to clean your BBQ

PODCASTS to inspire you:

If you are new to PODCASTS or need some new inspiration. These are what we collected on an April zoom sew day

- 1) Phoebe Judge topics include: Male Quilters in a prison in the south, This is love, This is Criminal, reads a mystery
- 2) Kindred Spirits Bookclub Podcast
- 3) Historic Royal Palaces
- 4) Not Just the Tudors
- 5) The Gilded Gentlemen
- 6) The Brewery Boys – tours and history of New York

Our lovely quilters continue to meet on zoom when we can. We try to brainstorm something of interest to the guild each month. We hope you have a fun time looking up these excellent resources.

Yours in Quilting Stitches, Zoom Coordinator, Jacqueline

**An oldie but a goodie from COVID times MORALE officer “LIFE WITH PURPOSE...”**

When feeling down have you thought about?

Having a cup of tea? Reading a book? Taking a nap? Cleaning your sewing room? Cleaning your sewing machine? Calling a friend? Making a batch of cookies and doing a drive by to a shut-in friend?

When we live our life with purpose, feeling down is just a state of mind... and that can be worked on.

If you begin your day with habits that set you up for success (such as making your bed, tidying up things that are out of place in one room in your house, and making a small list of things you wish to accomplish that day).

A few coping thoughts I stumbled upon this week include

"Everything will get better, sooner or later"

"If I stay strong I know I will get through it"

And if you live your life with purpose (being there for family, friends, and your community) you will continue to strive

Keep Calm and Stitch On!

Yours in Quilting Stitches, Jacqueline

---

## **From the community**

The Port Perry Patchers have some exciting in-person speakers lined up this spring!

Please join us at: Hope Church

14480 Old Simcoe Road, Port Perry

Doors Open 6:30, Meeting starts at 7:00

Guest fee \$10 at the door

Follow us on Facebook "Port Perry Patchers Quilt Guild"

Or Instagram @ "portperrypatchers"

### **Monday April 20 – Sandy Simmelink**

Sandy Simmelink is a six time Canadian Quilter's Association National Juried Show winner, and has won an award for "Best Hand Workmanship" at the World Quilt Competition in 2006.

Her style is two-fold; some pieces are traditional - Baltimore Album style miniature block wall hangings made entirely by hand, which tell stories of people, places and history. They showcase fine needle turn appliqué, antique lace, men's ties, and 3D embellishments... often taking years to complete! Others pieces are "wild & crazy"! 3D flowers, painted lace, altered photographs, mixed media, and even canvas! These pieces often take months to make. Both styles satisfy Sandy's different creative needs.

<https://www.sandysimmelink.com>

### **Monday May 11 – Peter Byrne**

A rare opportunity to hear Peter Byrne in person. Peter is a published, National & International Award-winning modern quilter and teacher with a deep passion for innovation and design. He maintains a fresh approach to quilting, with original designs and technical mastery.

<https://peterbquilts.com>

For further information, feel free to contact Cathy at [Basaran.family@rogers.com](mailto:Basaran.family@rogers.com)

---

## **Upcoming Quilt Shows**



# Pine Tree Quilters' Guild of Muskoka

## *Muskoka Quilts... from the heart!* 2026 Quilt Show

Friday June 5<sup>th</sup> 10 am - 5 pm  
Saturday June 6<sup>th</sup> 10 am - 4 pm  
**\$10 admission at the door**


Free parking!  
Accessible parking  
is available.


*Special Guest: National and  
International Award-Winning Quilt  
Artist Sue Sherman*


- Quilt Displays
- Viewers' Choice
- Merchant Mall
- Demonstrations
- Raffle Quilts
- Members' Boutique
- Door Prizes
- Brews & Bites Cafe



[www.pinetreequiltersguildofmuskoka.com](http://www.pinetreequiltersguildofmuskoka.com)

 [pinetreeguild](https://www.facebook.com/pinetreeguild)

 [ptqgom\\_quiltshow\\_2026](https://www.instagram.com/ptqgom_quiltshow_2026)  
[info@ptqgom.com](mailto:info@ptqgom.com)  
Quilt Show Convenor:  
[qsconvenor@ptqgom.com](mailto:qsconvenor@ptqgom.com)

 **NEW LOCATION!**

Muskoka Lumber Community  
Centre  
56 Salmon Ave., Bracebridge ON

# Making \* Memories Quilt Show

*presented by: New Millennium Quilters' Guild*

**MAY 29 & 30, 2026**

**FRIDAY 10:00 AM - 5:00 PM**

**SATURDAY 10:00 AM - 4:00 PM**

**Admission \$10.00 (Cash Only)**

**Mildmay-Carrick Recreation Complex**  
24 Vincent St. Mildmay, ON

**INCLUDES:**

- Viewers Choice
- Vendors Market
- Toonie Table
- Bed Turning  
(11:00 am & 2:00 pm)
- Boutique (cash only)
- Lunch Cafe (cash only)
- Christmas corner
- Quilt Raffle

**MORE INFORMATION**

[newmillenniumquiltersguild@gmail.com](mailto:newmillenniumquiltersguild@gmail.com)





**KAWARTHA QUILTMAKERS' GUILD**  
Presents

# Feelings In Fabric

## Quilt Show and Sale




**Fri May 8 - Sat May 9, 2026**

9:30am - 5:00pm

9:30am - 4:00pm

Location: Peterborough Sport & Wellness Centre  
775 Brealey Drive, Peterborough, ON

- Vendors
- Charity Quilt Raffles
- Displays
- KQG Member's Boutique  
(Items for Sale)
- Prize Baskets
- Light Refreshments Available
- Antique Quilts (*Bed turning Daily*)
- Scissor & Tool Sharpening  
(Bring your Items)



Feature Quilter: **Marg Worsick**



For membership information:  
[kqqquilts.ca](http://kqqquilts.ca)  
EMAIL: [kqgstitch@gmail.com](mailto:kqgstitch@gmail.com)

**\$10** ENTRY  
Cash only  
(ATM on site)

**QUILT SHOW 2026**  
hosted by Trent Valley Quilters' Guild

# “BEHIND THE SEAMS”

**FEATURED ARTIST - DIANNE FULLER**

**6 & 7 June 2026**

**Open 10-4 each day**



**\$10 Adult admission • \$5 for children 12 and under • Cash or Debit • Ample Free Parking**  
**Raffle Baskets • Vendors • Scissor Sharpening • Tea Room • Artisan's Market**  
**Comfort Quilts & Quilts of Valour on site**  
**King Edward Park Community Centre, 75 Elizabeth Street, Brighton, Ontario**

# Sunshine Quilt Show

**May 8 & 9, 2026** 10 am - 4 pm

**ODAS Park** 4500 Fairgrounds Road, Severn

*New Location – Lots of Parking*

**Admission: \$10 CASH OR DEBIT**  
per person / per day

Feature Quilter  
Quilt Exhibit  
Vendors Mall  
Guild Boutique  
Refreshments  
Bed Turning  
Demos  
Scissor Sharpening



Hosted by



**Orillia  
Quilters'  
Guild**



[orilliaquiltersguild.com](http://orilliaquiltersguild.com)

The Orillia Quilters' Guild is thrilled to announce our upcoming show the **Sunshine Quilt Show**. This event will be held on Friday May 8 & Saturday 9, 2026 at ODAS Park. This new location has plenty of space for our show, is wheelchair accessible and has lots of parking. It is located just to the west of Orillia at 4500 Fairgrounds Road, Severn.

The show features quilt exhibits, a vendor's mall, guild boutique and refreshments. Orillia Quilt Quilters' Guild members have an opportunity to show off their talents at the **Sunshine Quilt Show** as well as showcase the community outreach done by the Guild. The raffle prizes are donated by the Guild and the proceeds from the raffle will go to Mariposa House Hospice.

BRANT HERITAGE QUILTERS GUILD  
**Once Upon a Quilt 2026**

SEPTEMBER 25-26, 2026

Quilt displays • Door prizes • Quiltique • Tombola • Vendors • Opportunity quilts

Friday 25 - 10am to 6pm | Saturday 26 - 10am to 4pm

Best Western Plus | 19 Holiday Dr. | Brantford, ON






Featured Artist: RHONDA BENNITT

- Quilts since 2016.
- Works with vintage pieces
- Does slow stitches, embroidery, beading and other techniques



Admission \$10 | Children under 12 Free | Wheelchair accessible | Free parking

[www.brantheritagequiltersguild.com](http://www.brantheritagequiltersguild.com) | Facebook  | Instagram 



## Advertising



UNLEASH YOUR CREATIVITY  
AT  
**Quiltifful**

Quilting Supplies and Notions  
Curated Fabric Collections  
Computerized Longarm Services  
Classes and Workshops  
Restash Fabrics

71 Bolton St, Bobcaygeon - [www.quiltifful.ca](http://www.quiltifful.ca)  
Find us on Facebook and Instagram, or join our mailing list on our website to follow along!



**McBride Sewing Machine Repair**  
Over 30 years experience

**Rick McBride**  
Repairs to all makes and models

**Cell: 416-670-4041**  
**Shop: 705-324-8029**

Indian Crt  
Lindsay, ON  
[mcbriidesewingmachine@gmail.com](mailto:mcbriidesewingmachine@gmail.com)




**Allie Edwards**

**LONGARM QUILTING FUN**

905-621-5448  
21 Hartrick Place  
Whitby, Ontario

Longarm Machine Quilting  
[laqf21@gmail.com](mailto:laqf21@gmail.com)  
[allie44@gmail.com](mailto:allie44@gmail.com)



**110 MAIN ST N UXBRIDGE**  
905-716-9775 [www.sewtechcreate.ca](http://www.sewtechcreate.ca)

SEWING MACHINES  
SALES • SERVICE • SUPPLIES • EDUCATION  
authorized **BERNINA** dealer

(905) 987-1779  
[anniesquiltshop@gmail.com](mailto:anniesquiltshop@gmail.com)

@anniesquiltshop  
[anniesquiltshop.ca](http://anniesquiltshop.ca)

6 Station St. Unit B  
Orono L0B 1M0





**Celebrating**  
25 YEARS

**Kimat Designs**  
[www.kimatdesigns.com](http://www.kimatdesigns.com)  
Shop In Store or Online  
For all your Stitching Supplies

Specializing in Custom  
Framing Needlework &  
Embroidery  
(905) 666-5996  
[kimatdesigns@rogers.com](mailto:kimatdesigns@rogers.com)

CONTACT ME  
289 385 1843  
Jennifer Hartford  
Oshawa, Ontario

[www.starflowerquilting.com](http://www.starflowerquilting.com)  
[@starflowerquilting](https://www.instagram.com/starflowerquilting)




**Starflower Quilting Co.**  
LONGARM QUILTING SERVICES

# Quilters Cupboard

202 Brock St. E., Uxbridge, ON, L9P 1R3 905-862-0666  
norine@quilterscupboard.ca

Huge selection of Quilters Select and Studio 180 rulers  
New fabrics arriving weekly  
Demo days with Show & Share  
Sign up for our weekly newsletter at:  
[www.quilterscupboard.ca](http://www.quilterscupboard.ca)



*Helping you make memories  
one stitch at a time.*



**Sandra Falconer**

**Appleseed  
Quiltworks**

100 Kent. St. W.,  
Lindsay, ON  
K9V 2Y4  
705-324-0385  
appleseedquilt.ca  
info@appleseedquilt.ca



**Longarm Sales/Service/Rentals/Education**

We also stock a wide variety of longarm and quilting supplies

Threads  
Rulers  
Pantographs  
Stencils

1621 McEwen Drive #37  
Whitby, Ontario  
L1N 9A5  
905-435-8720

Find me on YouTube @ whirls n swirls quilting

# Sharpening Services



---

**ThePrecisionEdge.ca**

---

**905-999-2977**

---

**Knives - Scissors**

**Salon - Pet Shears - Clipper Blades (+5-in-1)**

**Garden Tools**

**Serving Durham Region & Beyond!**