

Jan
2025



PATCHWORK PRESS

Newsletter for the Durham Trillium Quilters' Guild

Mailing Address:

35 Irwin Drive, Whitby, ON L1N 9B8

www.durhamtrilliumquiltersguild.ca

Email: dtqguild@gmail.com



President's Message:

HAPPY NEW YEAR EVERYONE.

I hope you all enjoyed a peaceful time with family and friends over this holiday season.

Our next 3 meetings will move to the zoom platform so that we do not have to worry about inclement weather and we all stay safe. Watch for the link to your inbox so that you will be able to join us.

As we move forward into 2025, we are planning a stay at home retreat as well as a workshop/sew day in the spring. The registration form for the workshop is currently up on the website. There will be details for the stay at home retreat coming soon.

Take care everyone and all the best for 2025.

Debbie W.

President



Past President:

Happy New Year everyone! See you online at our January virtual meeting.

Laura B.



Program:

A big thank you to Jacqueline, Debbie W. and others who managed to prepare a fun zoom Christmas meeting pivoting from the planned feasting and shopping in person event. It's amazing what these ladies can do on such short notice.

We welcome Pat Speth, author of many Nickel Quilt books, to our Zoom meeting on Monday January 13, 2025. Pat was on the forefront of designing quilts from pre-cuts, starting with 5" squares, way before all of the pre-cuts were readily available in shops. As per the contract, this meeting is closed, no guests allowed. Also, Pat's trunk show presentation is the first thing on the agenda, so please join the meeting by 7pm.


The full listing of presenters is available on our website. Updates include the following new bookings:

Krista Kennebury, from Bowen Island, B.C., will present "Poppyprint: A search for Signature Style" at our March 10, 2025, zoom meeting. Krista describes herself as a traditionally informed modern quilter. You can follow her on Instagram @poppyprint.

Brenda Logan from Alberta, who has a YouTube channel called Conquering Mount Scrapmore, has been booked for our May 12, 2025, meeting. We still need to work out the details of how to do a Zoom presentation at an in-person meeting. Our Boutique conveners will be selling the remaining inventory from our 2024 Quilt Show. Please let me know if you would like to book a table at a small cost to sell your quilt related creations or supplies at this meeting.

See you on January 13th for an inspiring presentation by Pat Speth.

Gail L., Program Convener



Quilt Block of the Month:

Unfortunately, the weather was frightful (and NOT delightful) for December's meeting. As such, we were not able to see all of your beautiful Hat! Hat! Hooray! blocks in person.

To rectify this for January, please send me pictures of your hat blocks so they can be included in a presentation and draw for the January virtual meeting.

Details:

- Send to main guild email address: dtqguild@gmail.com
- Last day to send pictures: January 10th
- Subject Line: DTQG BOM

The secretary will forward pictures to my personal email address. Also, please include your name in the email so I know to whom to credit your beautiful work!

Diane W.

Block of the Month Convenor



Sew Day Social Convenor: (all ZOOM SEW days are listed on the DTQG website for your convenience)

Sew Day Social Convenor: (all ZOOM SEW days are listed on the DTQG website for your convenience)

Saturday January 11th from 1-4 and 7-10 pm

Sunday Jan 19th from 1-4 pm

Friday Jan 31st from 1-4 and 7-10 pm

Saturday February 8th from 1-4 and 7-10 pm

Friday Feb 14th from 1-4 and 7-10 pm

Sunday Feb 23rd from 1-4 pm

We have had 135 Zoom Sew Days thus far, and the latest winners were Katherine J, Laura B, MaryLou, and Diane D

Yours in Sew Day Fun, Jacqueline

Jacqueline H.



Fabric Basket:

DTQG SCRAP DEFINITION: a scrap is a piece of fabric **BIGGER** than your outstretched hand and at least as wide as your palm. Of course it is also 100% cotton quilting fabric. We next see everyone at our in-person meeting in April so save those scraps.

Kathy D and Gwen VN

Library:



We're happy to announce a new addition to the guild library - *Prairie Home* by **Lori Holt**. Keep watching the newsletter, and we'll let you know of a few new books that will be available at our April meeting.

Barbara and Susan

Your Library Convenors

Membership:



Happy New Year everyone!

Thanks

Angie S.

Membership Convenor

Social:



I have enough people signed up for April. In the March newsletter I'll be requesting people to sign up for May. Happy New Year everyone!

Peggy G.,

Social Convenor



Show and Share:

Please take photos of your finished projects and send them to dtqgShowNShare@gmail.com by Friday Jan 10 at 9:00 PM

Remember to send one photo per email.

Include Show & Share in the email subject.

Include your name with the photo.

Only send a maximum of 2 photos per quilt/project

Your Show and Share convenor.

Ann C.



Newsletter:

I hope everyone had a great Xmas and wish you all a safe, healthy and happy new year. Enjoy the newsletter especially the quilters corner. See you virtually at the January virtual meeting.

Diane D.

Newsletter Editor



Workshop:

Merry Christmas and best wishes for a New Year filled with love, happy memories and good health.

Workshops are a great way for new guild members to meet other guild members having a fun day sewing, sharing help and encouragement.

On March 15, 2025 we will be having a fun filled “Sew Day” at the South Oshawa Community Centre, located at 1455 Cedar Street in Oshawa. You will be able to access room 1 at 9:30 am to set up and prepare to work on your own projects. If you will need a trolley to assist you to bring in your machine and supplies, please let me know the week before the Sew Day. This in-person “Sew Day” will cost \$25.00 and will include your lunch, tea and coffee during the day. Please feel free to bring any snacks you might want during the day.

There will be a demonstration on creating a quilt using the Kwandi technique/method of piecing and sewing as you add pieces to your quilt. This technique does not require a sewing machine, but it does need a lot of different pieces of scrap fabric to sew onto a base fabric.

There will also be a short demonstration on how to sandwich a quilt using pool noodles.

Thank you.

Grace R.

Workshop convener

Fabric Exchange 2024-2025

Hello Fellow Quilters: Because of the weather not cooperating with us so that we had to cancel the December meeting, you will have to bring December, January, February & March fabrics to the April 2025 meeting. I will then give you back the October and November strips.

Because of this, if you would like to join in the fabric exchange, you may give your strips, starting with the September colours, to Diane D. before Feb 27/25 and I will pick them up from her.

Wishing everyone a very Merry Christmas and all the best in 2025.

Please remember, the colours are toned or muddy this year.

Hope to see more join in,

The fabric exchange this year is 2-1/2" strips of toned strips (some people call these colours "muddy"). I will have samples of the colours available at each Guild meeting. The exchange will begin with the October meeting and will go on for 7 months. Some fabric designers who use toned fabrics are Kim Diehl, Kansas Troubles, Jo Morto, Jeanne Horton (Windham Fabrics), Barbara Brakman, Renee Nanneman of Need'l Love, Lynette Anderson.

At the end of the 7 months, I will give you a pattern which can be made with the strips. It will be a lap size quilt and will use all the strips.

Each month you will bring 6 strips in a plastic baggie with your name and phone number written on the front. Registration can be found on the website at:

<https://www.cognitofirms.com/DurhamTrilliumQuiltersGuild2/DTQGFabricExchange20242025>.

As we will not be having "in person" meetings for the months of January, February and March, you will need to hand them in at the December meeting and receive them back in April.

The colours for this exchange are as follows:

October - Gold

November - Blue

December - Red

January - Green

February - Brown or Black

March - Cheddar

April - Aubergine or Pink

You will notice some of the months give you alternative colours e.g. Brown or Black can be 6 of one colour or 4 brown and 2 black. I've done this because it's sometimes hard to find some colours.

I hope you will participate in this program - it's fun - it's free - and you will learn to identify toned fabrics. Looking forward to the exchange this year.

Sharron C.

Fabric Exchange Convenor



Community Outreach:

This Photo by Unknown

COMMUNITY OUTREACH –

The Good day Quilters from your Community Outreach Committee

Convener Kate H. - Members: Janine L., Carolyn L., Sharon L., Lyne M., Diane D., & Diane W.

Happy New Year to all our members! Hope you all enjoyed time with your loved ones and friends. Please join us in welcoming the newest member of our crew, Janine L. who recently joined the guild, and our committee.

The committee's focus is to use supplies on hand to have our members complete quilts that are then donated to various agencies in the Durham region. This fulfills our guild's aim to participate in community projects.

We need to track the quilts made, which is why every project we hand out is tagged with one of our tags. When you complete your part of the project, complete the tag before it is returned. Did you piece the top, quilt, bind, etc.? If it's on the tag, we can track your great work.

Do you have a completed project that you were not able to hand it at the December meeting which had to be cancelled due to weather conditions? Do you want another project to work on? Do you need any

labels for items you are making on your own? Please contact me to make arrangements to drop them off. I am home most evenings after 5 p.m.

Over the Holidays, we delivered the following within Durham Region:

Durham Region Homeless Shelter, 1635 Dundas Street 11 Quilts

Thorntonview Long Term Care,

Oshawa 3 quilts, 5 walker bags

Lakeview Manor, Long Term

Care, Beaverton 6 quilts, 5 walker bags.

Thanks to the generosity of our members for their hard work completing these items.

We are still in need of a free, or very inexpensive, location for our members to curate our supplies into kits is needed. Ideally, a large room with 8-10 tables, available on the weekend for a full day. We need space to empty dozens of bins and turn them into supplies our guild members can turn into quilts. Do you, your partner, or someone you know, have access to space that would be suitable and available once every 2-3 months? Contact Kate with any ideas or options. Much appreciated



Saturday December 7, 2024, we delivered quilts and walker bags to Lakeview Manor nursing home in Beaverton.

In the photo is Community Outreach team members Lyne M, Janine L. and Kate H.



SHOW NEWS:

Just one wee tidbit this month... I have a quilt frame with stand that did not make it down to the quilt show. It was being stored at my house... and somehow just never made the trek into the vehicle to get to the quilt show. It is FREE to whomever may want it. It is in plastic wrap and sealed, but I can take pictures (or bring it to the April meeting) for anyone interested.

Again, it is FREE :)

Yours in quilting stitches, Show Chair 2024, Jacqueline H

Morale Officer - From Covid Times... For those new to the Guild, the Executive decided we needed a wee bit of “hope” and “comfort” during the early days of Covid. So ... out of the Archives I have resurrected the VERY FIRST “Morale Officer” entry, and the first “New Years” entry. Enjoy.

Yours in sew day fun, and well wishes, Jacquelin.

2020 April 05

Happy Day Quilters...

This section of our website will be dedicated to ways to help relieve your stress in these uncertain times. Please feel free to send me links and such that you feel would benefit our members. I will try and add them into the theme of the week they fit in:)

This weeks theme:

TOP 5 ways to relieve stress:

- #5 *Start each day with purpose. Perhaps that means something like; make the bed, get dressed, clean the kitchen, make a list.*
- #4 *Make a small goal for the day (one small attainable goal). Perhaps something like; quilt one block, clean the kitchen, walk around the block (2 meters away from anyone else on the street)*
- #3 *Consider a yoga or meditation practice. Here is one I have tried with success :) <https://www.youtube.com/watch?v=tZKybZyZVQs&t=220s>*
- #2 *Try a new type of exercise. I always think I am going to try Pilates but then refer to my go to man Richard Simmons. Some of his workout videos can be found on YouTube :) NOTE: if a new exercise is just not a way for you to reduce stress... then perhaps you could pick up the phone and call a friend :)*
- #1 *Clean out your stash and sewing room.*

Again, Keep Calm and Stitch on! Disclaimer: in these uncertain times the Quilt Guild Executive thought it would be good if we could reach out to each other and provide support. The views expressed here are not meant to make light or fun of the times we currently find ourselves in. Yours in Quilting Stitches, Jacqueline H.

DTQG Members corner:

Here are some ideas to get organized for the new year.

Projects at a glance:

<http://www.pixelstopatchwork.com/2013/01/quilt-project-sheets.html>

The image shows a 'Projects At a Glance' project tracking sheet. It features a header with a decorative border and a table with columns for Project Name, Description, Target Date, Priority, and Project Stage. The table is designed for tracking multiple projects over a 30-day period.

Project Name	Description	Target Date	Priority	Project Stage
1				
2				
3				
4				
5				
6				
7				
8				
9				
10				
11				
12				
13				
14				
15				
16				
17				
18				
19				
20				

Sewing Goals:

<https://weallsew.com/set-your-sewing-goals-for-the-new-year/bermina-sewing-goals-worksheet/>

The image shows a 'BERNINA Sewing Goals' worksheet. It includes sections for 'Top 3 Projects', 'Top 3 Techniques to Learn/Try', 'UFOs to Finish', 'Things to Buy', 'Did I Sew This Week?' (a grid), 'Notes', and 'Top 3 Best Things of the Year'. The BERNINA logo and a sewing machine image are also present.

DTQG Members corner:

At a sew day, I described a 2025 mystery quilt I will be participating in, and it was suggested to put it into the newsletter so other people could participate if desired.

This is a true mystery in that you have no idea of the quilt pattern AND you have no idea of the fabric you will use (at least to start)! This mystery quilt is being offered as a class (the instructions) and a kit (the quilt top and binding fabric) by Needleworks Studio Canada (located in Cochrane Ontario) which is a quilt and yarn store operated by a friend of mine (so I can assure you that the fabric is of excellent quality and the store is 100% reliable) (<https://www.needleworkscanada.ca>).

The way this mystery quilt works is this:

- You need to purchase a fabric kit (includes fabric for quilt top and binding) from the store, to be shipped to you (note that there is free shipping you purchase more than \$150 of fabric else it is a flat rate of \$15 shipping for this kit). To purchase the kit, you select one of the images provided. The fabrics will then be selected for you based on the colours of the image you pick. For example, if the image you pick has black, brown, blue, green, yellow and red, you may get fabric that is black, blue, and green or you may get fabric that is brown, blue, and yellow. It is a mystery until you open the package! You can select the size of the quilt that you want (lap or queen) and you also select to receive solids only or a mix of prints and solids. Prices vary based on your selections. Once you do this, my friend would pick the fabrics for your quilt based on the colours in the image you choose. Since she knows what the pattern is going to look like, she will pick fabrics that will work well for their spots in the pattern (which is what convinced me to participate - one of the things I dislike about regular mystery quilts is that I don't know if the fabric I picked will work well for the quilt in the end). In fact, I had fun helping her pick fabrics for one participant, while I was visiting her one weekend and an order came in.
 - Here's the link for the kits: <https://www.needleworkscanada.ca/shop/Fabric/Mystery-Quilt-Kits.htm>
- You also need to sign up for the on-line mystery quilt "class" which is the instructions part of the quilt (\$60 for the class). It is a live Zoom class/instruction where the pattern is revealed monthly on the last Thursday of each month from 2025 January through to and including 2025 May (5 months). You have access to the videos afterwards in case you couldn't attend a live session or in case you need to go back to see something again. There will also be a dedicated Facebook group.
 - Here's the link for the class: <https://www.needleworkscanada.ca/module/class/573268/mystery-in-bloom--mystery-quilt-2025>

I am getting my fabric ready for this as I personally always pre-wash before putting fabric into a quilt that will be used and need washing. I am really looking forward to this mystery!

Laura B

Join the Temperature Quilt-Along on the BERNINA Blog!

<https://blog.bernina.com/en/2024/12/announcement-bernina-temperature-quilt-along-2025/>



[Join the
Temperature
Quilt-Along
on the
BERNINA
Blog!](#)

Hello, all you hardworking sewers and quilters, I am so happy to finally be able to tell you: I invite you to a new quilt-along. This time we will take a close look at the temperatures and then sew a Temperature Quilt.

blog.bernina.com

Submitted by Maureen E.



This can be obtained from: <https://mailchi.mp/whitearborquilting/binding>

Submitted by Maureen E.

Upcoming Quilt Shows:



EQG Quilt Fever



Friday, March 28, 2025 9 AM - Saturday 29, 4 PM

[Login To Rate](#)

\$10.00

Etobicoke Quilters Guild

56 Neilson Drive, Etobicoke, Ontario, M9C1V7

Not only do we have some fabulous quilts on show, but we also have a Vendors Market and a Members Boutique. Refreshments are available,

Quilts on the Seaway



Friday, April 11, 2025 10 AM - Saturday 12, 5 PM

\$10.00

St. John's Presbyterian Church

28 Second Street East, Cornwall, Ontario, K6J

Cornwall Quilters Guild presents "Quilts on the Seaway Anniversary Show". Come out to see our wonderful Quilt Exhibit, Merchant ...

HQG "Stitches in Our Time" Quilt Show



Friday, May 30, 2025 9:30 AM - Saturday 31, 5 PM

\$10.00

Sheridan Conference Centre

1400 Trafalgar Road, Oakville, Ontario, L6H 6W4

The Halton Quilters Guild is pleased to invite you to view a variety of quilts, ranging from traditional to modern, as well as other quilted items made by their members. There will be a Merchant's Mall, Tombola, Spool Pull and Tea Room with Outdoor Patio as well as a Certified Quilt Appraiser on site.



Advertising:

Quilting Stores:



Celebrating
— 25 YEARS —
Kimat Designs
www.kimatdesigns.com
Shop In Store or Online
For all your Stitching Supplies


Specializing in Custom
Framing Needlework &
Embroidery
(905) 666-5996
kimatdesigns@rogers.com

(905) 987-1779
anniesquiltshop@gmail.com

@anniesquiltshop
anniesquiltshop.ca

6 Station St. Unit B
Orono L0B 1M0



EVERLASTING

CREATIVE MEMORIES

Custom Memory & Keepsake Quilts,
Pillows, & more.

Fabric Sales & Longarm Finishing Services.

Bowmanville, ON • everlastingcreativememories@yahoo.com

Quilters Cupboard

202 Brock St. E., Uxbridge, ON, L9P 1R3 905-862-0666
norine@quilterscupboard.ca

Huge selection of Quilters Select and Studio 180 rulers
New fabrics arriving weekly
Demo days with Show & Share
Sign up for our weekly newsletter at:
www.quilterscupboard.ca





Embellish

DRAPERY & BLINDS • FABRIC & NOTIONS

Your local source for all your fabric, quilting, decor, and fashion sewing needs. Visit our new location at **975 Elgin St W** in Cobourg, or shop online.

embellish.ca   905-373-0983



PFAFF We're excited to be an authorized PFAFF® dealer!
Perfection starts here.™ Contact us for current prices and promotions.

Longarm Quilting:

A business card for Allie Edwards. The top left features a geometric pattern of triangles in shades of purple, blue, and green. The top right has a decorative white flourish. The text on the card includes:

LONGARM QUILTING FUN
905 240 1487
21 Hertrick Place
Whitby, Ontario

Allie Edwards
Longarm Machine Quilting
luc21@gmail.com
allie148@gmail.com

A business card for Jennifer Hartford. The top left has a decorative white flourish. The text on the card includes:

CONTACT ME
289 385 1843
Jennifer Hartford
Oshawa, Ontario
www.starflowerquilting.com
@starflowerquilting

At the bottom are icons for Instagram and Facebook.A business card for Starflower Quilting Co. The top left features a decorative white flourish. The text on the card includes:

Starflower Quilting Co.
LONGARM QUILTING SERVICES

A business card for Whirls n Swirls Quilting. The top features a large, stylized logo with the text "Whirls n Swirls Quilting" in a blue, cursive font, and "APQS Ontario" in a black, sans-serif font below it. The logo is flanked by decorative swirls in purple and teal. The text on the card includes:

Tracey Russell
APQS Dealer and Educator
4 - 1103 Wentworth St. W
Oshawa, Ontario
L1J 8P7

www.whirls n swirls quilting.ca
whirls n swirls quilting@gmail.com
905-435-8720

THAT'S ALL FOLKS!