



Patchwork Press

A newsletter for the Durham Trillium Quilter's Guild

durhamtrilliumquiltersguild.ca

dtqguild@gmail.com

January 2026

President's Message

Debbie W.

Happy New Year Quilters!!!

Wishing you all the best for 2026. I hope you were able to enjoy some time with family and friends over the holiday season.

Our upcoming Guild year promises to be filled with interesting program and a couple of fun workshops.

We are looking for new faces to join our executive for the 2026/27 Guild year. Laura has outlined what positions are required to run the guild. Please consider one of the available positions and help keep the Guild running smoothly.

Looking forward to seeing everyone at our January zoom meeting

Debbie
DTQG President

Past President

Laura B.

Hello fellow quilters!

Wow, winter has really settled in. Although I will miss seeing you all in person, I am glad that our next meeting will be virtual only, so there is no risk of driving in crappy weather!

As I mentioned in the December newsletter, we have a large number of volunteer positions on the guild executive that will need to be filled for 2026-2027. I need a guild member who is not part of the executive to help me talk to guild members about filling roles on the Executive. If you are willing to help, please contact me by email (or by emailing the guild at dtqguild@gmail.com).

Here is a list of the positions that need to be filled. Per our constitution, officers must have been a member in good standing for at least 12 months, and to be in another executive position, you must have been a member in good standing for at least 8 months. Please consider volunteering for the executive so that our wonderful guild can keep running. We cannot run the guild without the volunteers on the executive!

- President (Officer)
- Vice President (Officer)
- Secretary (Officer)
- Treasurer (Officer)
- Program
- Membership
- Library
- Retreats
- Workshops
- Publicity/Advertising
- Mystery / BOM
- Community Outreach
- Fabric Basket
- Technology

I will include a description of the positions in this and upcoming newsletters. For this newsletter, I have included “job descriptions” for the key positions of President, Vice President, and Secretary.

President:

The President position is an Officers position and is key to the function of the guild. We need a person with previous experience as a DTQG President to volunteer for the President's position this year, to guide the guild as the new VP will be learning the position. This will be a 4-year commitment: 2 years as President and then 2 years as Past President. As President, you guide the Executive to create an active and inspiring quilting experience for all. If you don't want to, you don't have to be the one to run the

meetings – but you’d need to ensure that someone does that job. The President ensures that we are meeting the requirements of our constitution, with the assistance of the executive – a very helpful team. There are several good templates to follow to assist in the smooth running of the Executive and Guild meetings. Debbie W. will also be there to help for another 2 years as Past President. As this is an Officer’s position, we MUST have a President to continue the guild.

Vice President:

The Vice President position is an Officers position and is an essential one. Coming to the guild as Vice president is a 6-year commitment: 2 years as Vice President (an excellent opportunity to learn how the guild and the executive runs), 2 years as President and 2 years as Past President. These roles are not difficult, but they are important. As Vice you assist the President and basically learn the ropes. The President’s role was described above. As Past President, you basically help the new President and new VP, and this position is in charge of helping to get volunteers for the executive. As this is an Officer’s position, we MUST have a President to continue the guild.

Secretary:

This person is responsible to take, produce and electronically distribute the Executive Meetings minutes. Typically, the Executive Committee meets in the evening of the fourth Wednesday of every month, with the exception of July and December. They generally take place virtually via Zoom. The Executive of the Guild will establish the meeting schedule at the August Executive meeting. If the Secretary is not available to attend any scheduled meeting, it is their responsibility to find an alternate to take down the minutes of that meeting. Another important task which falls under the Secretary’s portfolio is that they are responsible for managing the Guild’s email account. This includes adding and removing members from the guild email list (as informed by the Membership Convenor), sending emails to the guild members (such as notifications of newsletter availability and Zoom links for meetings), and forwarding messages to appropriate members or convenors. Email should be checked and managed on at least a weekly or bi-weekly basis. Regular mail also falls in the Secretary’s duties. The Guild’s “regular” mail is currently sent to the President, and will be provided to the Secretary as it arrives. As an Officer of the guild, the Secretary may be asked to attend a few Officers’ Meetings over the Guild year (typically 1 – 3 per year). These are called by the President on an “as required” basis. And also, as an Officer, the Secretary has cheque signing privileges. As this is an Officer’s position, we MUST have a President to continue the guild.

Please contact me if you would be willing to volunteer for an executive position.

Happy Quilting!
Laura

2025 - 2026 DTQG President’s Challenge

The President’s Challenge continues with the “postcard quilt” theme. You may join the challenge anytime, so long as you can have your mini postcard quilt finished and turned in to

the Past President (Laura B) by the May guild meeting. The cost to participate is \$5 per entry. There is no limit on the number of entries per person, but there can be no more than 50 entries in total (the total # of post card backings purchased).

You can sign up on the website (<https://durhamtrilliumquiltersguild.ca/presidents-challenge>) noting that since our next few meetings are virtual, you will have to coordinate with Laura to get the postcard backing for your challenge quilt.

The challenge for this guild year is to make a miniature postcard-sized quilt. Guidelines are as follows:

- The quilt can use an established design/pattern or be an original.
- The required dimension are exactly 4 inches by 6 inches (to fit the backing card).
- The quilt may be in either portrait or landscape orientation.
- There must be quilting (minimum is a front and batting quilted before being attached to postcard). You do not need to quilt through the postcard backing.
- A 4" x 6" post-card backing (with typical postcard lines/info) will be provided to you. This must be attached to the back of the miniature quilt that you submit.
 - The method of attachment is up to you – binding, fancy stitching, etc.
- No label is needed on the completed post-card.

To coordinate receiving your post-card backing, and the paper to fill out and return when submitting your quilted postcard for judging, contact Laura B by emailing her or emailing the guild (dtqguild@gmail.com) (and then our lovely secretary will forward it to Laura).

Quilts for the challenge are to be submitted to Laura B. and must be submitted before the end of the May in-person guild meeting. Please submit inside the bag provided, along with the completed quilt information submission form.

If unable to attend the May meeting to submit your quilt, please either have a friend bring it to the May meeting or contact Laura B. for other options.

Submitted quilts will be judged by the President and winners will be presented at the June meeting, when all submitted postcard quilts will be displayed (and then returned).

Secretary

Jacqueline H.

Wow! 2026

Who knew the year could fly by so quickly.

I always take time to reflect on the year just passed (3 Stars for the year... and 1 wish). As for the Secretarial role... My 3 stars are 1) worked hard with the executive team to ensure smooth meetings 2) worked well with Angie on membership to ensure everyone was registered 3) Worked to ensure the guild e-mail was cleaned out, relevant, and up to date.

My wish for the year would be to continue to improve on Executive Meeting Minutes. It is a wild time on zoom, and often the voices come fast and furious, and it is hard to capture everything.

Yours in Quilting Stitches, and Secretarial fun, Jacqueline

Upcoming Zoom Sew Days – Jacqueline H

Recent Sew Day Winners include; Joann B, Lina, Laura, Amanda, and Judy

Our upcoming sew days are;

Friday January 9th , 1-4 and 7-10 pm

Tuesday January 20th , 7-10 pm

Friday January 30th , 1-4 and 7-10 pm

Friday February 13th , 1-4 and 7-10 pm

Friday February 20th , 1-4 and 7-10 pm

Friday February 27th , 1-4 and 7-10 pm

Program Convener

Gail L.

Happy New Year quilters. As we look forward to our 3 zoom gatherings, we should reflect on the great times we had sharing, learning and chatting at our in-person meetings during 2025. I am very appreciative of this guild and the inspiration received from speakers and our guild members. Thank you for working together to keep the guild and friendships alive.

On January 12, 2026, we will be having Tara C. Sinclair from UhOh Creations do a trunk show showing off her purses, back packs, bags, and even sneakers while talking about how she started the company. Tara will also run through some of the resources she uses for the many notions needed for completing her bag patterns. Follow Tara on Instagram @uhohcreations. See you on Zoom at 6:45 pm. Be prepared to be astounded by this incredible presentation of bag making.

The full program for our 2025-2026 guild year is posted on our DTQG website. There are six meetings with guest speakers and three with member presentations. Also, a shop visit from Everlasting Creative Memories for Christmas. In June we have the Annual General Meeting where we elect executive members for the following year. This is your chance to participate and grab a fun convener position. I think it's a great value for your money sure to provide lots of inspiration while visiting with other quilters.

Looking forward to seeing everyone on Zoom starting at 6:45 pm for our January 12th, February 9th and March 9th meetings.

Happy quilting,

Gail L., Program Convener

Library Convener

Robynn W.

I was very pleased with the member turnout to the library at the December meeting. I hope everyone will enjoy their borrowed selections.

I am still working out a couple of glitches, but hopefully when we next meet in April I will be better prepared to help you out.

If you have any suggestions for new books to add to the library, send along a message for consideration.

Robynn

Quilt Block of the Month Convener

Diane W.

Thank you to those who signed up for this year's Block of the Month, focused on Quilt As You Go (QAYG). To ensure anyone in the Guild can participate, I will continue to post instructions here in the Newsletter.

January Meeting

To be eligible for January's BOM draw, please send a picture of your three (3) QATG blocks to dtqguild@gmail.com with the subject line "JANUARY BOM". Don't forget to include your name in the email so you can get credit for your beautiful blocks!

For the February Meeting:

This month, I am spotlighting YouTube videos by **Tiny Orchard Quilts** and **Angela Walters** of **Quilting is My Therapy** to provide some introductions to **Ruler Work**. Both have expansive YouTube video libraries you can also check out! If you need basic information about ruler quilting on *your specific sewing machine*, I am confident there are YouTube videos that can assist you.

You can quilt your blocks however you want to be eligible for the draw. Some of you may decide to quilt all of your blocks using a walking foot technique you learned in November. Or free motion you used in December. That is okay! But if your machine already comes with a ruler foot and you have already purchased these rulers (and they are still in the packaging 😊) this is a great time to pull them out!

For Ruler Quilting, you will need:

- **Specialized Ruler Foot** – Use a ruler foot specific to your sewing machine's shank height. It is a darning-style hopping foot designed to work with the thick edge of quilting rulers designed for this task.
- **Quilting Rulers** – These rulers are ¼ inch rulers that are thicker than standard quilting rulers. This provides them from sliding under the hopping foot and hitting the needle.
- ***IMPORTANT: USING A STANDARD QUILTING RULER FOR RULER QUILTING IS DANGEROUS FOR YOU AND YOUR MACHINE!***

Quilter Ruler Videos:

Beginner Ruler Work Video by Tiny Orchard Quilts – This is a longer video but so worth it!
<https://youtu.be/MOIM5fnAEgU?si=2KFHPb1O2iXEqO2F>

Beginner's Guide to Ruler Quilting with Angela Walters
<https://youtu.be/yKBIDCU3xGQ?si=xnSLDersUmhnsQd9>

Quilting with Straight Edge Rulers By Angela Walters
<https://youtu.be/3KJh5lrCWz4?si=4VP-aT00fe00FrSI>

Happy New Year and Happy Quilting!

Diane W

Zoom Crew – Making the Best of “in-person guild meetings and workshops”

During Zoom Sew Sessions we often have creative conversations. We NEVER talk about Politics or Religion... we are a happy Quilting Group.

We recently had a good conversation about “new members”. We really hope that new members feel valued. We would love to get to know each other better. Zoom is a great way to do that. But as well, in-person workshops (One being held in February, by Grace R), and guild meetings. If you are new and really don't know anyone at either event, please take the time to introduce yourself to those around you. Conversations starters could include...

“How long have you been quilting”, and “How long have you been a member of the guild”, and “what is your favourite pattern to complete” etc.

It is important that we share our knowledge, time and compassion with those who are new to the guild.

Zoom Crew Correspondent, Jacqueline

Membership Convener

Angie S.

HAPPY NEW YEAR everyone!

Hopefully all the hustle and bustle of the holidays has subsided for you so that you can get back to your sewing projects.

I hope to see you at our zoom meetings and at our Zoom sew days.

Angie S.
Membership


Social Convener

Judy B. and MaryLou H.

Social will see you at our next in person guild meeting in April.
Judy and MaryLou

Show and Share Convener

Patricia K.



Happy New Year's fellow quilters. It was exciting to see all the holiday themed quilts at our December gathering. So many quilts had never been shared before & I applaud you all for the enthusiasm you brought to the meeting with your beautiful creations. Congratulations to Angie who won the December draw!

As we shift into our Zoom winter meetings a shift will also occur for how we share our quilts. Please submit photo(s) to the following email address that has been set up by Laura for this purpose:
dtqgshownshare@gmail.com

Submissions are due Friday, January 9th by 1800 (6:00 PM). So that I know who has sent the submission(s) please include your name as sometimes your email address doesn't include this

information. I will confirm your submission(s) when I receive them so if you don't hear from me by noon on Saturday, January 10th then I haven't received anything.

As we've been busy with holiday gatherings & making last minute gift's we may think we have nothing to show & share for this upcoming meeting. As a new year often suggests new beginnings, consider the following as this month's challenge. What was your first quilt you ever made? Do you have quilts that reflect the first time you tried a new technique? Perhaps the first time you did a specific type of appliqué, paper piecing, etc. What did you discover about yourself with this new technique? (Ie: yeah, not ever again...) I look forward to creating a vibrant PowerPoint presentation for our January Zoom meeting from all your submissions.

Regards,
Patricia K.
Show and Share Convenor

Community Outreach Team

Team Members: Kate H., Lyne M., Carolyn L., Sharon L., Janine L., Diane W. & Dorothy M.

Welcome to 2026! Hope everyone had a good holiday. At the December meeting, Diane W. collected items from the following members: Jane S., Diana S., MaryLou H, Patricia K., Donna G., Judy B., Tana B., Susan M., and Jo B. Many thanks for all your hard work. These will be delivered in the next few weeks to our community partners.

We have now moved into the Zoom portion of the guild year. If anyone is looking for a top to assemble, quilt or bind, please reach out to Kate H., and I will get something ready for you to pick up. Please remember to complete the tag portion on any of our kits. Measurements are especially helpful, and remember, no straight pins!

A reminder of our current programs for this year:

- **Community Care – Meals on Wheels** Placemats : 12" x 16" is the preferred completed size
- **Comfy Cases** Pillowcases (hot dog type are super easy)
- **Quilts of Valour:** We will gladly accept completed tops with binding, and completed quilts on their behalf. Ensure they meet their size criteria (minimum size 50 x 70, maximum size 60 x 80) and include binding fabric with your quilt top. For more information on the Quilts of Valour program, visit their website: <https://www.quiltsofvalour.ca>
- **Quilts for Survivors:** We will accept quilt tops with binding on your behalf. They have no minimum or maximum sizes, however, they do have specific criteria about the types of fabric patterns they would like in the quilt tops created for the Survivors. For information on that, please visit their website at <https://www.quiltsforsurvivors.ca> check out their 'contribute' page for details.

- **The Pregnancy Help Centre** has asked for flannel receiving blankets and bibs if you have some time to make either of these, we will make the delivery. We support them with quilts as well, and they are so very grateful for the beautiful items they receive from us.
- **Lakeridge Health NICU** unit is looking for isolette covers and flannel receiving blankets as well. The size they are looking for is roughly 40" x 44". We will facilitate a drop off after the October meeting. As a mom of a preemie baby born at LHO, I know firsthand how well these are cherished.

If you are participating in a January declutter challenge and cleaning your sewing room, we will always accept neutral yardage to go along with the wonderful fabric donations we have on hand.

Some members often make completed quilts which is totally awesome and we love those. Please ensure your name and the size of the quilt is provided when you hand it in at the meeting. Ask for a label anytime at the meeting. Ideally, labels should be sewn into the binding before handing in to us.

Mark your calendar: We are planning to have another sew weekend May 2 & 3, 2026. Many hands make light work on these days. We will be making quilts tops and binding for Quilts of Valour.

Looking forward to seeing everyone virtually at the January meeting!

Community Outreach Team

Workshop Convener

Grace R.

Happy New Year to all. Hoping your time with your family and friends over the past few weeks created many new and happy memories.

Our workshop to create Fidget quilts is still going to happen. Apologies for the delay but there were difficulties getting the information to the website. The information and sign up form can now be found on our website as follows: <https://durhamtrilliumquiltersguild.ca/workshops>

The cost is \$15.00, it is at Rundle Park community Centre, 241 Park St, enter the parking lot off of Burke St just north of Gibb St. in Oshawa. I will be setting up the tables and chairs at 9 am and you will be able to set up your sewing area and begin sewing at 9:30 am. Our permit goes until 4 pm, however, we must clean up the room and wash the floor by that finishing time.

There will be coffee and tea for those who wish, please bring a mug/ a lunch and a water bottle if you do not want coffee/tea. We need to have 18 members to attend the workshop.

If you have difficulty with the registration for the workshop, you can email the guild at dtqguild@gmail.com, asking the secretary to send the email to me, and I will fill in a form for you. I need your name, email address, phone contact number, emergency contact person and their phone number or email address [whichever is best to contact them in an emergency]. Please forward your payment via transfer to the guild (dtqguild@gmail.com) and mention your name, workshop name and workshop date. There will be some supplies to share on the day of the workshop. Please bring a backing [at least 26" x 26"] either iron on fusible a) fleece or b) batting

26" x 26" or c) fusible interfacing. A variety of scraps or materials that can be fused to the above will be necessary and bring scraps of items you would like to attach to your quilt. There will be some fabric, lace, beads, elastic and ribbon available to you as well.

I hope to see you at Rundle Park Community Centre , 241 Park St on February 7th.

Yours in quilting,

Your workshop convenor, Grace R.

Scrap Basket Conveners

Kathy D. and Gwen VN.


Happy New Year to you all! Hoping that everyone has enjoyed a wonderful holiday season filled with love and joy spent with family and friends. Also hoping that you have managed to squeeze in some quilting time for yourselves now that the season is passed. Please keep the scrap basket in mind for when we meet together in person in April. I can just imagine now the mountain of scraps and digging through that will be enjoyed.

Kathy D and Gwen VN


Temperature Quilts

Maureen E.

Happy New Year! It's the perfect time of year to start a temperature quilt. Here are some unique designs with links to the patterns. (continued on next page)




<https://www.seamsewme.com/post/easy-temperature-quilt-english-paper-piecing>



<https://blog.bernina.com/en/2024/12/announcement-bernina-temperature-quilt-along-2025/>



<https://plainsandpine.com/blogs/news/make-a-temperature-quilt-with-me-in-2024>



<https://www.fatquartershop.com/2024-cottage-temperature-quilt-pattern-free-pdf>

Advertising

UNLEASH YOUR CREATIVITY
AT

Quiltiful

Quilting Supplies and Notions
Curated Fabric Collections
Computerized Longarm Services
Classes and Workshops
Restash Fabrics


71 Bolton St, Bobcaygeon - www.quiltiful.ca
Find us on Facebook and Instagram, or join our mailing list on our website to follow along!

 **McBride Sewing Machine Repair**
Over 30 years experience

Rick McBride
Repairs to all makes and models

Cell: 416-670-4041
Shop: 705-324-8029

Indian Crt
Lindsay, ON
mcbriidesewingmachine@gmail.com




*Helping you make memories
one stitch at a time.*



**Appleseed
Quiltworks**

Sandra Falconer

100 Kent. St. W.,
Lindsay, ON
K9V 2Y4
705-324-0385
appleseedquilt.ca
info@appleseedquilt.ca



Longarm Sales/Service/Rentals/Education

We also stock a wide variety of longarm and quilting supplies

- Threads
- Rulers
- Pantographs
- Stencils

1621 McEwen Drive #37
Whitby, Ontario
L1N 9A5
905-435-8720
Find me on YouTube @ whirls n swirls quilting

Sharpening Services



ThePrecisionEdge.ca

905-999-2977

Knives - Scissors

Salon - Pet Shears - Clipper Blades (+5-in-1)

Garden Tools

Serving Durham Region & Beyond!