



Patchwork Press

A newsletter for the Durham Trillium Quilter's Guild

durhamtrilliumquiltersguild.ca

dtguild@gmail.com

June 2026

President's Message

Debbie W.

Dear Quilters

It's hard to believe that another quilting year has come to a close and summer holidays will soon be here.

Our next meeting will be our AGM and after the business part of the meeting we will enjoy all the wonderful goodies.

I am very excited to show you all the amazing President's Challenge projects that were turned in. They were all so well done and it was an extremely difficult task to pick only 3 winners!! I wanted to give everyone a prize.

Our quilt show will be in 2027, so we will be a busy group getting ready for another amazing show. Please keep in mind that many hands make light work and Team work makes the Dream work!! Even small contributions help to make the show a success.

Don't forget to bring your draw ticket and basket draw money, as well as your show and share projects to the meeting.

Looking forward to seeing everyone at the June meeting.

Warm Regards
Debbie W

Vice President
Debbie K.

Hello my fellow Quilters,

Here we are the last month of our Guild year, June 2026 already. I feel like a broken record saying how fast time is going by but heck, we are almost halfway through the year...how did that happen?

I am looking forward to our meeting June 8th. Our AGM has lots of items on the agenda, there will be lots of time for Show and Share, and I am truly looking forward to seeing (and sampling) many of the awesome desserts that people will be bringing. Remember to bring your mug, plate, and utensils with you so you can also enjoy many of these desserts.

I have not been at my best the last few days, this year the tree pollen has really kicked in along with the grass and it seems my body wants to remind me that it is sensitive to this stuff. So, my outdoor stuff is slightly curtailed while I figure out what kind of mask to wear when I am outside. I figure if I reduce the amount of allergen going into my body it will help me tolerate the gorgeous weather and get the rest of my gardening done. The positive note is I have a great reason to spend even more time in my sewing room attempting to clear up some of my UFO's without getting distracted by new projects. Such a hard thing to concentrate on finishing something when so many new ideas pop into your head. Doesn't really help when you buy a couple of new quilting magazines just to look.....

As this is the last time I will be the VP I would like to say how much I enjoy being part of the great team we had these last years. Thank you to each of the executive for all the hard work you have put in and thank you to the members for helping to create such a wonderful atmosphere where we can all grow in our craft and in our relationships. The many sew days we have had both on Zoom and in person have really enabled us to connect and learn much more about each other. These sew times help so many in completing projects that for some of us seemed impossible but with encouragement from others we have managed what we thought was not possible. It is so great being part of a like-minded team. I am looking forward to seeing what we get done on the next sew days.

Well, I must wrap this up. I have to go find more tissues and allergy meds. So much easier to see your stitching when your eyes are not watering and you are not sneezing. Take care all, happy stitching, and I look forward to seeing you Monday, June 8th at 6:45 pm. Until then, have fun, enjoy the lovely spring weather, and know that you are appreciated. Take care,

Debbie K VP

Past President

Laura B.

Hello fellow quilters. You will already have received the slate of volunteers up for election for next year's guild executive. There are still a few vacant spots and it is not too late to volunteer so that we have a full slate and can run all guild programs next year. Please review the list that was sent to you and think about whether or not you can help with one of the vacant positions. If so, you can add your name to the list of volunteers to be voted on during the annual general meeting.

2025 - 2026 DTQG President's Challenge

Thank you to the 18 people who signed up for the president's challenge, resulting in 20 entries (yes a couple people did more than one entry). I don't have them with me to count because I'm away for a work trip but I believe 16 completed postcard quilts were submitted for judging. They were all terrific and I very much enjoyed unpackaging them to look at the surprise each one would be. The evaluation has been done, and our president has picked the winners of this competition. The winners will be announced and the prizes will be given out during the guild meeting in June.

Program Convenor

Gail L.

Thank you, Angie S., for demonstrating decorative brooches at our May meeting. Angie, your enthusiasm and quiet can-do attitude will make the Boutique at our next quilt show a great success. I enjoyed the meeting which gave us an extended time to do handwork and visit with members. Judy B. will tell you that doing handwork becomes easier the more you do it! For our new members, the guild endeavors to have a quilt show every 3 years. One of the highlights of the show is a Boutique where member made quilted or crafted items are sold. It is our plan to have a show in the fall of 2027.

Please come out to the June 8th Annual General Meeting. This is the final meeting of the year where the business of the guild will be accomplished. Following this we will sample our dessert potluck and have our regular program.


I have now completed my 2-year term as your Program Convenor. It has been a pleasure. To assist the next volunteer, I have started booking the program for the guild 2026 – 2027 meetings. Please forward your ideas for speakers to me or to the new convenor. There are so many creators out there and so many new ideas. Right now, I am particularly interested in quilters who are upcycling clothing with decorative stitching, yoyos, hexies. I also love seeing new "old" fabrics being used such as Osnaburg cottons. Endless possibilities and ideas for keeping our Quilting Journey exciting.

Happy quilting,

Gail L., Program Convenor

Show and Share Convenor

Patricia K.



After a dismal past weekend of extremely wet and stormy weather (where I spent a lot of time in my sewing studio) I currently look at the beautiful blue sky and I'm rethinking how I'll balance being in the garden vs my sewing studio. For me both are meditative in nature & bring tremendous tranquility in my heart.

Congratulations to Jane S. for winning the May draw. There were so many inspiring quilts and I look forward to seeing more creations at our June meeting.

Consider sharing your creativity with the members regardless if the quilt is in a "flimsy/topper" stage or fully completed. To be eligible for the draw quilts need 3 things; quilted, bound and ??? If you're sharing a quilt and can tell me the missing word you'll be eligible for 2 entries this month.

Regards,

Patricia K.
Show and Share Convenor

Secretary

Jaqueline H.

It is a busy time of year, with gardening, and quilts to finish. And...what happened to spring? I didn't get all of my spring cleaning done. But I did get a good start.

Life may be busy, but always remember to do things that bring you joy!

Being Secretary of the guild has brought me joy :)

If anyone is interested in the role, it really does help you get acquainted with the inner working of the guild, and brings you colleagues and friends who you may never have had a chance to work closely with. It is a role that allows you to keep your finger on the pulse of the guild.

Yours in Secretarial fun, and quilting stitches, Jacqueline

Scrap Basket Convenors

Kathy D. and Gwen VN.

Where did this year go to? I can hardly believe that another guild year is about to come to a close. This will be your last chance until the Fall to gather up any wonderful scraps you might have laying around your quilting studio before our summer break!!! Sounds like a good time to do a little late Spring cleaning. The scrap basket is currently running a little low so how about topping it off with some of your fun scraps to be enjoyed by others in our guild.

DTQG Scrap Definition: a scrap is a piece of fabric BIGGER than your outstretched hand and at least as wide as your palm. Of course it is also 100% COTTON quilting fabric. Please DO NOT add in any polyester, silk, drapery, linings, shortening pant leg cut offs, etc!!! We purge those fabrics as our Scrap hunters are only looking for 100% COTTON scraps to add into their quilting creations.

Thanks,
Kathy D and Gwen VN

Social Convenor

Judy B. and MaryLou H.

Thank you to the members that provided our yummy NUT FREE treats at the May meeting. There will be a clipboard at the September meeting for you to sign up for treats for the 2026-2027 guild year.

We are having a dessert only Potluck at the June 8th guild meeting and are suggesting that each of you please bring 6-8 items to share.

Here's a few items to note -

PLEASE REMEMBER THAT NO NUTS OF ANY KIND ARE ALLOWED IN OUR FACILITY. THIS INCLUDES ALL OF THE VARIOUS KINDS OF NUTS THAT ARE INCLUDED IN OUR BAKING.

Remember to bring your plate, eating utensils and mug. Also, please bring any serving utensils needed for your dessert item. As there is no access to the kitchen for guild members to wash your plates/utensils, it would be handy for you to bring a separate bag for your dirty dishes.

As usual, the Guild will be providing decaf Coffee and hot water for your tea, as well as milk, cream and sugar. If you would prefer any other beverage/water or a non-sugar sweetener, we ask that you please provide your own.

We would appreciate it if you would please bring any non-reusable items home with you to dispose of. This will ensure that we don't leave the Church's garbage bins full of items that can be recycled at home.

Mary Lou and Judy would like to thank all of you that provided our delicious treats over the past guild year. We have enjoyed being your Social team and look forward to the second year of our term.

Library Convenor

Robynn W.

There will be no book sign outs for the June meeting, as such the library cart will not be available. Please remember to return all previously borrowed items so they can be catalogued over the summer.

Workshop Convenor


Grace R.

Our Guild has had 3 fantastic workshops this year and many quilting projects were worked on and many were completed. But one major bonus was the wonderful fellowship shared by those who attended the workshops. On your behalf Grace delivered Fidget Quilts to the Alzheimer's Society.

Your Workshop Convener, Grace R.

Quilt Block of the Month Convenor

Diane W.

Thank you to everyone who participated in this year's Block of the Month program. I hope you enjoyed it as much as I did 

For June's meeting, please bring more of your joined, quilted blocks using **Monica Poole's Easy Cover Strip Method**. Those with a completed bound quilt with a label are eligible for a second ballot for this month's draw.

Happy Quilting!

Diane W.

The Guild is seeking a Keurig Machine for upcoming sew days and retreats. Our last donated one, has finally given up making coffee. We have all of the pods still left, but need a newer

Keurig Machine. If you have one that you are willing to give the guild please speak to Grace R at the June Guild meeting (or email her). Thanks in advance for helping us save money (and helping you get one more item that you no longer use, off your shelf)

Summer Zoom Sew Days

Jacqueline H.

Sunday June 7th from 1-4 pm

Monday June 29th from 7-10 pm

Wednesday July 1st 1-4 and 7 pm until midnight.

The Zoom Crew presents you with Books and Authors to check out this summer

- 1) Janet Evanovich
 - 2) Rick Mercer
 - 3) The Cat who... series (20 books)
 - 4) Remarkably Bright Creatures
 - 5) Never Underestimate a Librarian
 - 6) Fish Bowl by Bradley Sommer
 - 7) The God of the Woods
 - 8) The Dutch House by Ann Pacquett
 - 9) Christmas at the Ranch by Julian Kay
 - 10) Jack Reecher by Lee Child
 - 11) Mr Pipp by Lloyd Jones
 - 12) The Confession by John Grisham
 - 13) Nina Prose (The Maid, and The Maid's Secret
 - 14) Whistle by Linwood Barclay
 - 15) BookClub for Troublesome Women by Maria Bostwic
 - 16) The God in the Woods by Liz Moore
-

From a Guild Member

Hello,

This is Margaret F. I mentioned at our recent meeting that I have a show coming up at the Sheila Boyd Gallery in Bobcaygeon on August 1st, 2026 and that I will be needing a ride on set-up day. So far I don't know if my show will last for one or two months. If there's anyone who can drive me and my quilts to Bobcaygeon on August 1st, please contact me or email the guild at dtqguild@gmail.com. Anyone who can drive me there that day will be treated to a delicious lunch at the Grilled Cheese Hideaway. At this point I don't know if I will be going back home with

you that same day or if you will be just dropping me and my stuff off there so I'll be staying at my aunt's for a few days. Dismantling day will be determined at a later date.

Sincerely,
Margaret F.



Quilt Canada, June 16 – 19, 2027

MEMBER GUILD CHALLENGE – “GO WILD / OSEZ”

The Canadian Quilters' Association/ Association Canadienne de la courtepointe (CQA/ACC) is announcing a Member Guild Challenge for Quilt Canada 2027. Only members of a CQA/ACC Member Guild may enter this challenge, which has the theme “GO WILD/OSEZ.”

- All entries must follow the guidelines below. Each individual Member Guild may select one quilt from their Guild's membership, on or before April 30, 2027 for entry into this challenge. How they choose to run this within their guild is entirely up to them.
- It would be appreciated if Guilds wishing to enter the Challenge could advise of their intent via email to Irene Lafleche, irene.lafleche@canadianquilteradministration.com by Feb 1, 2027. This helps in determining space allocation at the show. The official Quilt Entry form will be available as of April 1, 2027 through April 30, 2027.
- All quilts must be received between May 10 and May 25, 2027 and will be displayed at QC 2027, at the BMO Center, Stampede Park in Calgary. The location for shipping/dropping off your quilt entry will be determined and communicated to you by the end of April. The cut off for displaying quilts at Quilt Canada is restricted to the first 50 entries received.
- The winning quilt will be selected by Viewer's Choice during Quilt Canada 2027 and awarded a \$500 cash prize.
- All submitted quilts will either be returned to entrants at the Guild's expense, with invoices issued accordingly, or may be picked up at the end of the conference in Calgary.

The Challenge:

- The Theme: “Go Wild / Osez”
- There is no restriction on fabrics to be used.
- The quilt perimeter is to be no larger than 72 inches. (add up the inches on all four sides)
- Each quilt must be finished with either binding, facings or enveloped pillow case style.
- Please ensure that there is a hanging sleeve, at least 3 inches wide, for display purpose.
- All quilts must have a label with the Quilt name and Guild name visible on it; Quilter's name optional.
- Please enclose the Guild Entry Form when your quilt is shipped.

We look forward to your entry and thank you for your participation. Please send some photos of some of your Guild entries for posting on our Social Media sites. Most of all, have fun!

Irene Lafleche, CQA/ACC Membership Director

Community Outreach Team

Team Members; Kate H., Lyne M., Carolyn L., Sharon L., Diane W. & Dorothy M.

Wow, it's June already. We are at the end of the guild year. If anyone is looking for a top to assemble, quilt or bind, I will have some of those at the June meeting. If you have completed any of our kits, placemats, pillow cases, etc, please see me before the meeting to hand in. I received a new batch of labels, so if you plan any sewing over the summer and will be using your own stash, come by for a couple of labels.

Things that help the team are : Please remember to complete the tag portion on any of our kits and providing measurements of your completed projects. If you make a top for community outreach, matching binding is appreciated. Last but not least, no straight pins!

A reminder of our current programs for this year:

- **Community Care – Meals on Wheels** Placemats : 12" x 16" is the preferred completed size. **If they are too large, they do not fit on their trays.**
- **Comfy Cases** Pillowcases (hot dog type are super easy)
- **Quilts of Valour:** We will gladly accept completed tops with binding, and completed quilts on their behalf. Ensure they meet their size criteria (minimum size 50 x 70, maximum size 60 x 80) and include binding fabric with your quilt top. For more information on the Quilts of Valour program, visit their website: <https://www.quiltsofvalour.ca>
- **Quilts for Survivors:** We will accept quilt tops with binding on your behalf. They have no minimum or maximum sizes, however, they do have specific criteria about the types of fabric patterns they would like in the quilt tops created for the Survivors. For information on that, please visit their website at <https://www.quiltsforsurvivors.ca> check out their 'contribute' page for details.
- **The Pregnancy Help Centre** has asked for flannel receiving blankets and bibs if you have some time to make either of these, we will make the delivery. We support them with quilts as well, and they are so very grateful for the beautiful items they receive from us.
- **Lakeridge Health NICU** unit is looking for isolette covers and flannel receiving blankets as well. The size they are looking for is roughly 40" x 44". We will facilitate a drop off after the October meeting. As a mom of a preemie baby born at LHO, I know firsthand how well these are cherished.

We had a productive year despite the budget constraints. We have many kits prepared for the new convenor in September. Please continue to support our program, without the membership, it couldn't happen.

Some members make completed quilts from their own stash, which we love and appreciate. Please ensure your name and the size of the quilt is provided when you hand it in at the meeting. Labels should be sewn into the binding before handing in to us.

Have a great summer of sewing!

Community Outreach Team

Upcoming Quilt Shows



Pine Tree Quilters' Guild of Muskoka

*Muskoka Quilts...
from the heart!*
**2026
Quilt Show**

Friday June 5th 10 am - 5 pm
Saturday June 6th 10 am - 4 pm
\$10 admission at the door

Free parking!
Accessible parking
is available.

*Special Guest: National and
International Award-Winning Quilt
Artist Sue Sherman*

- Quilt Displays
- Viewers' Choice
- Merchant Mall
- Demonstrations
- Raffle Quilts
- Members' Boutique
- Door Prizes
- Brews & Bites Cafe



www.pinetreequiltersguildofmuskoka.com
pinetreeguild

ptqgom_quiltshow_2026
info@ptqgom.com
Quilt Show Convenor:
qsconvenor@ptqgom.com

NEW LOCATION!
Muskoka Lumber Community
Centre
56 Salmon Ave., Bracebridge ON

QUILT SHOW 2026
hosted by Trent Valley Quilters' Guild

“BEHIND THE SEAMS”

FEATURED ARTIST - DIANNE FULLER

6 & 7 June 2026

Open 10-4 each day



SHOW RAFFLE QUILT

\$10 Adult admission • \$5 for children 12 and under • Cash or Debit • Ample Free Parking
Raffle Baskets • Vendors • Scissor Sharpening • Tea Room • Artisan's Market
Comfort Quilts & Quilts of Valour on site
King Edward Park Community Centre, 75 Elizabeth Street, Brighton, Ontario

BRANT HERITAGE QUILTERS GUILD
Once Upon a Quilt 2026

SEPTEMBER 25-26, 2026

Quilt displays • Door prizes • Quiltique • Tombola • Vendors • Opportunity quilts

Friday 25 - 10am to 6pm | Saturday 26 - 10am to 4pm

Best Western Plus | 19 Holiday Dr. | Brantford, ON






Featured Artist: RHONDA BENNITT

- Quilts since 2016.
- Works with vintage pieces
- Does slow stitches, embroidery, beading and other techniques



Admission \$10 | Children under 12 Free | Wheelchair accessible | Free parking

www.brantheritagequiltersguild.com | Facebook  | Instagram 



Advertising



UNLEASH YOUR CREATIVITY
AT
Quiltiful

Quilting Supplies and Notions
Curated Fabric Collections
Computerized Longarm Services
Classes and Workshops
Restash Fabrics

71 Bolton St, Bobcaygeon - www.quiltiful.ca
Find us on Facebook and Instagram, or join our mailing list on our website to follow along!



McBride Sewing Machine Repair
Over 30 years experience

Rick McBride
Repairs to all makes and models

Cell: 416-670-4041
Shop: 705-324-8029

Indian Crt
Lindsay, ON
mcbriidesewingmachine@gmail.com




LONGARM QUILTING FUN

905-621-5448
21 Hartrick Place
Whitby, Ontario



Allie Edwards
Longarm Machine Quilting
laq21@gmail.com
allie44@gmail.com



Sew TECHNICAL & creative

110 MAIN ST N UXBRIDGE
905-716-9775 www.sewtechcreate.ca

SEWING MACHINES
SALES • SERVICE • SUPPLIES • EDUCATION
authorized **BERNINA** dealer

(905) 987-1779
anniesquiltshop@gmail.com

@anniesquiltshop
anniesquiltshop.ca

6 Station St. Unit B
Orono L0B 1M0





Celebrating
25 YEARS

Kimat Designs
www.kimatdesigns.com
Shop In Store or Online
For all your Stitching Supplies

Specializing in Custom
Framing Needlework &
Embroidery
(905) 666-5996
kimatdesigns@rogers.com

CONTACT ME
289 385 1843
Jennifer Hartford
Oshawa, Ontario

www.starflowerquilting.com
[@starflowerquilting](https://www.instagram.com/starflowerquilting)




Starflower Quilting Co.
LONGARM QUILTING SERVICES

Quilters Cupboard

202 Brock St. E., Uxbridge, ON, L9P 1R3 905-862-0666
norine@quilterscupboard.ca

Huge selection of Quilters Select and Studio 180 rulers
New fabrics arriving weekly
Demo days with Show & Share
Sign up for our weekly newsletter at:
www.quilterscupboard.ca



*Helping you make memories
one stitch at a time.*



Sandra Falconer

**Appleseed
Quiltworks**

100 Kent. St. W.,
Lindsay, ON
K9V 2Y4
705-324-0385
appleseedquilt.ca
info@appleseedquilt.ca



Longarm Sales/Service/Rentals/Education

We also stock a wide variety of longarm and quilting supplies

Threads
Rulers
Pantographs
Stencils

1621 McEwen Drive #37
Whitby, Ontario
L1N 9A5
905-435-8720

Find me on YouTube @ whirls n swirls quilting

Sharpening Services



ThePrecisionEdge.ca

905-999-2977

Knives - Scissors

Salon - Pet Shears - Clipper Blades (+5-in-1)

Garden Tools

Serving Durham Region & Beyond!